



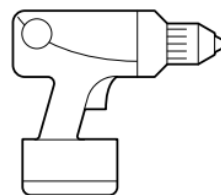
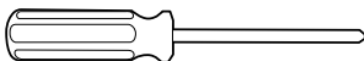
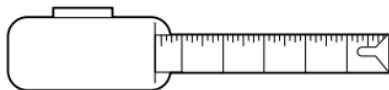
poly ROVE 20 Dect IP Phone User Guide

[Home](#) » [Poly](#) » poly ROVE 20 Dect IP Phone User Guide 



ROVE 20 Dect IP Phone User Guide

Tools Needed for wall mount



6 mm

Contents

- [1 Contents](#)
- [2 Phone Features](#)
- [3 Documents / Resources](#)
 - [3.1 References](#)
- [4 Related Posts](#)

Contents



Poly Rove 20 DECT IP Phone
(with clip)

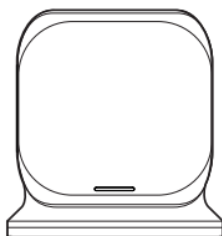


Charging Cradle



5V USB Power Adapter
(Varies by Country)

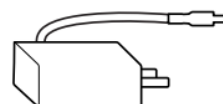
Included in Phone / Base Station kit



Base Station
with Stand



Ethernet Cable



5V Power Adapter
(Varies by Country)

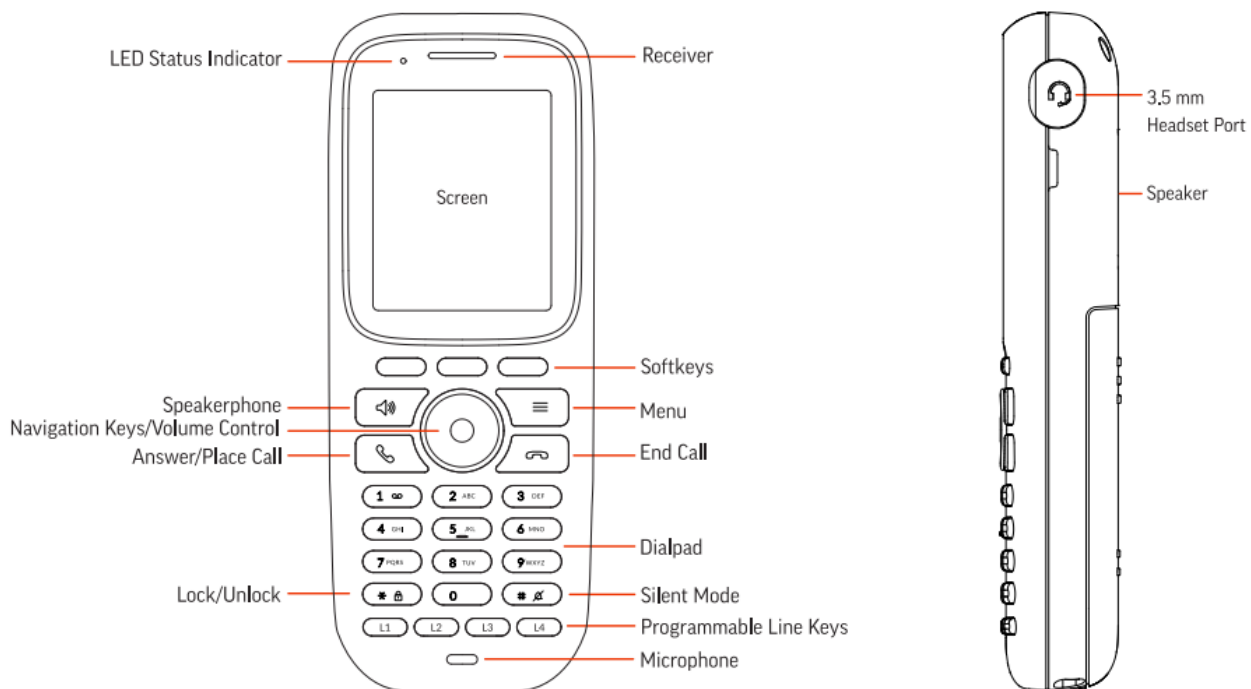


(2) 3.5 x 31 mm
Screw



(2) Plastic
Wall Anchor

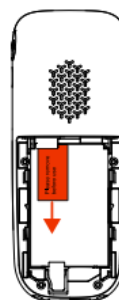
Phone Features



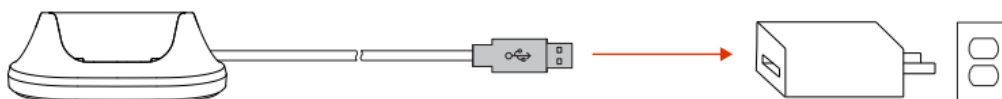
REMOVE BATTERY TAB 1

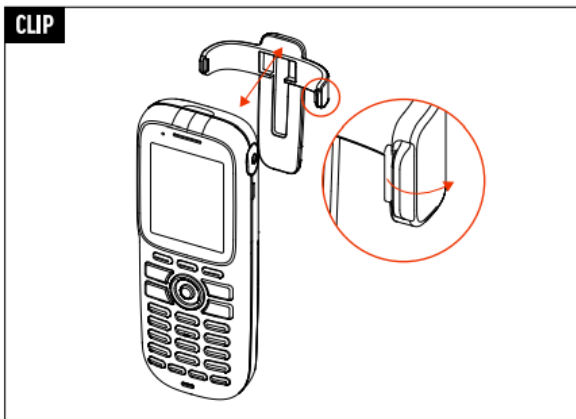
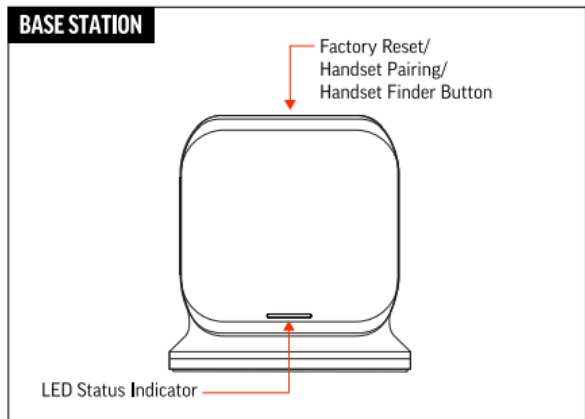
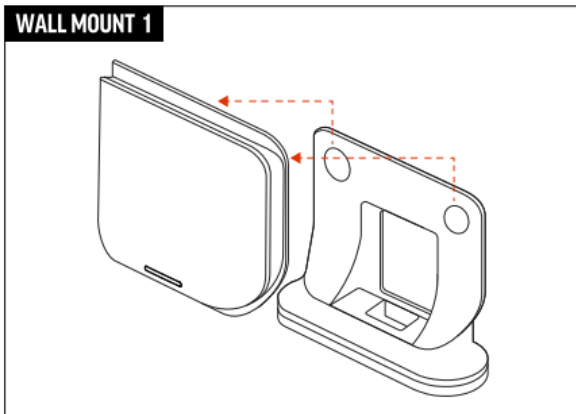
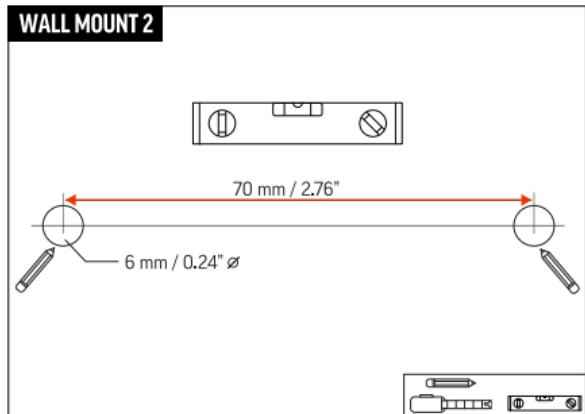
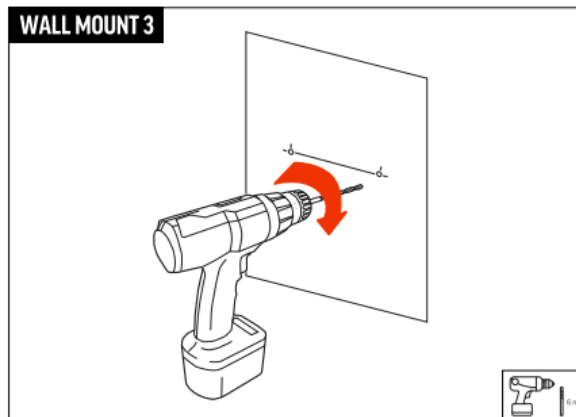
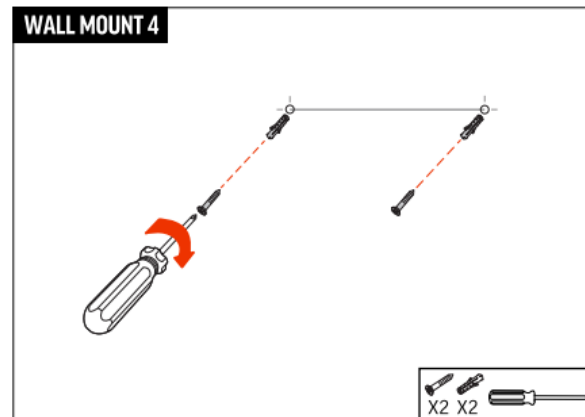
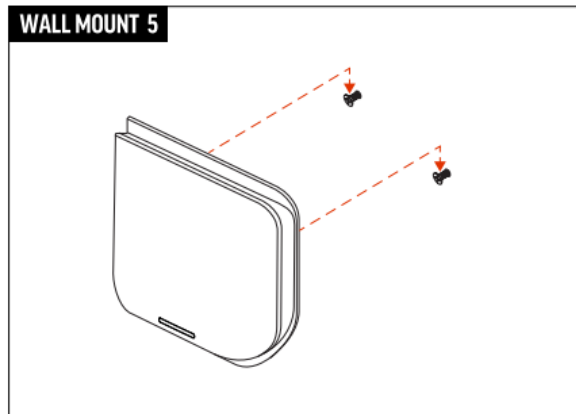


REMOVE BATTERY TAB 2



CHARGING CRADLE



CLIP**BASE STATION****WALL MOUNT 1****WALL MOUNT 2****WALL MOUNT 3****WALL MOUNT 4****WALL MOUNT 5**



poly.com/support/rove

© 2023 Poly. All trademarks are the property of their respective owners.



Recyclable where facilities exist
3725-34018-001A 04.23



www.poly.com/support/rove

Documents / Resources

	<p>poly ROVE 20 Dect IP Phone [pdf] User Guide ROVE 20 Dect IP Phone, ROVE 20, Dect IP Phone, IP Phone, Phone</p>
--	---

References

- | [Poly, formerly Plantronics & Polycom](#)

Manuals+.