

Poly G7500 Wireless 4K Codec Presentation System



Poly G7500 Wireless 4K Codec Presentation System User Guide

[Home](#) » [Poly](#) » Poly G7500 Wireless 4K Codec Presentation System User Guide 

Contents

- [1 Poly G7500 Wireless 4K Codec Presentation System](#)
- [2 Maintenance Instructions](#)
- [3 Hardware](#)
- [4 Instructions for Use](#)
- [5 Specifications](#)
- [6 LED Status Indicators](#)
- [7 CONTACT](#)
- [8 Documents / Resources](#)
 - [8.1 References](#)



Poly G7500 Wireless 4K Codec Presentation System



Maintenance Instructions

Poly recommends that you regularly clean displays located in high-use spaces, such as conference rooms and lobbies, especially if the displays have touch capabilities.


1. Unplug all cables from the display.
2. Dampen a dry microfiber cloth with a medicinal isopropyl alcohol and water solution of 70:30.
To avoid damage, do not apply the solution directly to the touch display.
3. Wipe the screen in a circular motion.

4. With a dry area of the cloth, dry off the screen and avoid getting moisture beneath the bezels.
5. Let the display air-dry completely before reconnecting any cables.

Hardware

Poly G7500 Hardware

1. Reset button
2. LED indicator
3. Remote control pairing button
4. Restart button

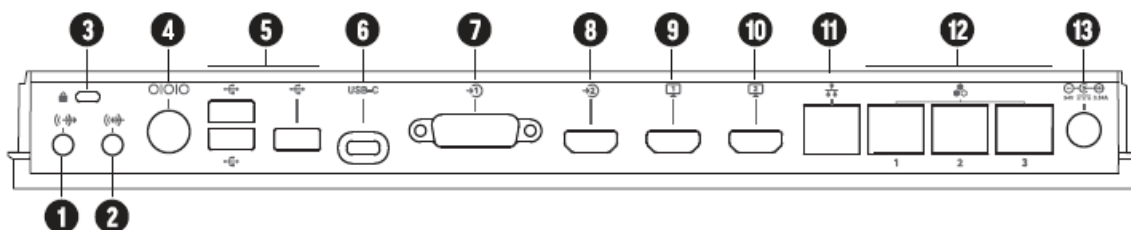


Ports

1. 3.5 mm audio line out
2. 3.5 mm audio line in
3. Security lock
4. Mini-DIN/RS-232 serial port

NOTE: The serial port is occasionally used by third-party control system devices for automation.





5. USB-A ports
6. USB-C port
7. HDCI input for Poly cameras
8. HDMI input for sharing content (for example, from a laptop)
9. HDMI output for the primary monitor
10. HDMI output for the secondary monitor
11. LAN connection for the system
12. Link-local network (LLN) connections for IP-based peripheral devices
13. Power cord port



Instructions for Use

Place a Call



You can place an audio or video call to a contact.

1. Go to Place a Call.
2. On the Dialpad  screen, move the slider to Audio  or Video .
3. Enter a number on the dialpad or select Keyboard  to enter characters.
4. Select Call.

End a Call

When your call is complete, hang up the call. If you have content such as blackboards, whiteboards, or snapshots, the system asks if you want to keep them.

In a call, do one of the following:

- On your remote control, press Hang Up .
- On the screen, select Menu  > Hang Up.

Specifications

Poly G7500 Product Specifications

- **Power:** 65BTU h
- **Camera resolution:** 2160p, 4K UHD (3840 x 2160)
- **Video frame rate:** 5 – 60fps
- **Video standards:** H.264 AVC; H.264 High Profile; H.265
- **Operating temperature:** 32 to 104° F
- **Minimum dimensions:** 13.75 x 1.5 x 5.5 in

LED Status Indicators

- Blinking white – Powering on
- Solid white – Working normally
- Solid green – In a call
- Blinking amber – Update in progress
- Solid amber – Sleeping
- Blinking red – Error preventing normal operation
- Solid red – Muted microphone

CONTACT

- Registration Number at
- Ministry of Trade: IMKG.205.01.2024
- Importer: PT. Hewlett-Packard Indonesia
- Address: Prudential Center Office Building. Kota Kasablanka Floor 9, JL.
- Casablanca Cav. 88 Menteng Dalam, Tebet .12870 South Jakarta, Indonesia
- support.hp.com/poly.


Poly G7500



© 2024 Poly. All trademarks are the property of their respective owners.



Documents / Resources

	Poly G7500 Wireless 4K Codec Presentation System [pdf] User Guide G7500 Wireless 4K Codec Presentation System, Wireless 4K Codec Presentation System, Cod ec Presentation System, Presentation System, System
---	---

References

- [User Manual](#)

[Manuals+](#), [Privacy Policy](#)

This website is an independent publication and is neither affiliated with nor endorsed by any of the trademark owners. The "Bluetooth®" word mark and logos are registered trademarks owned by Bluetooth SIG, Inc. The "Wi-Fi®" word mark and logos are registered trademarks owned by the Wi-Fi Alliance. Any use of these marks on this website does not imply any affiliation with or endorsement.