

Contents [[hide](#)]

- 1 [polaroid Flip Starter Set](#)
- 2 [Specifications](#)
- 3 [Product Usage Instructions](#)
- 4 [FAQS](#)
- 5 [Documents / Resources](#)
 - 5.1 [References](#)



polaroid Flip Starter Set



Specifications

- Brand: Polaroid
- Model: Flip
- Origin: Made in China

- Manufacturer: Polaroid International B.V.
- Contact Information: USA/Canada – usa@polaroid.com, +1-[212-219-3254](tel:+12122193254); EU/Rest of World – service@polaroid.com, 00800 5770 1500

Product Usage Instructions

Getting Started:

Scan the QR code provided to download the Polaroid App. The app offers free additional warranty, tips, manuals, and more. Visit polaroid.link/flip and follow the instructions to download the app.

Turning On the Camera: Switch the camera to the “ON” position to power it on.

Loading Film:

Open the film compartment and insert the film as per the instructions provided in the manual. Close the compartment securely.

Taking a Shot:

Press the shutter button to capture a photo. Ensure to hold the camera steady for clear shots.

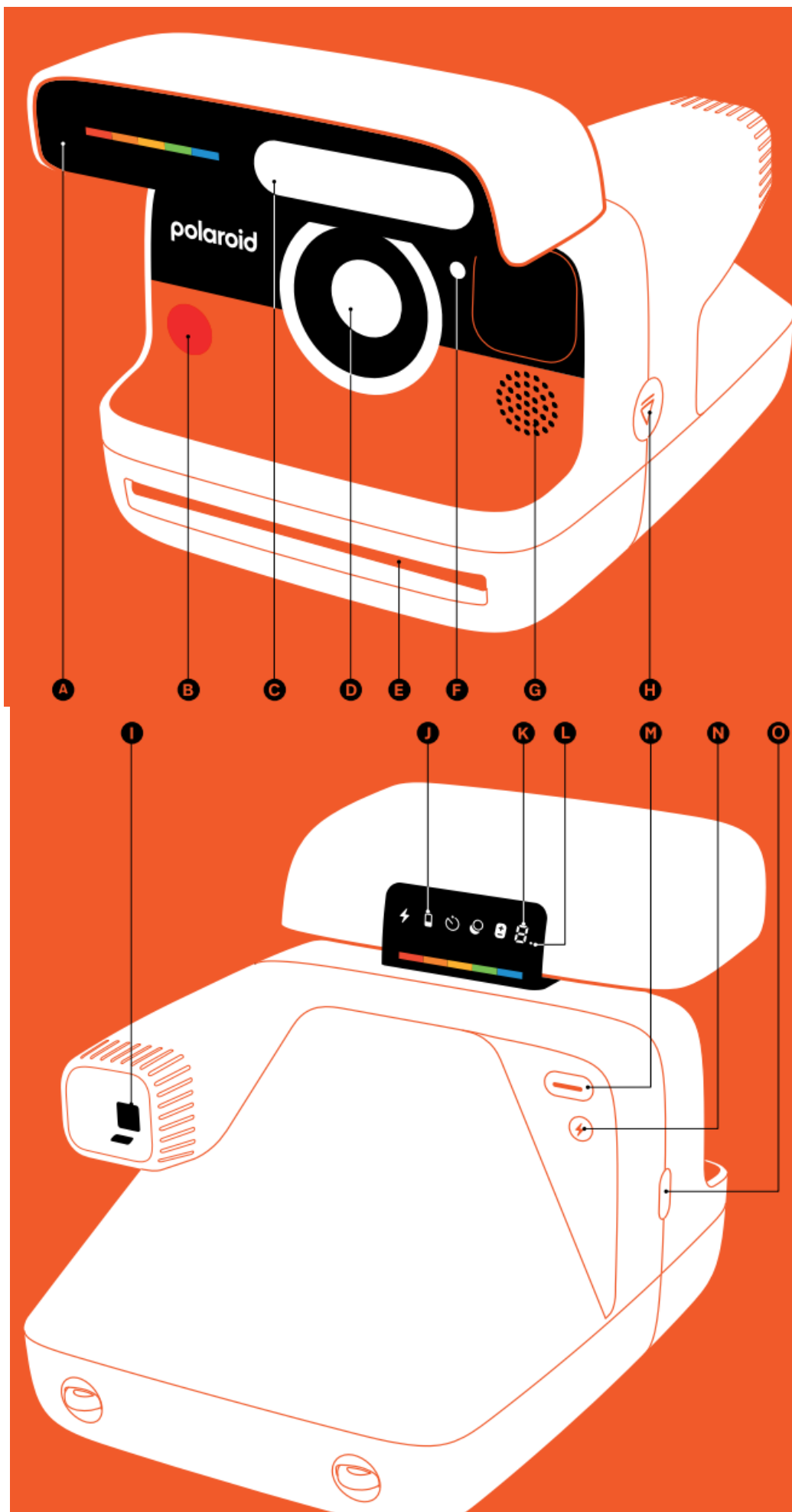
The Magic:

After taking a photo, avoid shaking it. Place the photo in a dark area or face down on a flat surface and allow time for the image to develop magically.

Using the Polaroid App:


Scan the QR code provided in the manual to download the Polaroid App. The app allows you to share photos, access additional features, and enhance your photography experience without needing to pair the camera in your phone’s settings.


OVERVIEW



- A Protective Flip (On|Off)
- B Shutter Button
- C Flash
- D Camera Lens
- E Film Shield
- F Self Timer LED
- G Sonar Rangefinder
- H Film Door Button
- I Viewfinder with Exposure Warning LED:

 Exposure OK

 Photo Under or Over-Exposed, Shooting Allowed

 Subject Too Close, Shooting Blocked


- J Battery Level Indicator


◦  Low

◦  Critical

- K Film Count
- L Connected to App
- M Mode Button

•  Single Press for Self Timer

 Double Press for Double Exposure

 Long Press For EV correction

- N Flash ON | OFF Button
- O USB-C Charging Port

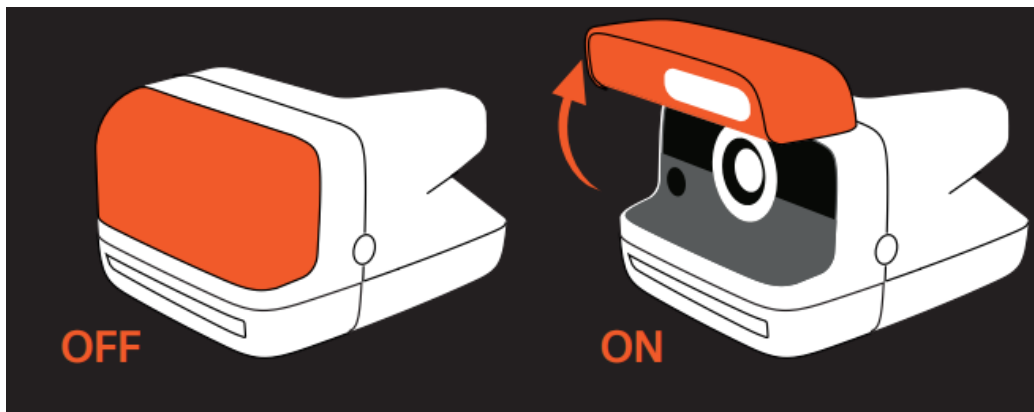
Read this Quick Start Guide online

Get Started

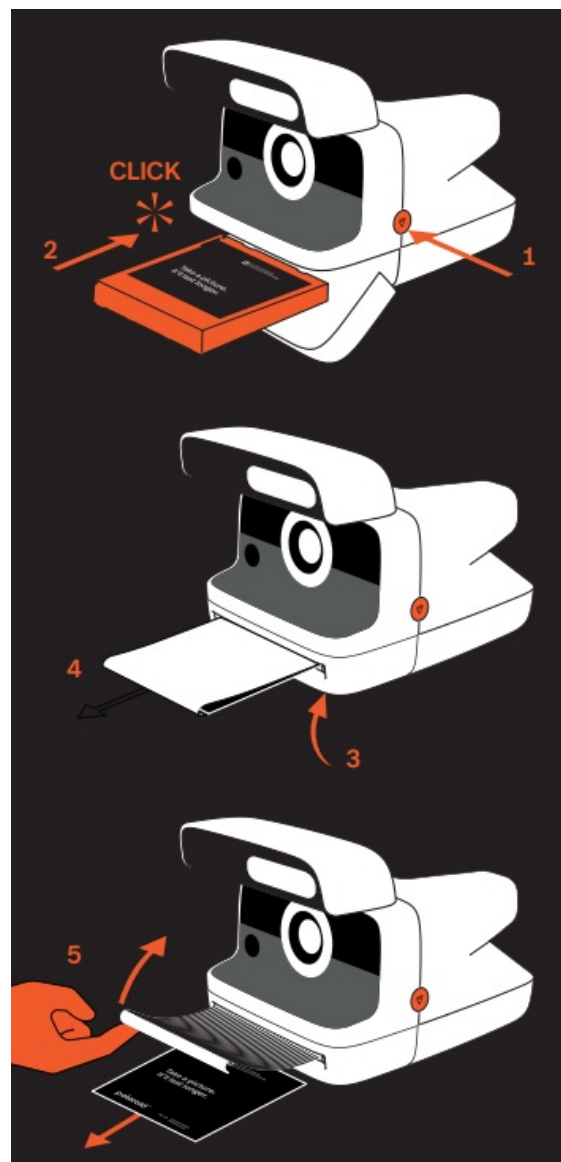
- Scan the QR code to get the app, free additional warranty, tips, manuals and more




Turn On



Load film



Take a Shot



The Magic

- Don't shake the picture! Place it in a dark area or face down on a flat surface and wait for the magic to develop.



App Controlled Features

- Use the QR code above and download the Polaroid App to scan and share your photos, access more features and gain even greater control over your photography. There is no need to pair the camera in your phone's settings.



Made in China for, and distributed by, Polaroid International B.V., 1013 AP, Amsterdam, The Netherlands. POLAROID, the Color Spectrum, and the Classic Border Logo are protected trademarks of Polaroid.

- ©2025 Polaroid. All rights reserved.

Have a problem or question? Contact our Customer Support Team or visit polaroid.com/help

USA/Canada

- usa@polaroid.com
- +1-[212-219-3254](tel:212-219-3254)
- EU/Rest of World service@polaroid.com 00800 5770 1500

FAQS


Q: Do I need to pair the camera with my phone?

A: No, there is no need to pair the camera with your phone when using the Polaroid App. Simply download the app and follow the instructions to start using it.

Q: How do I access the additional warranty?

A: Scan the QR code provided in the manual to access the additional warranty information through the Polaroid App.

Documents / Resources



[polaroid Flip Starter Set \[pdf\]](#) User Guide
009151, Flip Starter Set, Flip, Starter Set

References

- [🌐 Polaroid Support](#)
- [User Manual](#)

🔖 009151, Flip, Flip Starter Set, Polaroid, Starter

📁 Polaroid Set

—Previous Post

[Polaroid Flip Instant Camera User Manual](#)

Leave a comment

Your email address will not be published. Required fields are marked *

Comment *

Name

Email

Website

☐ Save my name, email, and website in this browser for the next time I comment.

[Post Comment](#)

Search:

[Search](#)

[Manuals+](#) | [Upload](#) | [Deep Search](#) | [Privacy Policy](#) | [@manuals.plus](#) | [YouTube](#)

This website is an independent publication and is neither affiliated with nor endorsed by any of the trademark owners. The "Bluetooth®" word mark and logos are registered trademarks owned by Bluetooth SIG, Inc. The "Wi-Fi®" word mark and logos are registered trademarks owned by the Wi-Fi Alliance. Any use of these marks on this website does not imply any affiliation with or endorsement.