



POINT Mobile PM5 Bluetooth Scanner User Manual

[Home](#) » [POINT Mobile](#) » POINT Mobile PM5 Bluetooth Scanner User Manual 

POINT Mobile PM5 Bluetooth Scanner



PM5 (Bluetooth Barcode reader) User Manual

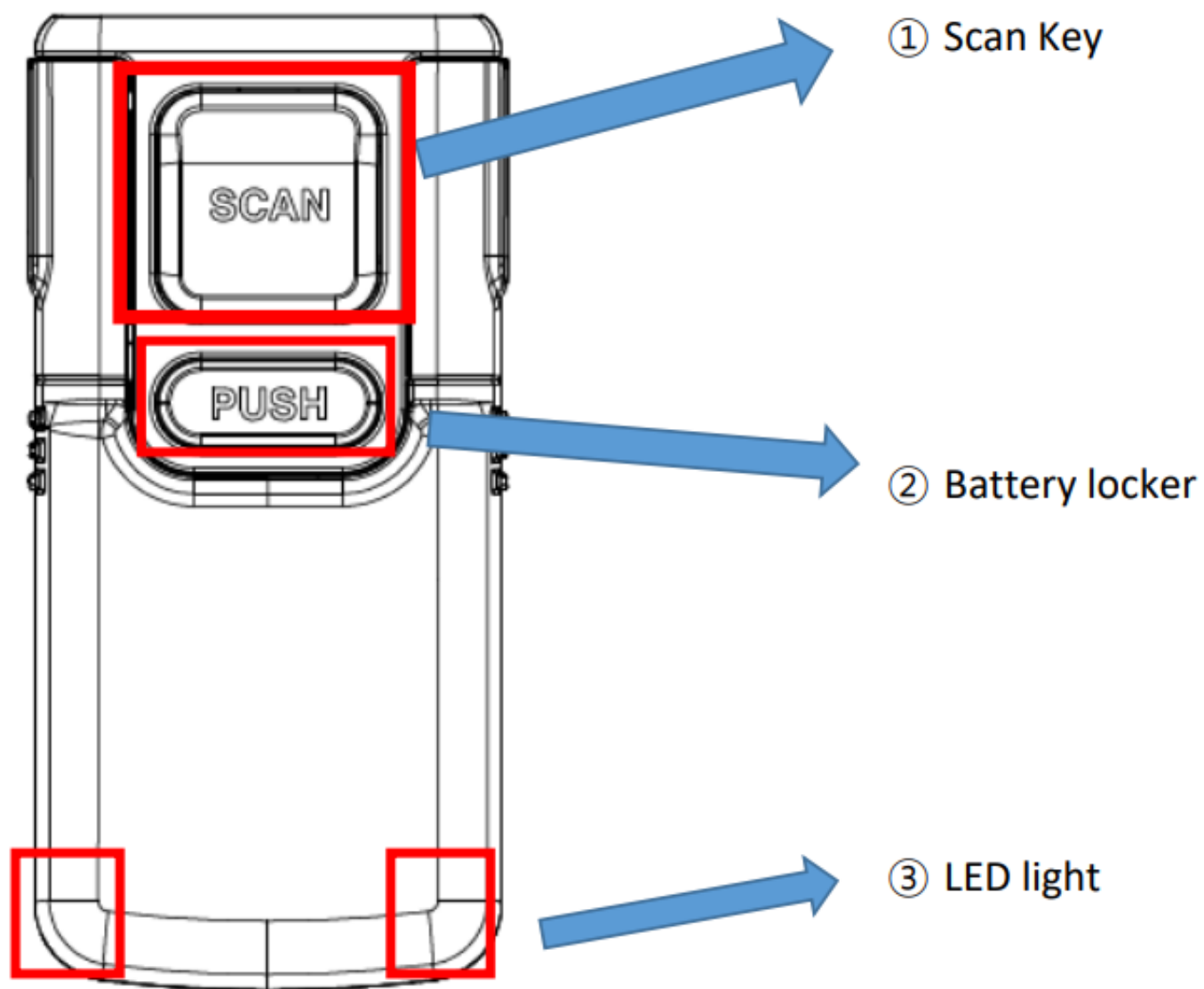
PM5 is Bluetooth barcode reader which has 2D Scanner and single ring trigger.

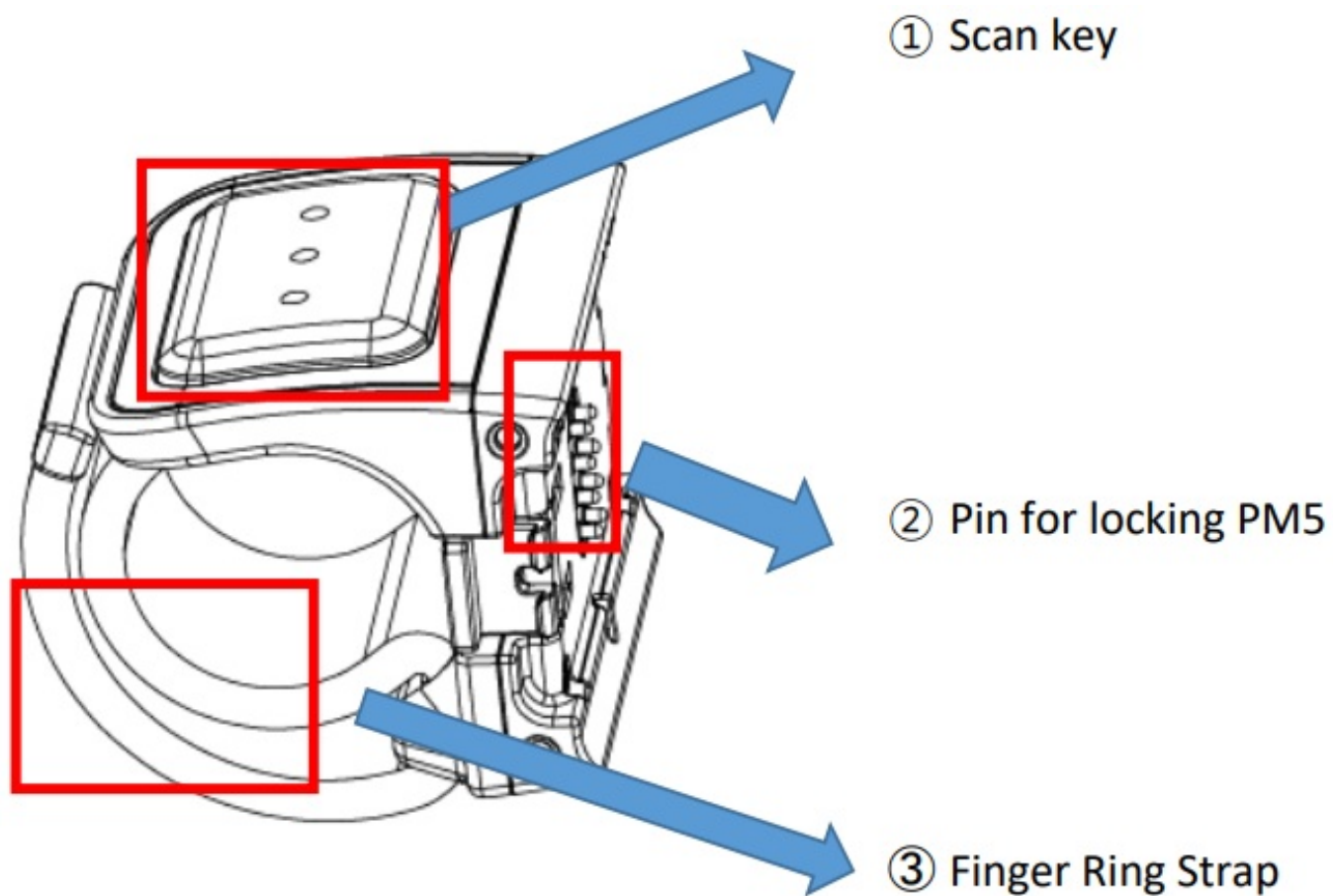
User should pair PM5 with device what has a Bluetooth. Then they can check a data, adjust settings and so on.

Contents

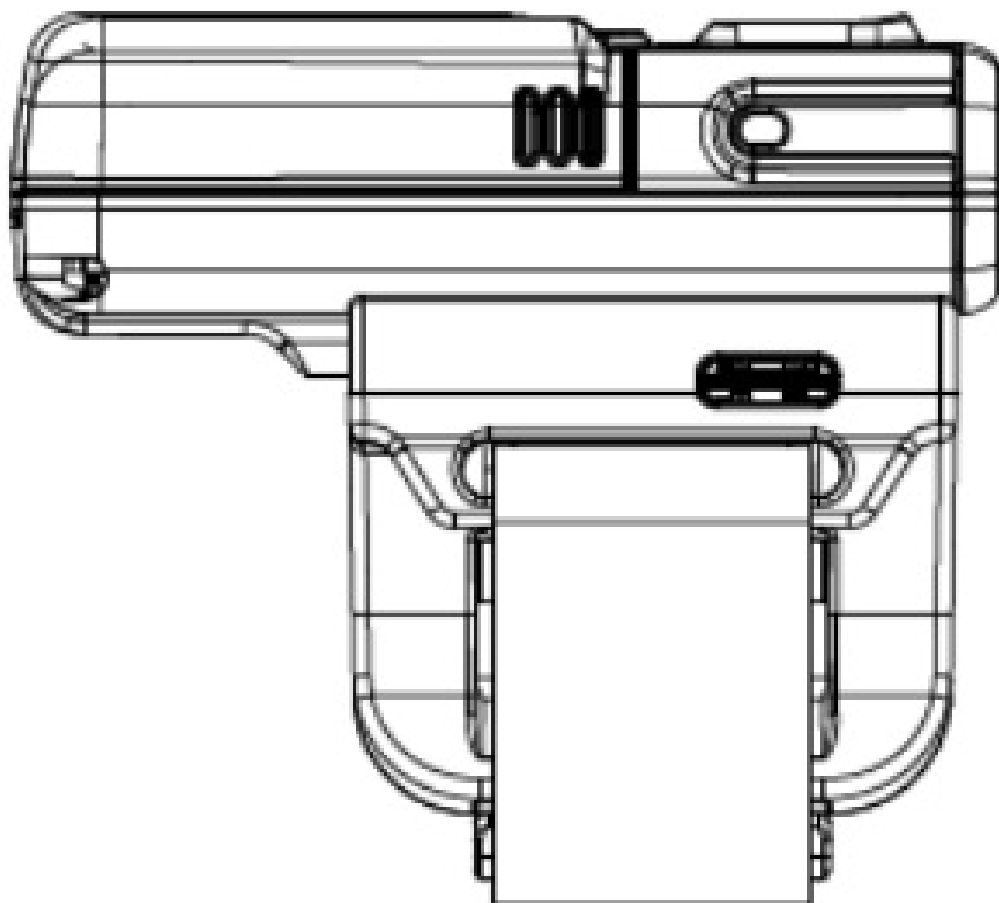
- 1 Major Parts.
 - 1.1 PM5 terminal
 - 1.2 Single Trigger
- 2 How to Charge
- 3 PM5 Battery Specification
- 4 Turn on / Off
 - 4.1 Turn On
 - 4.2 Turn Off
- 5 Pairing
- 6 Scan & Setting
- 7 FCC & IC APPROVAL
- 8 Documents / Resources
- 9 Related Posts

Major Parts.






PM5 can connect with single trigger.
Single trigger has a finger strap so user can put PM5 on their finger.



How to Charge

User can charge PM5 with USB-C Adaptor



PM5 Battery Specification

Standard Battery	510mAh / 3.8V
Extended Battery	700mAh / 3.8V

Turn on / Off

Turn On

- ① Put the battery in PM5
- ② Push Scan key. Then you can check red LED light from bottom side and beep sound.

Turn Off

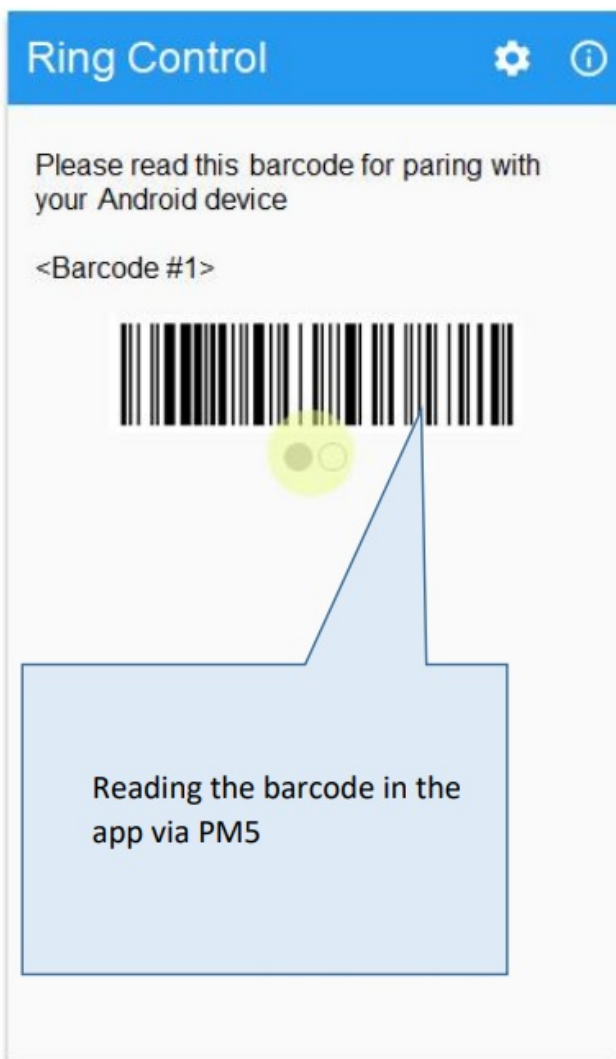
Remove the battery in PM5.

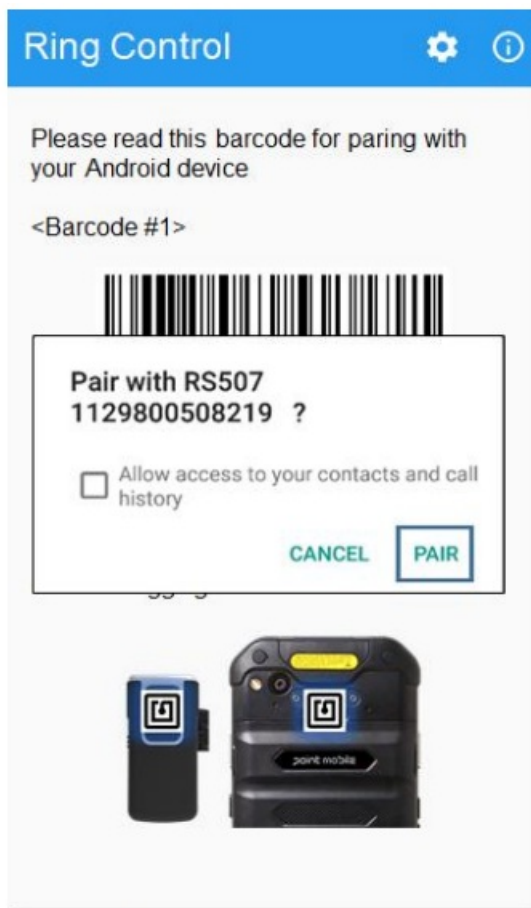
Pairing

User can use app “RingControl” in their phone for pairing and setting of PM5.

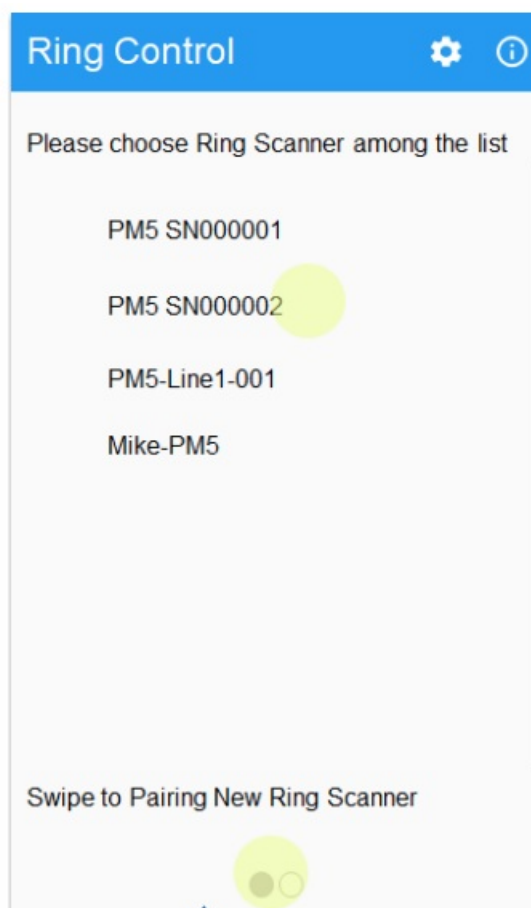


For pairing with PM5 and other device, User should read barcode in App.
Reading the barcode in the app via PM5



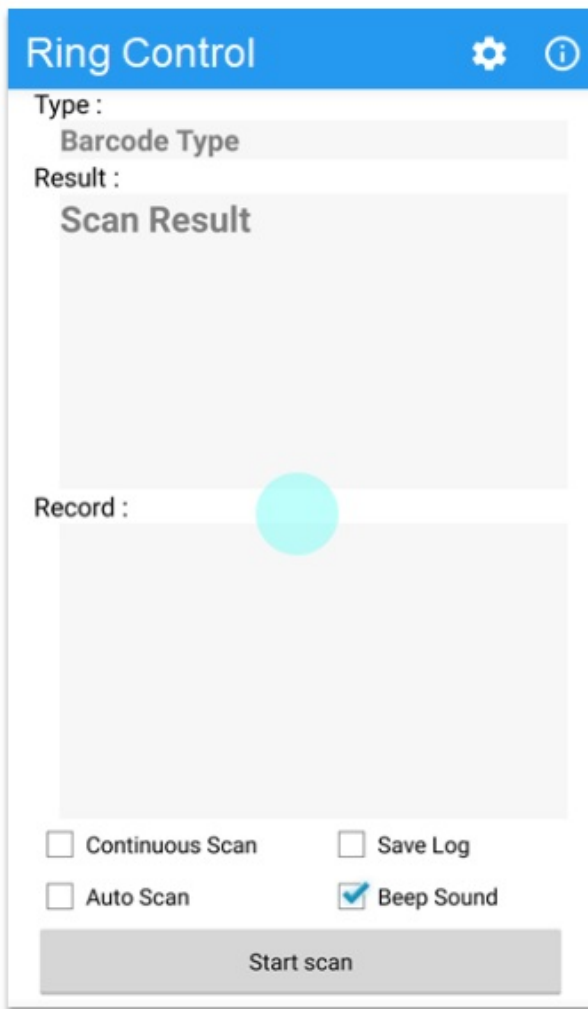


Pop-up shows when pairing is a success.

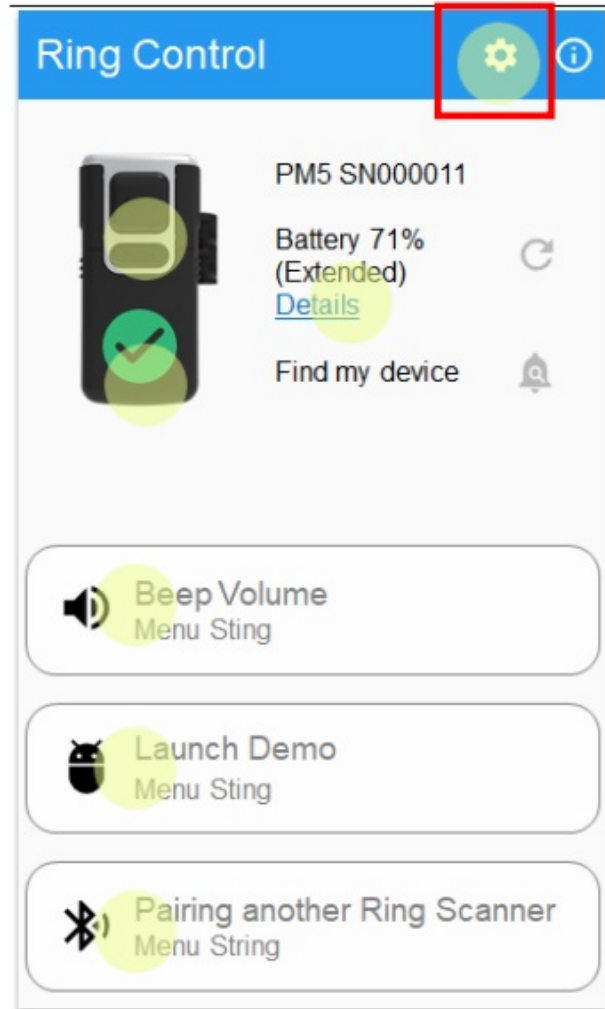


From the next time, the list your device in it shows up.
User can choose the device from it for pairing.

Scan & Setting



After pairing, user can use scan function.



User can adjust the setting such as beep volume or FW update from setting button

FCC & IC APPROVAL

This device complies with part 15 of the FCC Rules. Operation is subject to the following two conditions: (1) This device may not cause harmful interference, and (2) this device must accept any interference received, including interference that may cause undesired operation.

This equipment has been tested and found to comply with the limits for a Class B digital device, pursuant to part 15 of the FCC Rules. These limits are designed to provide reasonable protection against harmful Interference in a residential installation. This equipment generates, uses and can radiate radio frequency energy and, if not installed and used in accordance with the instructions, may cause harmful interference to radio communications. However, there is no guarantee that interference will not occur in a particular installation. If this equipment does cause harmful interference to radio or television reception, which can be determined by turning the equipment off and on, the user is encouraged to try to correct the interference by one or more of the following measures:

- Reorient or relocate the receiving antenna.
- Increase the separation between the equipment and receiver.
- Connect the equipment into an outlet on a circuit different from that to which the receiver is connected.

- Consult the dealer or an experienced radio/TV technician for help

Caution: Any changes or modifications to this device not expressly approved by the party responsible for compliance could void your authority to operate the equipment.

This device contains licence-exempt transmitter(s)/receiver that comply with Innovation, Science and Economic Development Canada's licence-exempt RSS(s). Operation is subject to the following two conditions: (1) This device may not cause interference. (2) This device must accept any interference, including interference that may cause undesired operation of the device.

This device complies with FCC/IC RF exposure requirements. Cet appareil est conforme aux exigences d'exposition aux RF FCC/IC.

- **FCC ID : V2X-PM5**
- **IC : 10664A-PM5**

©2006 – 2020 POINTMOBILE Co., Ltd. All rights reserved

Documents / Resources

