

PODOFO SYY01 Wireless Carplay-Android Auto Adapter



PODOFO SYY01 Wireless Carplay-Android Auto Adapter User Manual

[Home](#) » [Podofu](#) » PODOFO SYY01 Wireless Carplay-Android Auto Adapter User Manual 

Contents

- [1 PODOFO SYY01 Wireless Carplay-Android Auto Adapter](#)
- [2 Product Information](#)
- [3 Product Usage Instructions](#)
- [4 Frequently Asked Questions](#)
- [5 Compatibility Note](#)
- [6 How to use](#)
- [7 LED Light Description](#)
- [8 Package List](#)
- [9 Q&A](#)
- [10 Online Update](#)
- [11 FCC](#)
- [12 Documents / Resources](#)
 - [12.1 References](#)



PODOFO SYY01 Wireless Carplay-Android Auto Adapter



Product Information

Specifications:

- **Model:** [Insert Model Number]
- **Dimensions:** [Insert Dimensions]
- **Weight:** [Insert Weight]
- **Power Source:** [Insert Power Source]
- **Compatibility:** [Insert Compatibility Information]

Product Usage Instructions

Step 1: Unboxing

Carefully unbox the product and ensure all components are included.

Step 2: Setup

Follow the provided setup guide to connect the product to the power source and any necessary devices.

Step 3: Power On

Turn on the product using the power button and wait for it to initialize.

Step 4: Configuration

Adjust any settings or configurations as needed using the control panel or remote control.

Step 5: Operation

Your product is now ready to use. Enjoy its features and functions for your desired purpose.

Frequently Asked Questions

Q: What do I do if the product doesn't power on?

A: Check the power source and connections to ensure everything is properly set up. If the issue persists, contact customer support for assistance.

Q: How do I clean the product?

A: Use a soft, dry cloth to gently wipe down the product. Avoid using harsh chemicals or abrasive materials that could damage the surface.

Please read the manual carefully before use Recommend keeping this manual for future reference

Compatibility Note

- Please make sure your car supports wired Carplay/ Android Auto
iOS: Required iPhone 6 or later iPhone models with iOS 10 or above for wireless carplay function
- Android: Required an Android phone that support latest Android Auto and with Android 11 or higher of the system for wireless Android Auto function

How to confirm if your car has wired CarPlay/Android Auto?

Method 1:

Connect your iPhone or Android smartphone to your car by USB and see Carplay or Android auto LOGO on your car display



Method 2:

Check the compatible list below or check with your car manufacturer to see if your car has this capability



<https://www.apple.com/ios/carplay/available-models/>



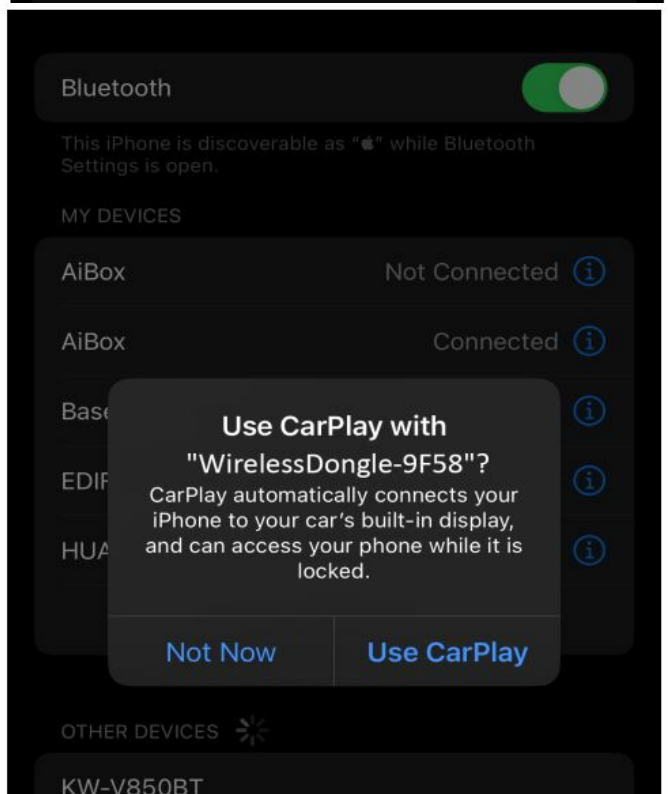
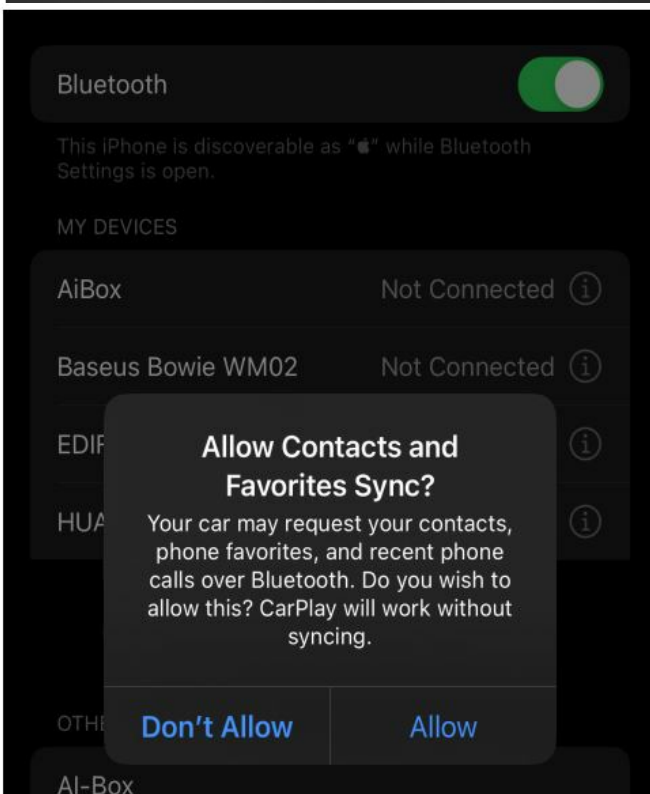
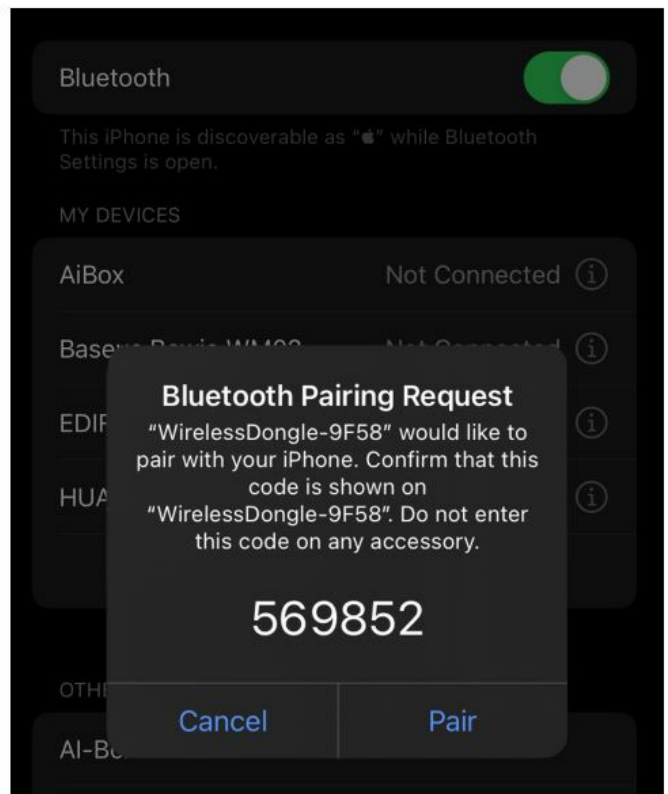
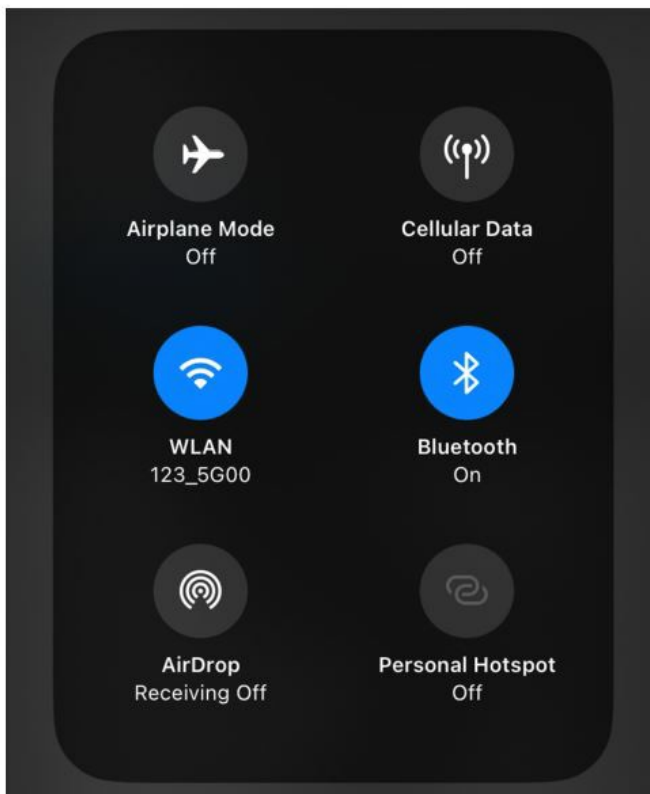
<https://www.android.com/auto/compatibility/#compatibility-vehicles>

<https://www.apple.com/ios/carplay/available-models/>

<https://www.android.com/auto/compatibility/#compatibility-vehicles>




How to use

1. Start the car and wait for the car system to be loaded
2. Connect the Wireless Carplay/ Android Auto adapter to the USB-A or USB-C port in your car. (Please be sure plug the adapter into the port that is for wired Carplay/Android Auto)
 - a. The adapter light is on, and wait for the connection to be successful and click CarPlay or Android Auto
 - b. Connecting your phone to wireless Carplay/Android Auto
3. Open WiFi and Bluetooth on your iPhone/ Android samrtphone and find the Bluetooth named "WirelessDongle-9F58", Click on 'PAIR', Click on 'Allow', Click on Use 'Carplay' or 'Use Android Auto'



4. You are ready to enjoy wireless Carplay/Android Auto

LED Light Description

-  Light Green status: Power on indicator
- Other status:
 -  Carplay connected (Green light flashing)
 -  Android Auto connected (Blue light flashing)

If when connecting to Apple CarPlay, the blue light flashes but the display does not show “Carplay”, it is because an Android phone has been connected before or is being connected to an Android phone.

Please Try

1. iPhone is directly connected to Bluetooth “WirelessDongle-9F58”
2. If the Android phone is around, please disconnect the Bluetooth connection of the Android phone and then use the iPhone to connect

Please Note

1. When the adapter is connected to Android Auto, the Android Phone must disconnect the “WirelessDongle-9F58” and then it can connect to Apple Carplay (Disconnect the Android Phone bluetooth connection, “Carplay” will be displayed on the screen, if the Android Phone is not disconnected, then will not be displayed)
2. Please make sure that your car models supports wired Carplay/Android auto
3. Please make sure the wireless Adapter power indicator light is on

Package List

- 1x Wireless CarPlay/Android Auto Adapter
- 1x USB-A & USB-C Adapter
- 1x User Manuel

Q&A

1. What is the WiFi password for the Carplay Wireless Adapter?

We need to connect the bluetooth, not Wi-Fi. After Bluetooth matching is successful, WiFi will automatically connect. So no need Wi-Fi pass- word. Make sure your Wi-Fi is turned on and unoccupied when pairing

2. After pairing Android Auto adapter, can not start Android Auto function or compatible/ can not recognize the USB...

- a. If your car has use the android auto function for the first time, please use your date cable to connect your phone to activate Android Auto through a wired method

- b. Please make sure that android auto on your android phone is the last version. If not, please log in to your google play account to update to the latest version
 - c. If you have connected to an iPhone before, please disconnect the iPhone's Bluetooth connection first, restart the Android phone's Bluetooth, and then connect Android Auto wirelessly
- 3. Audio input or output issues: calls rejected or forwarded to voicemail/no play sound/microphone not working/music playback interrupted or paused/voice functioning abnormally...**
- a. Please check if the iPhone/ Android smartphone's Bluetooth connect to other devices such as Earphone, watch....If so Please disconnect other auto-connected Bluetooth devices or turn off the Bluetooth directly and reconnect again to your vehicle bluetooth for Carplay/Android Auto
 - b. When on a call, check that your "Audio" output option is Carplay/ Android Auto
- 4. The indicator light of the adapter is still on after the car is turned off?**
- A: Because the car does not cut off all power immediately when it is turned off, the adapter's light will not go out immediately, but it will take a while. Please rest assured that its power consumption is minimal and will not drain the car battery
- 5. When use the wireless Carplay/Android Auto Adapter whether Mobile Phone can use other internet wifi?**
- A: When enjoying the wireless android auto adapter function, the phone's Wifi will be occupied by the adapter, So you can not use other internet at the same time, You only can use your phone SIM card internet
- 6. Unable to automatically reconnect?**
- a. Please make sure that the Bluetooth and WiFi functions of your mobile phone are turned on and the Bluetooth is not occupied when you get in the car
 - b. Clear the pairing record, restart the phone and repair the Adapter
- 7. Can the adapter be paired with multiple phones?**
- The adapter can be paired with maximum five phones, but only one device can be connected at a time if you would like to pair it with a new phone, please cancel the current connection first Please note, by Bluetooth function default ,the adapter's system will only auto-connect back to the last used phone
- 8. Can't find the bluetooth and Wi-Fi of the wireless Carplay/Android Auto Adapter?**
- a. Please make sure wireless Carplay/Android Auto Adapter power indicates light is on and Be sure plug the adapter into the port that is for wired Carplay/Android Auto
 - b. If convenient, Please test it with another Phone. If only a specific phone cannot find the Bluetooth or Wi-Fi of the adapter please try to reset the network and bluetooth settings of this Phone and then restart the phone once, if the same problem happens on other Phone, It will be defective, please let us know
- 9. Whether Wireless Carplay/Android Auto adapter support Youtube Video?**
- a. Can not support Youtube for wireless Carplay
 - b. Can support Youtube for wireless Android Auto. Please follow operation Open Google Browser and type " AAAD APK" —Download APK—— Open"AAAD" ——download" "Carstream"—Open" Carstream" go to setting and choose"Enable desktop mode" after you can enjoy video from Youtube by wireless Android Auto

Setting Video link:

<https://www.youtube.com/watch?v=m8xHyEI9zXY>



Online Update

- If the adapter works properly, it means the current version is suitable for your car. It is not recommended to update the firmware
- Only try this solution when the problem you cannot solve from the “Q&A”

1. Power up the adapter
2. Enable mobile phone network (4G/5G)
3. Connect the adapter via Bluetooth
4. Open the browser and enter “192.168.1.101” to enter the Carplay function settings page.

Apple Carplay

5. Click “Online Update” and select the version with the latest date for updating

Android Auto

6. For Android Auto, Please Click “Switch P2P” Then Click “OK”
7. Return to WiFi Connect, Find “Wi-Fi Direct” option, Then connect the Available devices (Smart Adapter-****)
(This step is for reference only for Android phone users, if use iPhone update the firmware, please ignore “Wi-Fi” Direct step)
8. Return to the browser’s page Click “Update”(PS: the signal light of will flash when it reached 70%, and it will return to normal after successful)

Unable to Display

1. If the mobile phone is connected to the Adapter, the car cannot access carplay.
2. Connect the adapter’s WiFi “Wireless Dongle-9F58”, the password is “12345678”
3. On the same page, you could also fill in the car brand, model, years, and more details, next tap “Submit to report the issue. Our engineers will record your problem and research possible solutions

System version information

Version number

202402211139

Config

Audio stream mode

Default

Start-up delay

0s

Wifi channel

UNII-1/36/5.180GHz

Factory data reset

Problem description

Automobile brand

Please enter the car brand

Car name

Please enter vehicle type

Automobile era

Please enter the age of the car

Contact Email

Please enter email

Detailed problem description

Please enter a description of the problem

Submit to

Online updates

upgrade

✓ Please select a software version

se_202402211139.swu

FCC

FCC warning

This device complies with part 15 of the FCC Rules. Operation is subject to the following two conditions: (1) this device may not cause harmful interference, and (2) this device must accept any interference received, including interference that may cause undesired operation.. Any changes or modifications not expressly approved by the party responsible for compliance could void the user’s authority to operate the equipment.

NOTE: This equipment has been tested and found to comply with the limits for a Class B digital device, pursuant to Part 15 of the FCC Rules. These limits are designed to provide reasonable protection against harmful interference in a residential installation. This equipment generates, uses and can radiate radio frequency energy and, if not installed and used in accordance with the instructions, may cause harmful interference to radio communications. However, there is no guarantee that interference will not occur in a particular installation. If this equipment does cause harmful interference to radio or television reception, which can be determined by turning the equipment off and on, the user is encouraged to try to correct the interference by one or more of the following measures:

- Reorient or relocate the receiving antenna.
- Increase the separation between the equipment and receiver.
- Connect the equipment into an outlet on a circuit different from that to which the receiver is connected.
- Consult the dealer or an experienced radio/TV technician for help.

To maintain compliance with FCC’s RF Exposure guidelines, This equipment should be installed and operated with minimum distance between 20cm the radiator your body: Use only the supplied antenna.



Documents / Resources

<div>User Manual</div> <div>Wireless CarPlay/Android Auto Adapter</div> <div>Please read the manual carefully before use Recommend keeping this manual for future reference</div>	<div>PODOFO SYY01 Wireless Carplay-Android Auto Adapter [pdf] User Manual</div> <div>SYY01 Wireless Carplay-Android Auto Adapter, SYY01, Wireless Carplay-Android Auto Adapter , Carplay-Android Auto Adapter, Android Auto Adapter, Auto Adapter, Adapter</div>
---	--

References

- [User Manual](#)

[Manuals+](#), [Privacy Policy](#)

This website is an independent publication and is neither affiliated with nor endorsed by any of the trademark owners. The "Bluetooth®" word mark and logos are registered trademarks owned by Bluetooth SIG, Inc. The "Wi-Fi®" word mark and logos are registered trademarks owned by the Wi-Fi Alliance. Any use of these marks on this website does not imply any affiliation with or endorsement.