



## plugable UGA-DP-S USB 3.0 and USB-C to DisplayPort Adapter User Guide

[Home](#) » [Plugable](#) » plugable UGA-DP-S USB 3.0 and USB-C to DisplayPort Adapter User Guide 

### Contents

- [1 plugable UGA-DP-S USB 3.0 and USB-C to DisplayPort Adapter](#)
- [2 In the Box](#)
- [3 Download and install driver](#)
- [4 Connect the adapter to host.](#)
- [5 Connect the monitor.](#)
- [6 Documents / Resources](#)
- [7 Related Posts](#)



plugable UGA-DP-S USB 3.0 and USB-C to DisplayPort Adapter

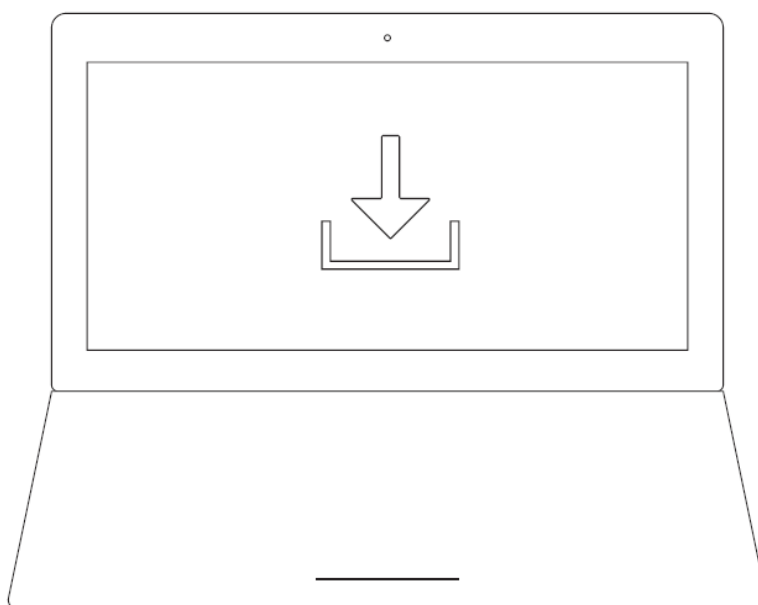


## In the Box

Graphics Adapter with attached USB 3.0 to USB-C adapter

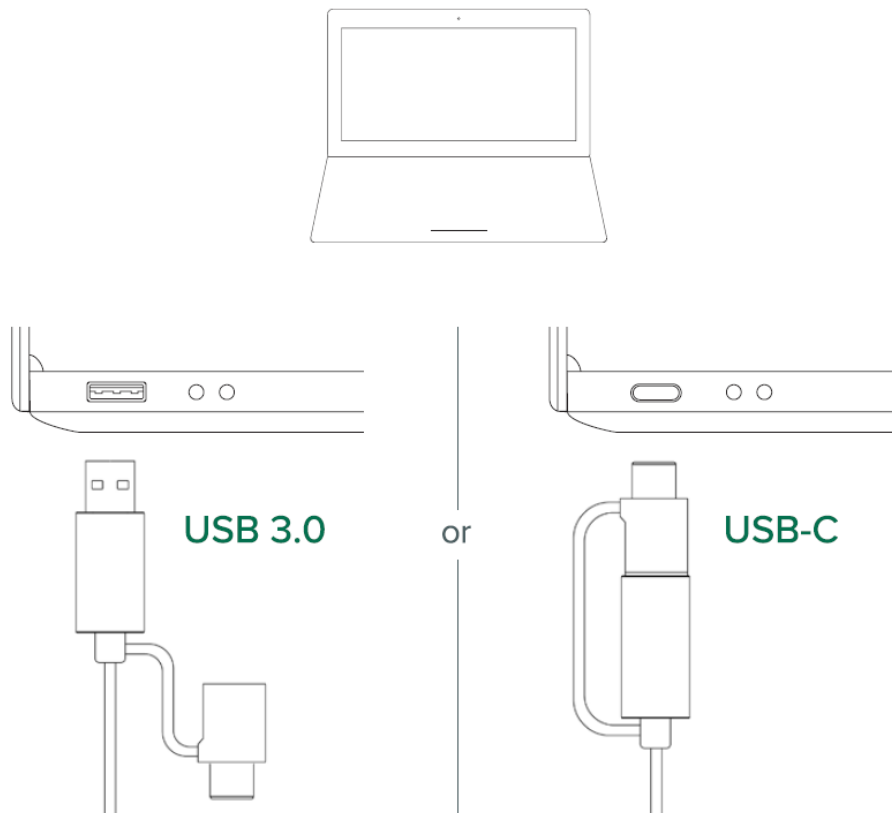
## Download and install driver

Decagram e installer el controller.



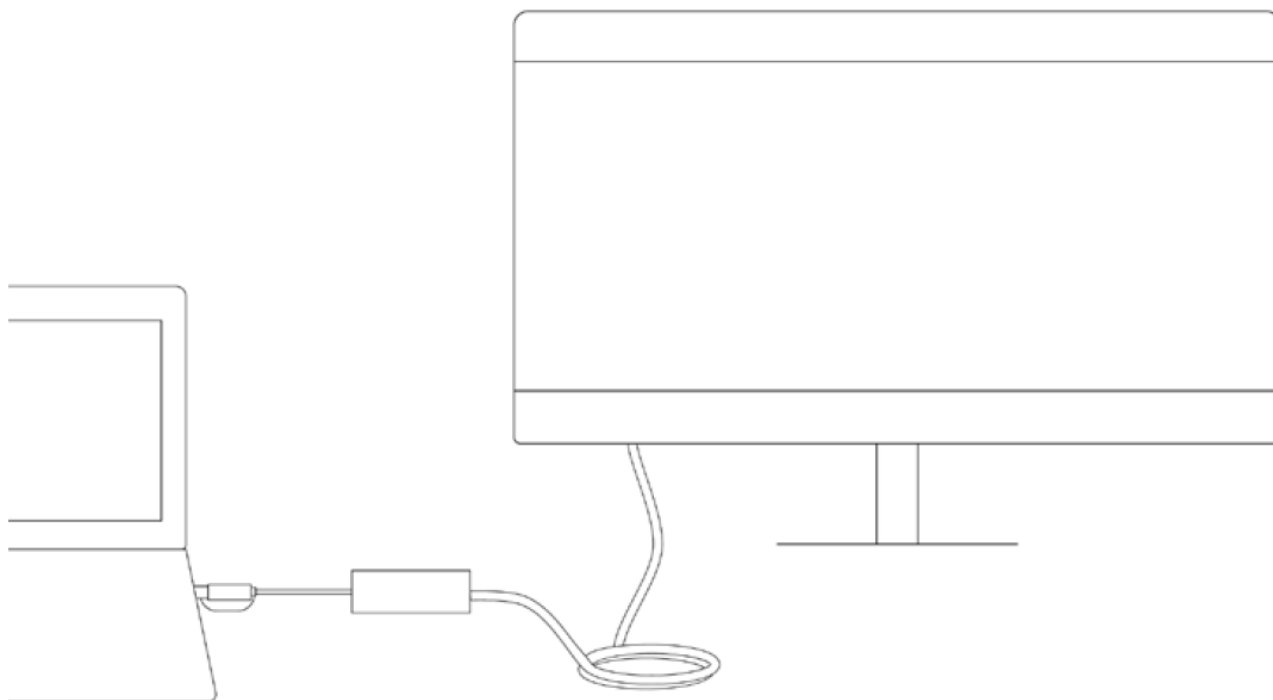
## Connect the adapter to host.

Connector / adaptor / servitor



### Connect the monitor.

Connector/monitor



### Questions? We're here to help!

[plugable.com/products/uga-dp-s](https://plugable.com/products/uga-dp-s) [support@plugable.com](mailto:support@plugable.com)

Thank you for your purchase of the Plugable UGA-DP-S USB 3.0 and USB-C to DisplayPort Adapter! The Plugable UGA-DP-S adapter connects to a computer via a USB 3.0 or a USB-C connection and extends an

external DisplayPort monitor up to 3840×2160@30Hz resolutions. 4K resolutions and lower are supported.

## Documents / Resources

	<a href="#">plugable UGA-DP-S USB 3.0 and USB-C to DisplayPort Adapter</a> [pdf] User Guide UGA-DP-S, USB 3.0 and USB-C to DisplayPort Adapter
---	---

[Manuals+.](#)