



PlayShifu Visual Tacto Coding Game User Guide

[Home](#) » [PlayShifu](#) » PlayShifu Visual Tacto Coding Game User Guide 

PlayShifu Visual Tacto Coding Game User Guide



Contents

- [1 More than just play](#)
- [2 Games that grow with your child](#)
- [3 How To Setup](#)
- [4 Draw figurine](#)
- [5 Rotate figurine](#)
- [6 Slide Figurine](#)
- [7 Function Figurines](#)
- [8 6 Months Warranty](#)
- [9 Documents / Resources](#)
 - [9.1 References](#)

More than just play

Learning how to code through play makes children creative and helps develop foundational skills.

- Logical reasoning



- Analytical thinking



- Problem-solving



Games that grow with your child


Solve puzzles using visual cues or advance to Scratch for block-based coding.

How To Setup

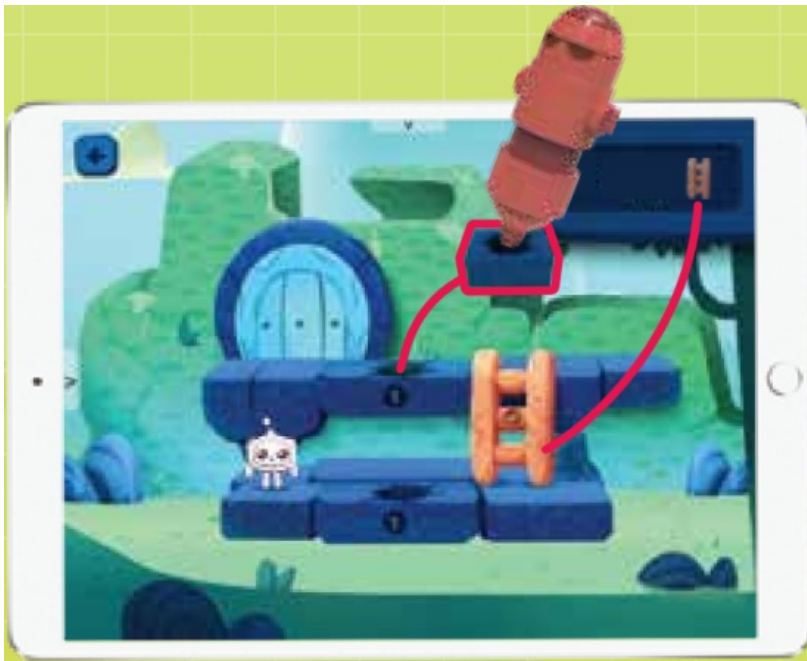


Draw figurine

- Drag and drop the three objects to the hut using the draw figurine.



- Drag and drop the pit and the ladder to the coding area.



- You can also drag the objects out of the coding area.



Learn the concepts of input-output and sequences.

Rotate figurine

- Use the rotate figurine to select the fish to feed the stork.



- Use the Rotate figurine to select the 'Jump' action.



Learn the concept of selection.

- Use the slide figurine to choose the number of steps you want to climb.



Slide Figurine

- Learn the concept of loops.



Function Figurines




- Use the function figurine to select a special function in the game.



- If you save a code, reuse the code in the game using the function figurine.



Learn the concept of function.

We're here to help:
reachout@playshifu.com
US: +1-650-485-1701
@playshifu:   

6 Months Warranty

In case of any manufacturing defects or missing pieces, please write to us at reachout@playshifu.com



Documents / Resources



[PlayShifu Visual Tacto Coding Game](#) [pdf] User Guide
Visual Tacto Coding Game, Tacto Coding Game, Coding Game, Game

References

- [User Manual](#)

Manuals+, Privacy Policy

This website is an independent publication and is neither affiliated with nor endorsed by any of the trademark owners. The "Bluetooth®" word mark and logos are registered trademarks owned by Bluetooth SIG, Inc. The "Wi-Fi®" word mark and logos are registered trademarks owned by the Wi-Fi Alliance. Any use of these marks on this website does not imply any affiliation with or endorsement.