



# Plastica SSW LIN 08 Carousel Instructions

[Home](#) » [Plastica](#) » [Plastica SSW LIN 08 Carousel Instructions](#) 

## Contents

- 1 [Plastica SSW LIN 08 Carousel](#)
- 2 [Product Information](#)
- 3 [Product Usage Instructions](#)
- 4 [OPERATING AND SAFETY INSTRUCTIONS FOR CAROUSEL](#)
- 5 [Documents / Resources](#)
- 6 [Related Posts](#)



## Plastica SSW LIN 08 Carousel



## Product Information

### Carousel

The Carousel is a machinery used for rotating objects in a designated area. It is designed to safely handle loads

within specified weight limits. The Carousel features red stop buttons for emergency shutdown and a brake system for loading and unloading rolls. It is important to follow the operating and safety instructions provided in the attached label/manual to ensure safe usage.

## Product Usage Instructions

1. Locate the red stop buttons on the Carousel.
2. Only the designated operator should be allowed in the operating area when the Carousel is in operation. This restriction is in place to ensure safety.
3. Prior to applying the brake or loading rolls, ensure that the Carousel is switched off.
4. Refer to the attached label/manual to determine the maximum weight limits for loading on the Carousel bars. Do not exceed these limits.
5. Avoid wearing loose clothing and keep hands and hair clear when the Carousel is rotating.
6. Only operate the Carousel if you have received proper training or are being supervised by someone who is trained.

By signing below, you confirm that you have received the necessary training and understand all the points explained in the instructions. You also agree to wear the required personal protective equipment (PPE) when using the Carousel and take necessary precautions for your own safety. If further training is required or if any issues with the machinery arise, promptly inform the Supervisor or Manager.



- Name: [Enter your name]
- Signed: [Enter your signature]
- Date: [Enter the date]
- SSW LIN 08 10/04/19

Safe System of Work

## OPERATING AND SAFETY INSTRUCTIONS FOR CAROUSEL

Name:

Training Date:

	Instruction	Understood  or 
1	Explain where the red stop buttons are	

2	Explain that only operator is allowed in designated area when carousel in operation and why.	
3	When applying brake or loading rolls make sure carousel switched off	
4	Do not overload the Carousel bars, refer to attached label/ manual for maximum weight limits.	
5	Avoid wearing loose clothing, keep hands and hair clear when rotating the Carousel.	
6	Do not operate unless fully trained or being supervised.	


I have received the above training and fully understand every point that was explained to me. I confirm that I will wear the required PPE equipment when using the above machinery and take all steps to ensure my own safety. I will ask for further training if I need to and will immediately inform the Supervisor or Manager if there are any issues with the machinery.

Name:  
Signed:  
Date:

I confirm that I have trained the aforementioned person and that they fully understand how to use the above machinery, have received the required PPE equipment and know to inform me immediately of any issues with the machinery or if they require further training. I authorise this person to use the machinery detailed above.

Name:  
(Authorised Trainer)  
Signed  
Date:

Documents / Resources



[Plastica SSW LIN 08 Carousel \[pdf\] Instructions](#)  
SSW LIN 08 Carousel, SSW LIN 08, Carousel