

## Plastica Creating Code for Bought App User Guide

[Home](#) » [Plastica](#) » **Plastica Creating Code for Bought App User Guide** 

### Contents

- [1 Plastica Creating Code for Bought App](#)
- [2 Product Information](#)
- [3 Product Usage Instructions](#)
- [4 Creating a code for a bought-in item](#)
- [5 Documents / Resources](#)
- [6 Related Posts](#)



**Plastica Creating Code for Bought App**

PLA Product information management Common Released products									
File Product Purchase Sell Manage stock Engineer Plan Manage projects Manage costs Retail General									
Product Edit Delete Validate Released product variants Product dimensions Translations Dimension groups Product attributes Product image Set up Product categories Related products Unit conversions Refresh Export to Microsoft Excel List Attachments Additional information Other									
New Maintain									
Released products (Unsaved filter)									
Item number Product name Coverage group Created date and time Production pool Gross width									
Item number									
00130632 ESPA C/C Nozzle Kit FGEU1 15/07/2021 10:54:09 0.00									
01-19453 Aqualet 50 Bottom Housing PTO 06/02/2018 14:14:59 0.00									
0546NT O Ring NT Size 343 for 5114-2C PTO 29/07/2014 10:21:02 9.00									
1000010423 Silen 100 Pump Body FGEU1 27/01/2015 14:03:02 0.00									
1040 Fan for Multipool Pump FGUK2 07/04/2017 15:03:17 12.00									
10433 Fan Cover for Multipool Pump FGUK2 07/04/2017 15:06:00 14.00									
1090100000000 10uf Capacitor for AG8/10/14 Pumps FGEU1 20/02/2017 16:07:39 0.00									
1090120000000 12.5uf Capacitor for AG16 & AV50/75/100 Single Phase Pump FGEU1 20/02/2017 16:04:13 3.00									
1090200000000 20uf Capacitor for AV150 Single Phase Pump FGEU1 20/02/2017 15:48:16 3.00									
1090250000000 25uf Capacitor for AV200/250 Single Phase Pump FGEU1 20/02/2017 16:00:13 3.00									
110-0120 3/8in Clear Vinyl Tubing (per M only) FGEU1 31/10/2012 17:03:40 0.00									
00130632 : ESPA C/C Nozzle Kit									
Product: 00130632 Product dimension group: WHLOC									
Description: ESPA C/C Nozzle Kit Storage dimension group: NONSER									
Tracking dimension group: NONSER									
This grid is empty.									
Retail channels									
Hazardous									
Assortments									
(1088901) GBP USR Model pla initial 11/01/2022 AX2012CopyofLive									

## Product Information

- Product Name: [Product Name]
- Product Model: [Product Model]
- Item Number: [Item Number]
- Item Description: [Item Description]
- Item Group: [Item Group]
- Storage Dimension Group: [Storage Dimension Group]
- Tracking Dimension Group: [Tracking Dimension Group]
- Unit of Measurements: [Unit of Measurements]
- Sales Price: [Sales Price]
- Charges Group: [Charges Group]
- Line Discount Group: [Line Discount Group]
- Commodity Code: [Commodity Code]
- Country of Origin: [Country of Origin]
- Net Weight: [Net Weight]
- Tare Weight: [Tare Weight]
- Gross Depth: [Gross Depth]
- Gross Width: [Gross Width]
- Gross Height: [Gross Height]
- Volume: [Volume]
- Batch Number Group: [Batch Number Group]
- Shelf Life: [Shelf Life]
- Cover Group: [Cover Group]
- Business Segment: [Business Segment]
- Cost Centre: [Cost Centre]
- Purchase Warehouse: [Purchase Warehouse]
- Stock Warehouse: [Stock Warehouse]

- Sales Warehouse: [Sales Warehouse]

## Product Usage Instructions

1. Go to **Product Information Management > Common > Released Products**.
2. Click on **Product**.
3. Enter the product details as follows:
  - **Item Number**
  - **Item Description**
  - **Item Model Group** = STDSTK
  - **Item Group** = RELAX or RELAXSPA or RAWMAT
  - **Storage Dimension Group** = WHLOC
  - **Tracking Dimension Group** = BATNO
  - **Unit of Measurements**: If the item is sold in box quantities, select *Box*. If sold singly, select *Item*. If the item is a raw material, there are units of measures for kg's, liter's, etc.
4. Select your newly created code from the list and click Edit.
5. If the item is also to be sold, scroll down to the sale section and populate:
  - **Sales Price**
  - **Charges Group** (for applying surcharges to products)
  - **Line Discount Group**
6. Scroll down to **Foreign Trade** and populate:
  - **Commodity Code**
  - **Country of Origin**
7. Scroll down to **Manage Stock** and populate:
  - **Net Weight**
  - **Tare Weight** (if packaged Factored Goods or Raw Material like a box or bottle, populate this field instead of Net Weight)
  - **Gross Depth** (if Factored Goods)
  - **Gross Width** (if Factored Goods)
  - **Gross Height** (if Factored Goods)
  - **Volume** (if Factored Goods)
  - **Batch Number Group** (Leave blank if the supplier labels their product with a batch number or selects WAT\_PO to use the purchase order number)
8. Scroll down to **Engineer** and populate:
  - **Shelf Life** (product life in days)
9. Scroll down to **Plan** and populate the **Cover Group**.
10. Scroll down to **Financial Dimensions** and populate:
  - **Business Segment** = WAT
  - **Cost Centre** = WAT
11. On the top navigation ribbon, click on **Manage Stock**.
12. Click on **Default order settings**.
13. Populate the following:

- **Default order type** to Purchase order
  - **Purchase, Stock, and Sales sites** to PLAHAST
  - Close the window
14. Click on **Site-specific settings**.
15. Populate the following fields:
- **Site** to PLAHAST
  - **Purchase warehouse** to either 45, 80, or 82
  - **Stock warehouse** to either 40, 45, or 82
  - **Sales warehouse** to 40
16. Click on **Warehouse items**.
17. Add all the warehouses this item will be purchased in, manufactured, stocked, and sold/returned. To do this:
- Click on **New**.
  - Populate the **warehouse field**.
18. Default receipt and issue locations need to be added. To do this:
- Select a warehouse and click on the **general tab**.
  - Populate the fields as below:
    - **For warehouse 40:**
      - Store zone = General
      - Default receipt location = WATER (stock item) or CUST (made-to-order item)
      - Picking location = CUST (made-to-order item). DO NOT populate if the item is to be stocked in the warehouse.
    - **For manufacturing warehouses, Goods In and returns:**
      - Store zone = General
      - Default receipt location for WH41 = 21
      - Default receipt location for WH45 = Location most likely to be stored (this may vary)

## Creating a code for a bought-in item

1. Go to Product Information Management > Common > Released Products

Microsoft Dynamics AX - Plastica Limited [PLAS-AXTESTSRV: Session ID - 21] - [1 - pla] - [AX2012Live@PLAS-AXTESTSRV\MSSQLSERVER2019]

PLA > Product information management > Common > Released products

File Product Purchase Sell Manage stock Engineer Plan Manage projects Manage costs Retail General

Product Edit Delete Apply template Maintain Released product variants Product dimensions Translations Dimension groups Product attributes Product image Set up Product categories Related products Unit conversions Refresh Export to Microsoft Excel List Attachments Additional information Other

Released products (Unsaved filter)

Item number	Product name	Coverage group	Created date and time	Production pool	Gross width
00130632	ESPA C/C Nozzle Kit	FGEU1	15/07/2021 10:54:09		0.00
01-19453	AquaJet 50 Bottom Housing		06/02/2018 14:14:59		0.00
0546NT	O Ring NT Size 343 for 5114-2C	PTO	29/07/2014 10:21:02		9.00
1000010423	Silen 100 Pump Body		27/01/2015 14:03:02		0.00
1040	Fan for Multipool Pump	FGUK2	07/04/2017 15:03:17		12.00
10433	Fan Cover for Multipool Pump	FGUK2	07/04/2017 15:06:00		14.00
1090100000000	10uf Capacitor for AG8/10/14 Pumps	FGEU1	20/02/2017 16:07:39		0.00
1090120000000	12.5uf Capacitor for AG16 & AV50/75/100 Single Phase Pump	FGEU1	20/02/2017 16:04:13		3.00
1090200000000	20uf Capacitor for AV150 Single Phase Pump	FGEU1	20/02/2017 15:48:16		3.00
1090250000000	25uf Capacitor for AV200/250 Single Phase Pump	FGEU1	20/02/2017 16:00:13		3.00
110-0120	3/8in Clear Vinyl Tubing (per M only)	FGEU1	31/10/2012 17:03:40		0.00

00130632 : ESPA C/C Nozzle Kit

Product: 00130632  
Description: ESPA C/C Nozzle Kit

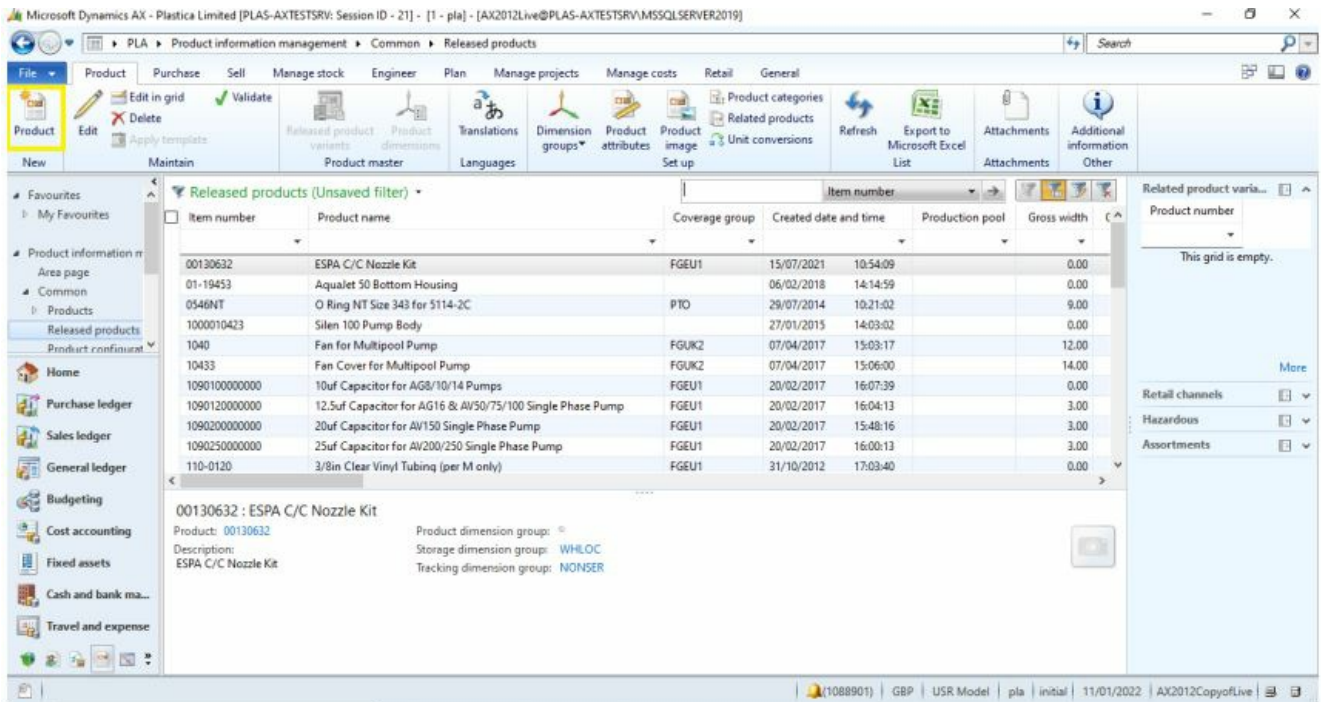
Product dimension group:   
Storage dimension group: WHLOC  
Tracking dimension group: NONSER

Related product varia...  
Product number  
This grid is empty.

Retail channels  
Hazardous  
Assortments

(1088901) | GBP | USR Model | pla | initial | 11/01/2022 | AX2012CopyofLive

## 2. Click on Product



## 3. Enter in the product details

1. Item Number
2. Item Description
3. Item Model Group = STDSTK
4. Item Group = RELAX or RELAXSPA or RAWMAT
5. Storage Dimension Group = WHLOC
6. Tracking Dimension Group = BATNO
7. Unit of Measurements, if item is sold in box quantities = Box, if sold singly = Item, if the item is a raw material there are units of measures for kg's, litre's etc.
8. VAT Groups – Purchase = 1 (non UK) 2 (UK Vat Supplier) Sales = 6
  - Click OK once finished



### Create product

Product type:

Product subtype:

#### Identification

Product number:

Product name:

Search name:

#### Company-specific identification

Item number:

Search name:

#### Reference groups

Item model group:

Item group:

Storage dimension group:

Tracking dimension group:

#### Units of measurements

Stock unit:

Purchase unit:

Sales unit:

BOM unit:

#### Purchase taxation

Item VAT group:

Calculate withholding tax: ☐

Item withholding vat group:

#### Sales taxation

Item VAT group:

Calculate withholding tax: ☒

Item withholding vat group:

Show fewer fields

OK

Cancel

Microsoft Dynamics AX - Plastic Limited [PLAS-AKTESR] Session ID - 271 - [1 - pla] - [AX2012Live@PLAS-AKTESR\MSSQLSERVER\FQ2016]

Product information management > Common > Released products

File Product Purchase Sell Manage stock Engineer Plan Manage projects Manage costs Retail General

Product Edit Delete Apply templates Maintain

Released products (Unsaved filter)

Item number	Product name	Coverage group	Created date and time	Production pool	Gross width	Gross height	Gross depth	Lead time group	Tare weight	Net weight	Cost group
PCHE50P	20 Padding Pool Treatment Sachets		31/10/2012 17:35:31		0.00	0.00	0.00		0.00	2.00	
PCHE05	New Chlorine Shock Oxide Per Kg		31/10/2012 17:35:32	Water	0.00	0.00	0.00		0.00	1.00	
PCHE50	Concentrated Winteclean		31/10/2012 17:35:33		0.00	0.00	0.00		0.00	0.00	
PCHE50D	Winter Clean Diluted		06/10/2021 16:08:15	Water	0.00	0.00	0.00		0.00	0.00	
PCHE70	Ph Plus Soda Ash Densie		31/10/2012 17:35:33	Water	0.00	0.00	0.00		0.00	1.00	
PCHE71	Sodium Bromide Technical		01/11/2013 15:28:50		0.00	0.00	0.00		0.00	1.00	
PCHE72	Sodium Bisphosphate Ph Plus		31/10/2012 17:35:34		0.00	0.00	0.00		0.00	1.00	
PCHE73	Sodium Thiosulphate Tech per Kilg		31/10/2012 17:35:35		0.00	0.00	0.00		0.00	0.00	
PCHE74	Hard Plus Calcium Chloride		31/10/2012 17:35:35		0.00	0.00	0.00		0.00	1.00	
PCHE76	Te Plus Sodium bicarbonate		31/10/2012 17:35:36		0.00	0.00	0.00		0.00	1.00	
PCHE78	Granular Fix Aluminium Sulphate		31/10/2012 17:35:37		0.00	0.00	0.00		0.00	1.00	
PCHE79	1 x 25kg Sodium Thiosulphate Granules	WATER	31/10/2012 17:35:37	Water	0.00	0.00	0.00		0.00	0.00	
PCHE82	Calcium Hypochlorite Class B Bleach	WATER	31/10/2012 17:35:38	Water	0.00	0.00	0.00		0.00	1.00	
PCHE85	Premium calcium hypochlorite per kg	MTO	31/10/2012 17:35:38		0.00	0.00	0.00		0.00	1.00	
PCHE95	Fluc tablet 125gm/kg		25/02/2013 15:00:35		0.00	0.00	0.00		0.00	0.00	
PCHE99	Super no foam		11/01/2022 16:21:53		0.00	0.00	0.00		0.00	0.00	
PCHE9001	4 x 30 Revatop Peroxide	FGUK2	31/10/2012 17:35:40		41.00	30.00	29.00		4.40	20.00	
PCHE9001P	Revatop 50 Peroxide		31/10/2012 17:35:41		0.00	0.00	0.00		0.00	1.00	
PCHE9002	5 x 10 Revavex Algicide	FGUK2	31/10/2012 17:35:42		28.00	20.00	28.00		0.00	8.00	
PCHE9002P	Revavex algicide II		31/10/2012 17:35:42		0.00	0.00	0.00		0.00	0.00	
PCHE9004	4 x 30 Revavol Polymeric Biguanide	FGUK2	31/10/2012 17:35:43		36.00	27.00	36.00		0.00	29.00	
PCHE9004P	30 Revavol Polymeric Biguanide		31/10/2012 17:35:44		0.00	0.00	0.00		0.00	1.00	
PCHE9005	1 x 100L Revatop Peroxide 12%	FGUK2	08/01/2015 16:36:33		0.00	0.00	0.00		1.00	10.00	
PCHE9006	Revatol Test Strips K4	FGUW2	31/10/2012 17:35:44		10.00	4.00	21.00		0.00	0.25	
PCHE9025	25 Litre Hydrogen Peroxide 12%	FGUK2	03/12/2015 16:21:22		33.00	26.00	44.00		2.00	25.00	

PCHE999 : Super no foam

Product: PCHE999

Product dimension group: WHLOC

Storage dimension group: WHLOC

Testing dimension group: BATHO

Related product varia... Product number

This grid is empty.

Retail channels More

Hardware

Assortments

Home

Purchase ledger

Sales ledger

General ledger

Budgeting

Cost accounting

Fleet assets

Cash and bank management

Travel and expense

10/1/2022 10:00:00 AM

1. Buyer Group – FG = Factored goods (the item will be sold) WT = WT Raw Material (used in the production of another item)
2. Supplier
3. Tick Latest purchase price (this will update the last price paid each time an invoice is posted)
4. Price (the current purchase price)

Released product details (1 - pla) - Product number: PCH999, PCH999, Products: PCH999

File Product Purchase Sell Manage stock Engineer Plan Manage projects Manage costs Retail General

Delete Apply template Product Template Released product variants Product dimensions Translations Dimension groups\* Product attributes Product image Set up Product categories Related products Unit conversions Attachments Additional information Other

PCH999: Super no foam

Product type: Item Product subtype: Product

Unit: Ltr

Over-delivery: 0.00

Under-delivery: 0.00

Intercompany stopped: ☐

Delivery date:

Administration

Buyer group:

Item price tolerance group:

Supplier:

Taxation

Item VAT group: 2

Calculate withholding tax: ☐

Item withholding vat group:

Price update

Latest purchase price: ☐

Date of price:

Prices

Price: 0.00

Price unit: 1.00

Price quantity: 0.00

Pricing precision:

Charges

Charges group:

Price charges: 0.00

Incl. in unit price: ☐

Discounts

Line discount group:

Multiline discount:

Total discount: ☒

Supplementary item group:

Related...

Assort...

6. If the item is also to be sold scroll down to the sale section and populate

1. Sales Price
2. Charges Group (this is for when we are applying surcharges to products)
3. Line discount group

Released product details (1 - pla) - Product number: RSPAKit99, RSPAKit99, Products: RSPAKit99

File Product Purchase Sell Manage stock Engineer Plan Manage projects Manage costs Retail General

Delete Apply template Product Template Released product variants Product dimensions Translations Dimension groups\* Product attributes Product image Set up Product categories Related products Unit conversions Attachments Additional information Other

RSPAKit99: Relax Spa Test - Box of 6

Product type: Item Product subtype: Product

Unit: Box

Over-delivery: 0.00

Under-delivery: 0.00

Intercompany stopped: ☐

Administration

Commission group:

Taxation

Item VAT group: 6

Calculate withholding tax: ☐

Item withholding vat group:

Price update

Sales price model: None

Base price: Purchase price

Contribution ratio: 0.00

Charges percentage: 0.00

Date of price:

Charges

Charges group:

Price charges: 0.00

Incl. in unit price: ☐

Discounts

Line discount group:

Multiline discount:

Total discount: ☒

Supplementary item group:

Alternative product

When to use: Never

Alternative item number:

Configuration:

Size:

Colour:

Style:

Warranty

Print Warranty Info on Documents: No

Warranty:

Price

Price unit: 1.00

Related...

Assort...

7. Scroll down to Foreign Trade and populate

1. Commodity Code
2. Country of origin

Released product details (1 - pla) - Product number: RSPAKIT99, RSPAKIT99, Products: RSPAKIT99

File Product Purchase Sell Manage stock Engineer Plan Manage projects Manage costs Retail General

Edit Delete Apply template Product Template Released product variants Product dimensions Translations Dimension groups Product attributes Product image Set up Product categories Related products Unit conversions Attachments Additional information Other

RSPAKIT99 : Relax Spa Test - Box of 6

Product type: Item Product subtype: Product

Foreign trade

Intrastat

Commodity: 28362000

Additional units: 0.000

Charges percentage: 0.00

Origin

Country/region: CHN

State/province:

2836200

Operating uni...

This grid is empty.

More

## 8. Scroll down to Manage Stock and populate

1. Net Weight
2. Tare Weight (if packaged Factored Goods or Raw Material like a box or bottle populate this field instead of Net Weight)
3. Gross depth (if Factored Goods)
4. Gross width (if Factored Goods)
5. Gross height (if Factored Goods)
6. Volume (if Factored Goods)
7. Batch number group (Leave blank if the supplier labels their product with a batch number or select WAT\_PO to use the purchase order number)

Released product details (1 - pla) - Product number: PCH999, PCH999, Products: PCH999

File Product Purchase Sell Manage stock Engineer Plan Manage projects Manage costs Retail General

On-hand stock Transactions Lots Batches Default order settings Site specific order settings Warehouse items Bar codes GTIN codes Warehouse Multi dimension on-hand Bulk item conversion Consolidated on-hand

PCH999 : Super no foam

Product type: Item Product subtype: Product

Intrastat

Commodity:

Additional units: 0.000

Charges percentage: 0.00

Origin

Country/region:

State/province:

Manage stock

Weight measurements

Net weight: 0.00

Tare weight: 0.00

Gross weight: 0.00

Physical dimensions

Gross depth: 0.00

Gross width: 0.00

Gross height: 0.00

Volume: 0.00

Tracking

Batch number group:

Serial number group:

Transfer orders

Over-delivery: 0.00

Stock

Counting group:

Unit: Ltr

Shipping and receiving

Arrival handling time: 00:00

Sort code: 0

Potency

Base attribute:

Target:

Record the attribute value: Receipt entry

Packaging

Packing group:

Packing quantity: 0.00

Package handling time: 00:00:00

Group that determines how a requirement is calculated for the item.

(1088901) | GBP | USR Model | pla | initial | 12/01/2022 | AX2012CopyofLive

Close

## 9. Scroll down to Engineer and populate

1. Shelf life (this is the product life in days)



Released product details (1 - pla) - Product number: PCH999, PCH999, Products: PCH999

File Product Purchase Sell Manage stock Engineer Plan Manage projects Manage costs Retail General

Delete Apply template Validate Maintain Product Template Released product variants Product dimensions Translations Dimension groups Product attributes Product image Set up Product categories Related products Unit conversions Attachments Additional information Other

PCH999 : Super no foam

Product type: Item Product subtype: Product

Transfer orders

Over-delivery: 0.00

Under-delivery: 0.00

Packing quantity: 0.00

Package handling time: 00:00:00

Yield

Yield percent: 0.00

Engineer

Measurement

Height:

Width:

Depth:

Density:

Bill of materials

BOM unit: Ltr

Constant scrap:

Variable scrap:

Level: 0

Phantom:

Auto approve BOM:

Auto-report as finished:

Max Report as Finished:

Last updated Date / Time: 00:00:00

Production

Production pool:

Production group:

Property:

Arrival:

Flushing principle: Start

Shelf Life (days): 1825

Product Builder

Modelling enabled:

Hide dialogue box:

Hide approval dialogue:

Autostart configuration:

Mandatory configuration:

Formula planning

Production type: BOM

Identification of the buyer group.

1088901 | GBP | USR Model | pla | initial | 12/01/2022 | AX2012CopyofLive

Close

## 10. Scroll down to Plan and populate the Cover Group

Released product details (1 - pla) - Product number: PCH999, PCH999, Products: PCH999

File Product Purchase Sell Manage stock Engineer Plan Manage projects Manage costs Retail General

Edit Delete Apply template Validate Maintain Product Template Released product variants Product dimensions Translations Dimension groups Product attributes Product image Set up Product categories Related products Unit conversions Attachments Additional information Other

PCH999 : Super no foam

Product type: Item Product subtype: Product

Max Report as Finished:

Last updated Date / Time: 00:00:00

Formula planning

Production type: BOM

Planning formula:

Calculation

Calculation group:

Plan

Coverage group: FGEU1

Forecasting group:

## 11. Scroll down to Financial dimensions and populate

1. Business Segment = WAT
2. Cost Centre = WAT

Released product details (1 - pla) - Product number: RSPAKIT99, RSPAKIT99, Products: RSPAKIT99

File Product Purchase Sell Manage stock Engineer Plan Manage projects Manage costs Retail General

Edit Delete Apply template Validate Maintain Product Template Released product variants Product dimensions Translations Dimension groups Product attributes Product image Set up Product categories Related products Unit conversions Attachments Additional information Other

RSPAKIT99 : Relax Spa Test - Box of 6

Product type: Item Product subtype: Product

Costing

Cost groups:

Use cost price by variant:

Price update

Latest cost price:

Date of price:

Prices

Unit: Box

Price unit: 1.00

Price quantity: 0.00

Price: 0.00

Financial dimensions

Default financial dimensions

BusinessSegment: WAT Water Treatment

CostCentres: WAT Water Treatment

territory: No default

Where the CostCentres dimension is used

Retail

Select the default dimension value

1088901 | GBP | USR Model | pla | initial | 11/01/2022 | AX2012CopyofLive

Close

## 12. On the top navigation ribbon click on Manage Stock



13. Click on Default order settings



14. Populate the following

1. Default order type to Purchase order
2. Set Purchase, Stock and Sales sites to PLAHAST
3. Close window

Default order settings (1 - pla) - Item number: PCH999, PCH999

File New Delete

General **Purchase order** Stock Sales order

**Identification**

Item number: PCH999

Product name: Super no foam

**Order type**

Default order type: Purchase order

**Purchase site**

Purchase site: PLAHAST

**Stock site**

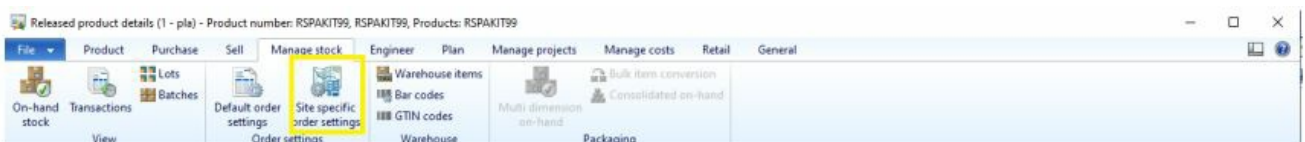
Stock site: PLAHAST

**Sales site**

Sales site: PLAHAST

Identify t... GBP USR Model pla initial 12/01/2022 AX2012CopyofLive Close

15. Click on Site-specific settings



16. Populate the following fields

1. Site to PLAAST
2. Purchase warehouse to either 45, 80 or 82
3. Stock warehouse to either 40, 45 or 82
4. Sales warehouse to 40

Site specific order settings (1 - pla) - Item number: RSPAKIT99, RSPAKIT99

File New Delete

Overview General Purchase order Stock Sales order

Site	Purchase warehouse	Stock warehouse	Sales warehouse
PLAAST	45	45	40

Identify t... GBP USR Model pla initial 11/01/2022 AX2012CopyofLive Close

17. Click on Warehouse items

Released product details (1 - pla) - Product number: RSPAKIT99, RSPAKIT99, Products: RSPAKIT99

File Product Purchase Sell Manage stock Engineer Plan Manage projects Manage costs Retail General

On-hand stock Transactions Lots Batches Default order settings Site specific order settings Warehouse items Bar codes Multi dimension on-hand Bulk item conversion Consolidated on-hand Packaging

18. Add all the warehouses this item will be purchased in to, manufactured, stock and sold/returned. To do this click on New and then populate the warehouse field, below is a screenshot of a typical setup required for a water treatment product. You may also need to add warehouse 11 if the item could be used in subcontracting

Warehouse items (1 - pla) - Item number: RSPAKIT99, All...

File New Delete

Overview General Locations

<input type="checkbox"/>	Configuration	Size	Colour	Style	Warehouse	Counting group
					40	
					45	
					80	
					99	
					41	
					82	

Descrip... | pla | initial | 11/01/2022 | AX2012CopyofLive | Close

19. Now default receipt and issue locations need to be added, to do this select a warehouse and click on general tab

Warehouse items (1 - pla) - Item number: RSPAKIT99, DI...

File New Delete

Overview **General** Locations

<input type="checkbox"/>	Configuration	Size	Colour	Style	Warehouse	Counting group
					40	
					45	
					80	
					99	
					41	
					82	

Descrip... | pla | initial | 11/01/2022 | AX2012CopyofLive | Close

20. Populate the fields below

- For warehouse 40
2. Store zone = General
  3. Default receipt location = WATER (stock item) or CUST (made-to-order item)
  4. Picking location = CUST (made-to-order item) DO NOT populate if the item is to be stocked in the warehouse



Warehouse items (1 - pla) - Item number: RSPAKIT99, DI...

File New Delete

Overview General Locations

**Warehouse management**

Store zone: General

Default receipt location: CUST

Default issue location: CUST

Use consolidated picking method: According to warehouse setup

**Picking locations**

Picking location: CUST

Required minimum:

Locatio... pla initial 11/01/2022 AX2012CopyofLive Close

- For manufacturing warehouses, Goods In and returns populate as below
- Store zone = General
- Default receipt location for WH41 = 21
- **WH45** = Location most likely to be stored (this can be changed at works order receipt time)
- **WH80** = GI0000
- **WH82** = 82
- **WH99** = RTNS
- Default receipt location for WH41 = 21
- **WH45** = Location most likely to be consumed from
- **WH80** = GI0000
- **WH82** = 82
- **WH99** = RTNS
- Repeat this for every warehouse that has been added, and close the window when finished

Warehouse items (1 - pla) - Item number: RSPAKIT99, DI...

File New Delete

Overview General Locations

**Warehouse management**

Store zone: General

Default receipt location: BAY05

Default issue location: BAY05

Use consolidated picking method: According to warehouse setup

**Picking locations**

Picking location:

Required minimum:

Locatio... pla initial 11/01/2022 AX2012CopyofLive Close

21. Click on the Manage Costs tab on the navigation ribbon

Released product details (1 - pla) - Product number: RSPAKIT99, RSPAKIT99, Products: RSPAKIT99

File Product Purchase Sell Manage stock Engineer Plan Manage projects Manage costs Retail General

Works orders Batch orders Route Designer Where-used BOM Configuration route Configuration - tree Maintain configurations Configuration Lines Designer Where-used Formula Report as finished Max. report as finished Process

22. Click on the Item price

Released product details (1 - pla) - Product number: RSPAKIT99, RSPAKIT99, Products: RSPAKIT99

File Product Purchase Sell Manage stock Engineer Plan Manage projects Manage costs Retail General

Item price Posting set up

23. Click on Pending prices

Item price (1 - pla) - Item number: PCH999, PCH999

File New Delete Calculation Summary Complete Print Cost rollup by cost group Activate Stock Log Voucher

Pending prices Active prices

Overview General Dimension

Price type	Version	Name	Site	Price	Price unit	Price charges	Price quantity	Incl. in uni...	Unit	Activation date	Blocked	Calculated	Log
This grid is empty.													

11088901 | GBP | USR Model | pla | initial | 12/01/2022 | AX2012CopyofLive | Close

24. Populate the following

1. Select StdCost1 in the Version dropdown field
2. Enter the cost price in the Price field Then press Ctrl+S to save

**Note:-** You should only activate the item price the first time a code is setup, the finance department will then update the active standard cost once a year unless there is a big change in raw material costs causing the price to go up or down considerably. In this case you should notify the finance department so they can update it.

Item price (1 - pla) - Item number: PCH999, PCH999

File New Delete Calculation Summary Complete Print Cost rollup by cost group Activate Stock Log Voucher

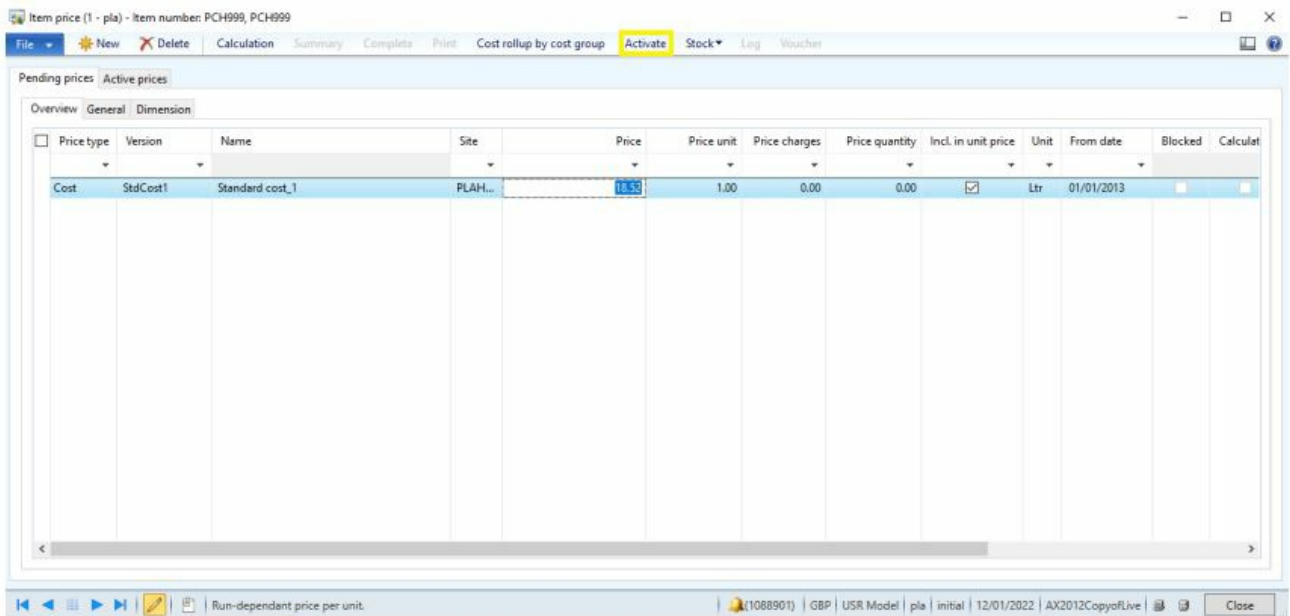
Pending prices Active prices

Overview General Dimension

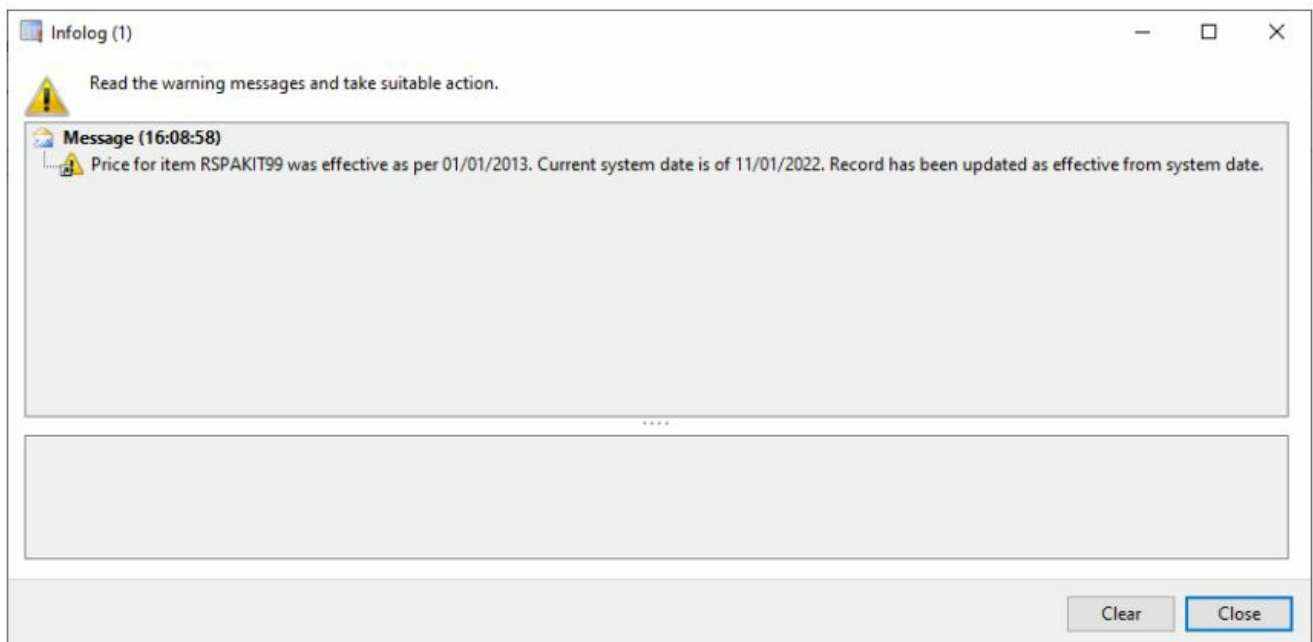
Price type	Version	Name	Site	Price	Price unit	Price charges	Price quantity	Incl. in unit price	Unit	From date	Blocked	Calculate
Cost	StdCost1		PLAH...	18.53	1.00	0.00	0.00	<input checked="" type="checkbox"/>	Ltr	01/01/2013	<input type="checkbox"/>	<input type="checkbox"/>

Run-dependant price per unit. 11088901 | GBP | USR Model | pla | initial | 12/01/2022 | AX2012CopyofLive | Close

25. Click Activate



26. A popup message will appear saying the prices has been activated as the current system date and the price will appear on the Active prices tab. Click Close



**VERSION 1 JAN 2022**

## Documents / Resources

	<p><a href="#">Plastica Creating Code for Bought App</a> [pdf] User Guide          Creating Code for Bought App, Creating, Code for Bought App, Bought App, App</p>
--	---

