



PIXEL R-Light A1 Touch Control Ring Light User Manual

[Home](#) » [PIXEL](#) » PIXEL R-Light A1 Touch Control Ring Light User Manual 

Contents

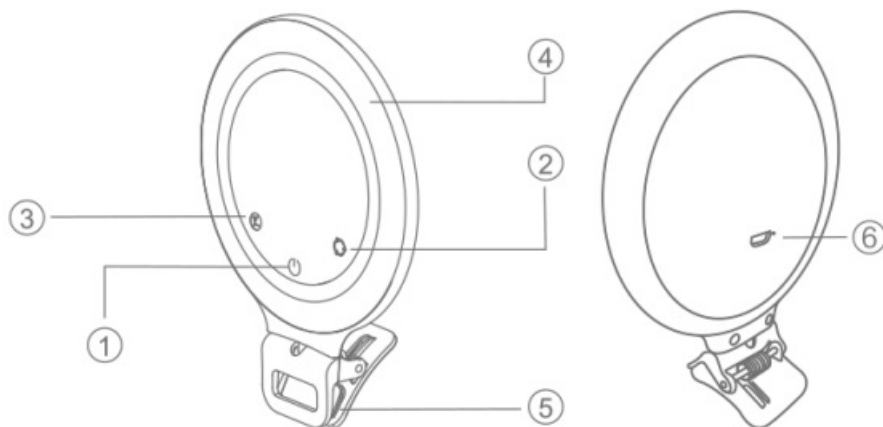
- [1 PIXEL R-Light A1 Touch Control Ring Light](#)
- [2 Product Diagram](#)
- [3 Operation](#)
- [4 Documents / Resources](#)
 - [4.1 References](#)
- [5 Related Posts](#)

pixel

PIXEL R-Light A1 Touch Control Ring Light



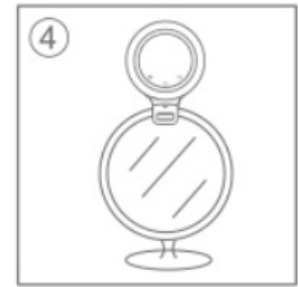
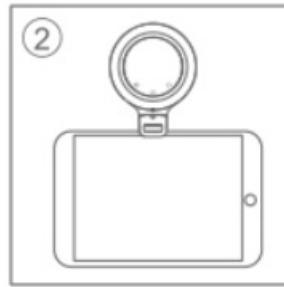
Product Diagram





1. On/Off
2. Light Mode Control
3. Brightness Control
4. 30pcs White LED + 30pcs Warm LED (3000k-6500k)
5. Clip
6. Type-C charging


(The package includes a 1m charging cable)

Operation



Turn ON/OFF:  Touch and stay for 1 second to turn on, touch again to turn off


Light Mode:  Full Light/White Light/Warm Light. Touch one time for one mode, touch again for cycles.

Brightness Control:  Touch to brighten or dim the brightness, touch one time for one level, 4 levels total.

Charging : Build in 1000mAh battery, please use 5V USB Power for more safe charging. During charging, the red indicator will be on ,and will be green when the charging is finished.

Clip: The clip with 360° horizontal rotation, 55° forward tilt and can open up to 32mm.

Documents / Resources



[PIXEL R-Light A1 Touch Control Ring Light](#) [pdf] User Manual

R-Light A1 Touch Control Ring Light, R-Light A1, Touch Control Ring Light, Ring Light, Light

References

- [User Manual](#)