



# Pipishell PICS01 4 Tier Corner Bookshelf Bookcase Instruction Manual

[Home](#) » [Pipishell](#) » Pipishell PICS01 4 Tier Corner Bookshelf Bookcase Instruction Manual 

## Contents

- [1 Pipishell PICS01 4 Tier Corner Bookshelf Bookcase](#)
- [2 Supplied Parts and Hardware](#)
- [3 INSTALLATION](#)
- [4 Documents / Resources](#)
  - [4.1 References](#)
- [5 Related Posts](#)



**Pipishell PICS01 4 Tier Corner Bookshelf Bookcase**



Thank you for choosing this product! We strive to provide you with the best quality products and services in the industry. Should you have any issues, please don't hesitate to contact us.

#### **Technical Support**








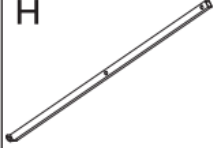








(US/CA) 1-800-556-9829 Mon-Fri 8am – 8pm (CST)

(UK) 44-808-196-3885 Mon-Fri 2 pm – 10 pm (UTC)

[support@pipishell.net](mailto:support@pipishell.net)

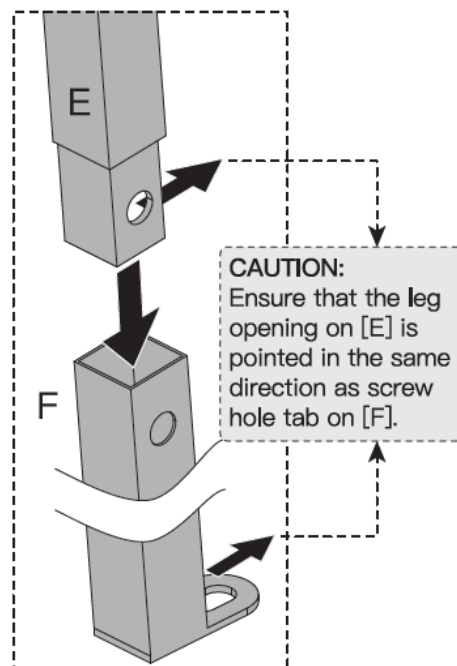
[www.pipishellav.com](http://www.pipishellav.com)

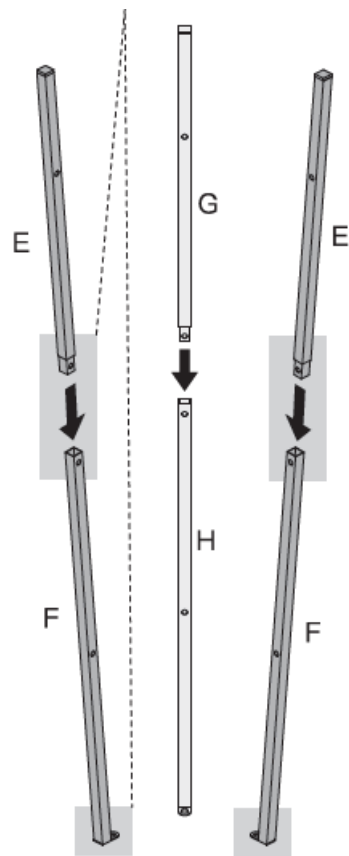
#### **Supplied Parts and Hardware**

<b>A</b>  1PC	<b>B</b>  1PC	<b>C</b>  1PC	<b>D</b>  1PC	<b>E</b>  2PCS	<b>F</b>  2PCS
<b>G</b>  1PC	<b>H</b>  1PC	<b>I</b>  ST7x48mm 9PCS	<b>J</b>  1/4x12mm 3PCS	<b>K</b>  1/4 3PCS	<b>L</b>  5/32" (4mm) 1PC
<b>M</b>  2PCS	<b>N</b>  2PCS	<b>O</b>  2PCS	<div>  <b>CAUTION!</b>  This wall anchor [O] is for concrete or brick walls ONLY. DO NOT use them in drywall or wood studs. </div>		

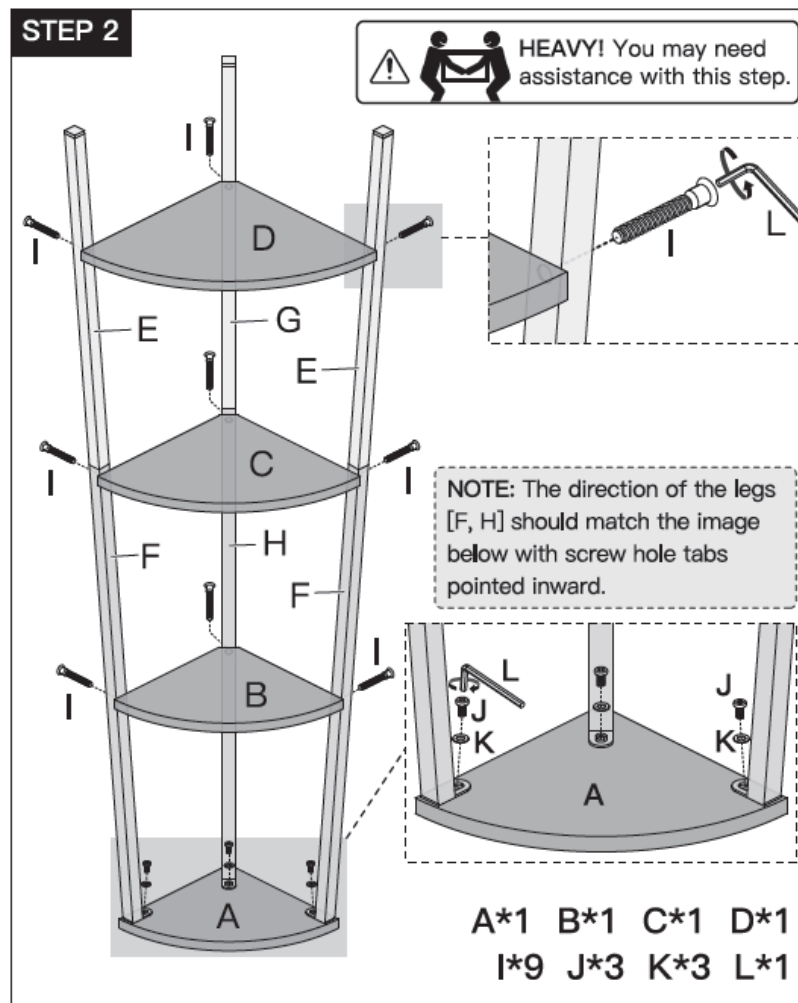
## INSTALLATION

### STEP 1

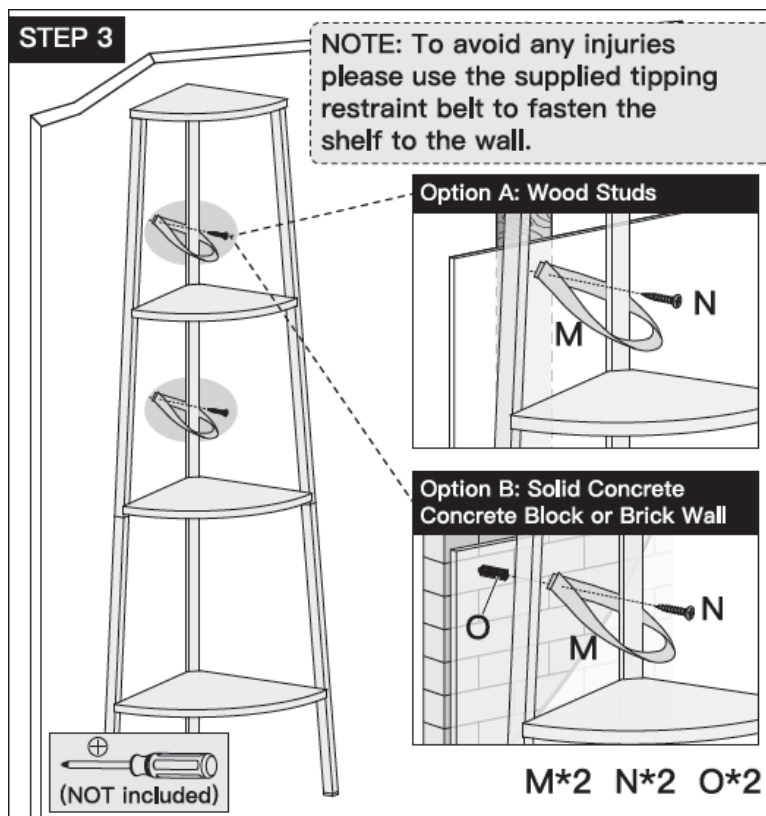




## STEP 2



## STEP 3



## Documents / Resources

	<p><a href="#">Pipishell PICS01 4 Tier Corner Bookshelf Bookcase</a> [pdf] Instruction Manual  PICS01 4 Tier Corner Bookshelf Bookcase, PICS01, 4 Tier Corner Bookshelf Bookcase, Corner Bookshelf Bookcase, Bookshelf Bookcase, Bookcase</p>
--	---

## References

- [User Manual](#)