



Pioneer TS-A6961F 4 Way Speaker Instruction Manual

[Home](#) » [Pioneer](#) » Pioneer TS-A6961F 4 Way Speaker Instruction Manual 



Contents

- [1 TS-A6961F 4 Way Speaker](#)
- [2 PARTS INCLUDED](#)
- [3 FEATURES](#)
- [4 HOW TO INSTALL](#)
- [5 EXAMPLE OF COVERAGE](#)
- [6 DIMENSIONS](#)
- [7 SPECIFICATIONS](#)
- [8 Documents / Resources](#)

TS-A6961F 4 Way Speaker



**Instruction Manual
TS-A6961F
4-WAY SPEAKER**

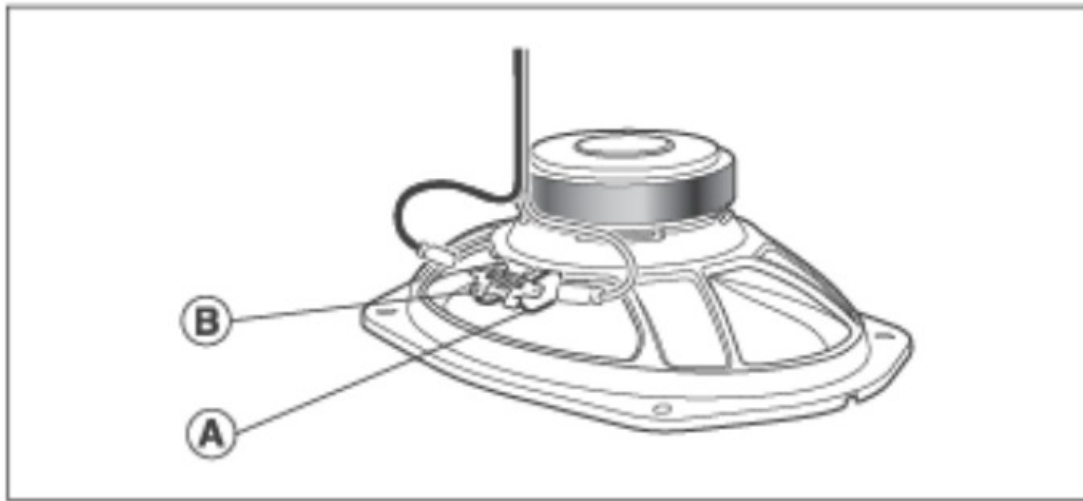
Be sure to read this instruction manual before installing this speaker.

! WARNING

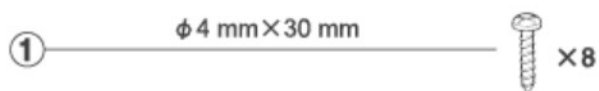
Over time, your hearing “comfort level” adapts to higher volumes of sound, so that what sounds “normal” can actually be doing harm. To protect against hearing loss, set your equipment’s volume at a low setting, slowly increase it until you can hear it comfortably and clearly, and leave it there. Do not turn up the volume so high that you can’t hear what’s around you.

! CAUTION

1. Do not touch the speaker flexible wire A.
2. Do not change the direction of the speaker terminal assembly B.
3. Make sure lead and speaker terminals do not contact metal
4. When making connections. refer also to the instruction manual of the car stereo used.



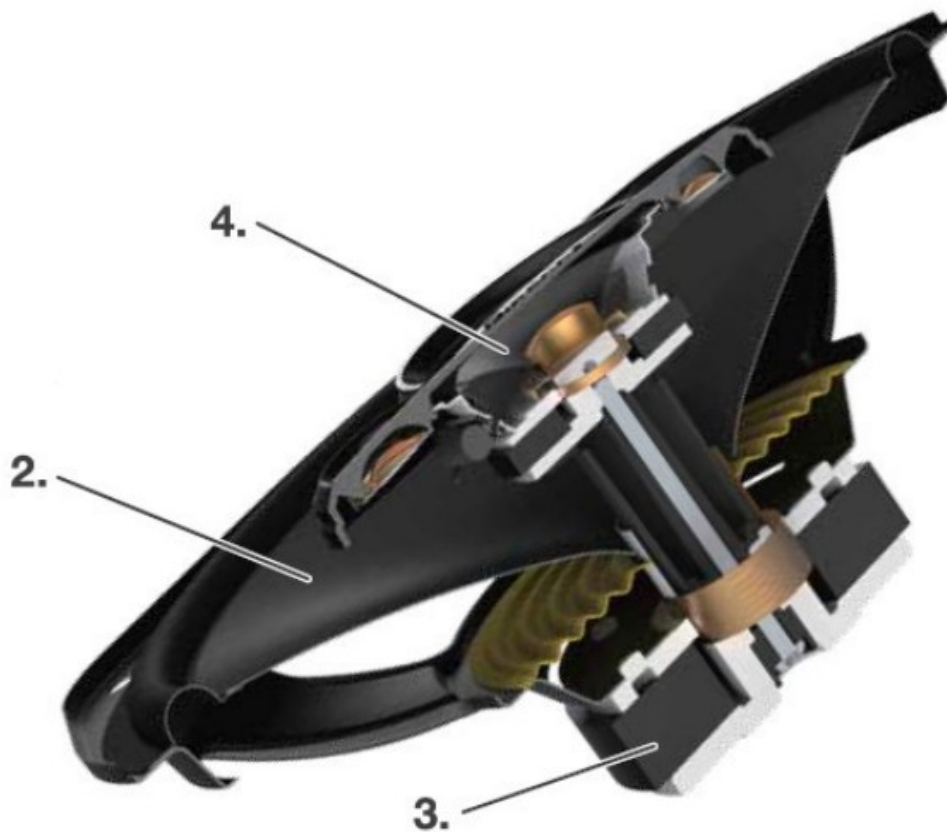
PARTS INCLUDED



A-series speakers engineered to get loud, while maintaining smooth, low distortion sound

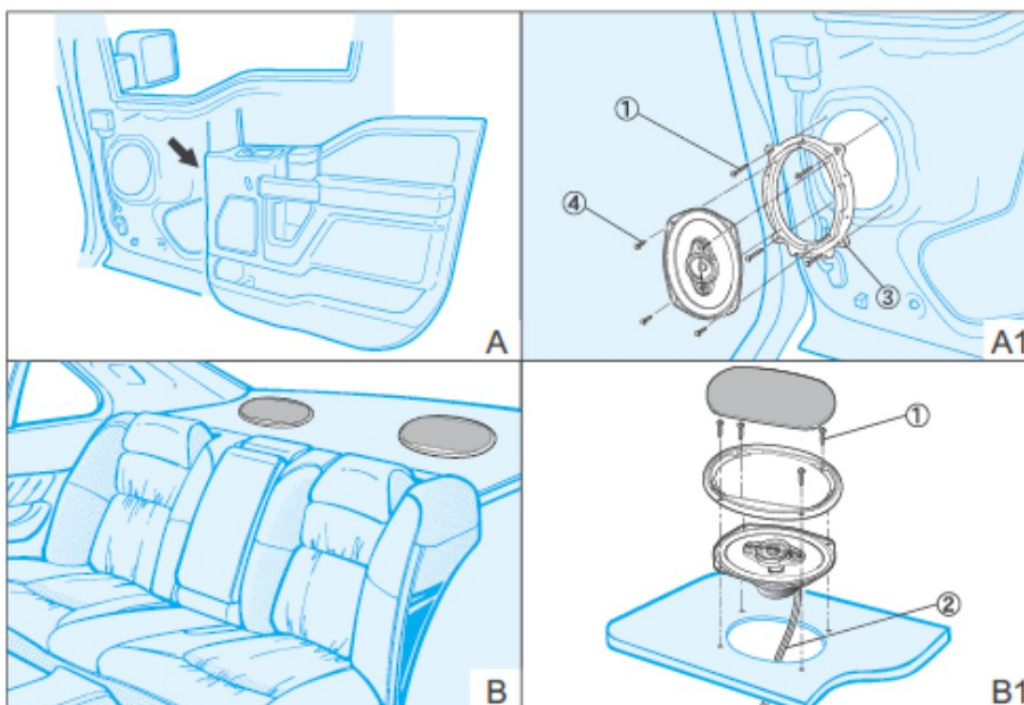
- Powerful and Loud sound
- Smooth frequency response and sound dispersion for superior off-axis listening
- Clear mids and highs with low distortions

FEATURES



1. OPEN & SMOOTH sound concept delivers smooth frequency response and wide dispersion for superior off-axis listening
2. Carbon and Mica reinforced IMPP cone provides fast response and precise bass
3. Optimized symmetrical motor design with a large magnet reproduces powerful and loud sound
4. Cellulose fiber cone diaphragm provides natural mids and highs with low distortions
5. Multi-Fit adapters expand installation flexibility and improve acoustic performances

HOW TO INSTALL



EXAMPLE OF COVERAGE

MAKE	MODEL
CHEVROLET	SILVERADO / TAHOE
DODGE	RAN1500
FORD	F-150
JEEP	CHEROKEE
TOYOTA	CAMRY

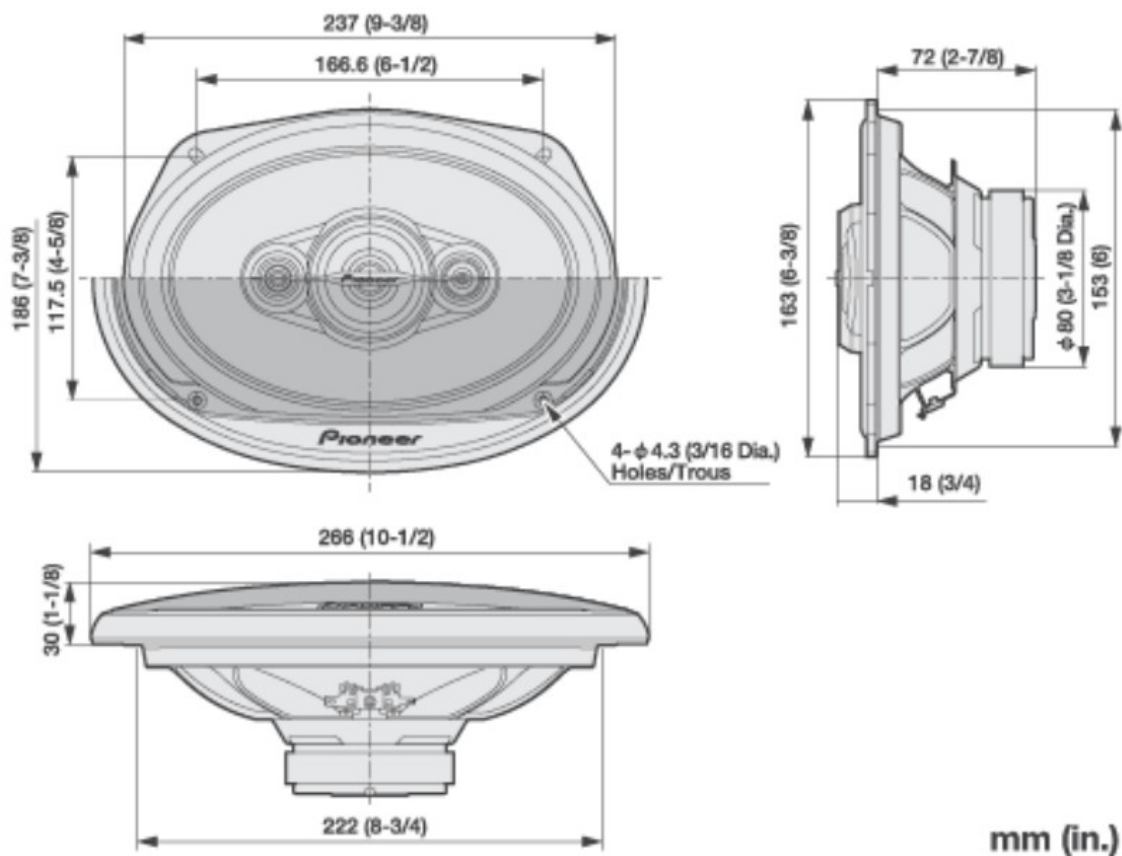
INSTALLATIONFIT GUIDE

(For information about specific vehicles applications



<http://www.pioneer.carglobal.com/speakerfitting-Aseriesi>

DIMENSIONS



CarSoundFit

Car Sound Simulator Application for more in-car sound experience.



http://pioneer.jp/support/pcperipherals/app/iapp_car_sound_fit/en_download.php

SPECIFICATIONS

Reproduction system	Coaxial four way
Speaker specifications	163 mmx237 mm (6"x9")
Woofer	ø 57 mm (2-114"dia.)
Midrange	ø 18 mm (3/4"dia.)
Tweeter Super Tweeter	ø 11 mm (3/8"dia.)
Continuous power handling (MS)	90 W
Maximum music power	450 W
Sensitivity	92 dB(1 W/1 m) 98 dB (1 W/0.5 m)
Frequency response	29 Hz to 28 kHz (-20 dB)
Nominal impedance	40Ω
Cutout diameter	153 mmx 222 mm (6"X8-314")


Do not ship your unit in for repair without contacting Pioneer first. Units sent without a return authorization number will be refused.

Pioneer



Pioneer Electronics (USA) Inc.
CUSTOMER SUPPORT DIVISION
P.O. Box 1760, Long Beach, CA 90801-1760
U.S.A. 800-421-1404

Documents / Resources

	Pioneer TS-A6961F 4 Way Speaker [pdf] Instruction Manual TS-A6961F, TS-A6961F 4 Way Speaker, 4 Way Speaker, Speaker
-------------------------------------------------------------------------------------	----------------------------------------------------------------------------------------------------------------------------------------