



## Pioneer TS-A653R 3-Way Speaker Instruction Manual

[Home](#) » [Pioneer](#) » Pioneer TS-A653R 3-Way Speaker Instruction Manual 

### Pioneer TS-A653R 3-Way Speaker



**Be sure to read this instruction manual before installing this speaker.**

#### **WARNING**

Over time, your hearing “comfort level” adapts to higher volumes of sound, so that what sounds “normal” can actually be doing harm To protect against hearing loss, set your equipment’s volume at a low setting, slowly

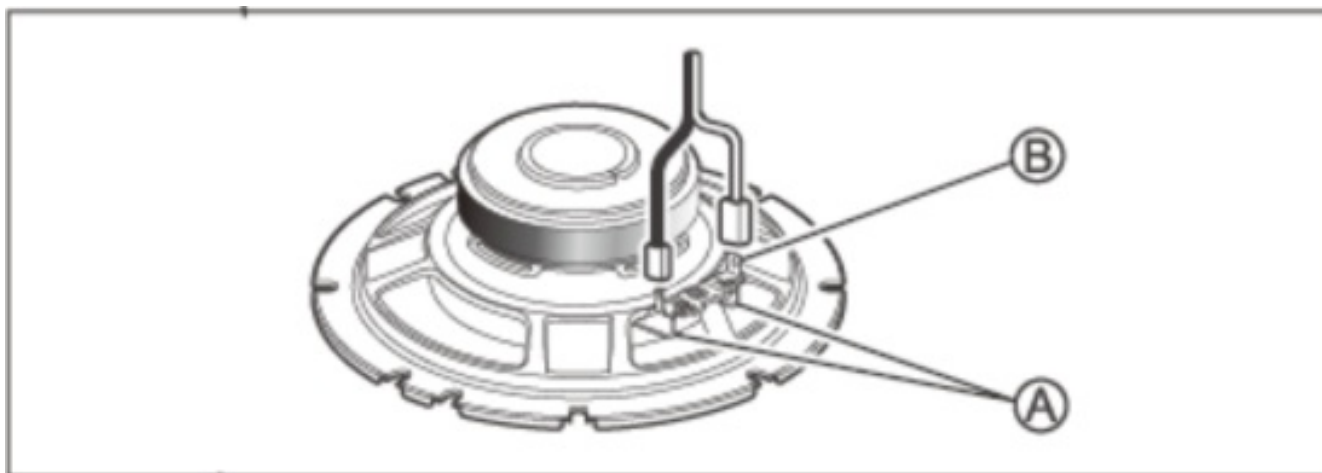
increase it until you can hear it comfortably and clearly and leave it there. Do not turn up the volume so high that you can't hear what's around you.

## Contents

- [1 CAUTION](#)
- [2 FEATURES](#)
- [3 CarSoundFit App Download](#)
- [4 PARTS INCLUDED](#)
- [5 DIMENSIONS](#)
- [6 SPECIFICATIONS](#)
- [7 EXAMPLE OF COVERAGE](#)
- [8 HOW TO INSTALL](#)
- [9 Installation Fitting Guide](#)
- [10 Documents / Resources](#)
- [11 Related Posts](#)

## CAUTION

1. Do not touch the speaker flexible wire .
2. Do not change the direction of the speaker terminal assembly .
3. Make sure lead and speaker terminals do not contact metal.
4. When making connection refer also to the instruction manual of the car stereo used.



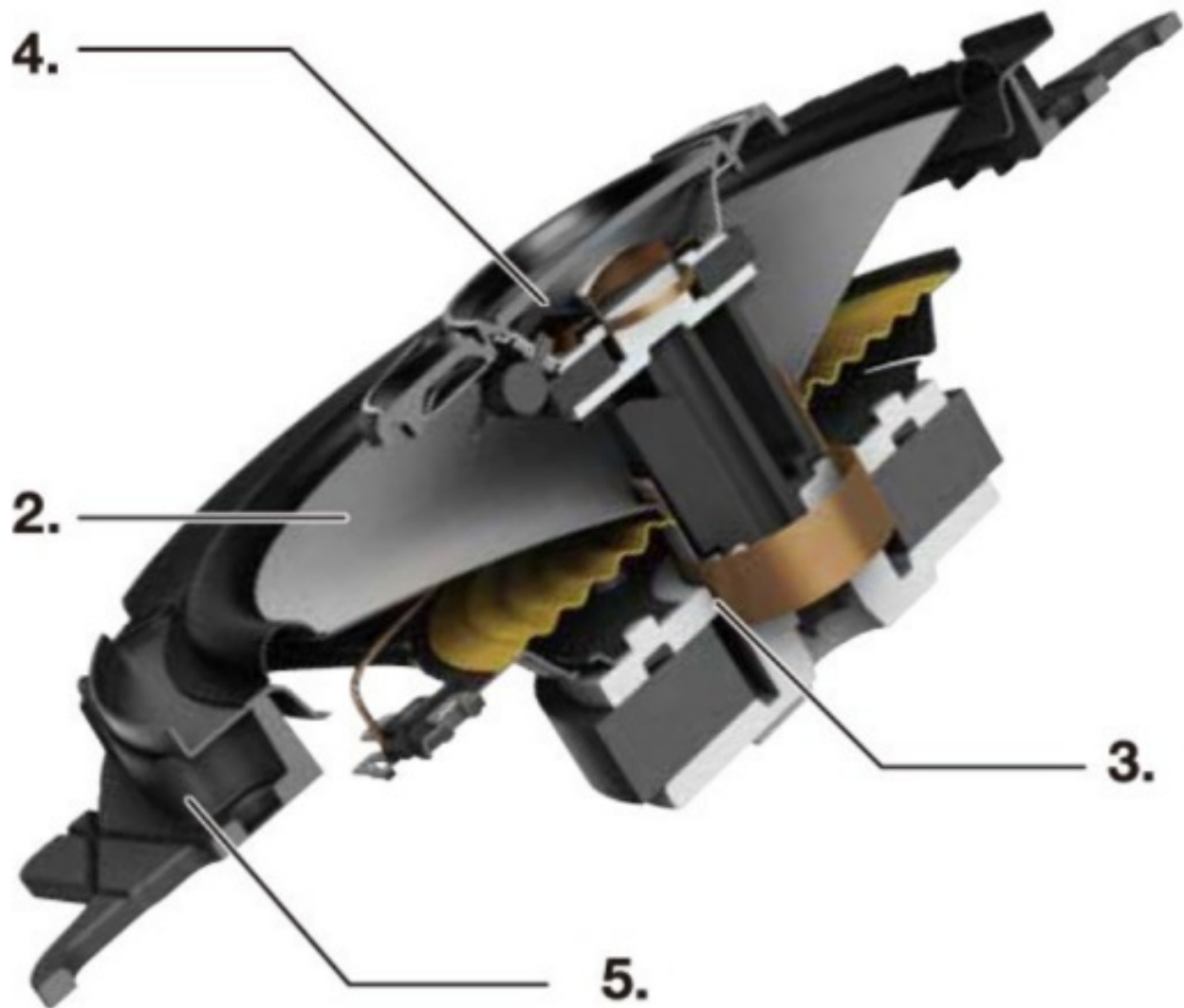
### **A-series sound design delivers better car-music-life**

- Powerful and well controlled bass
- High sensitivity and Wide dynamic range
- Clarity of vocal

## FEATURES

1. OPEN and SMOOTH delivers smooth frequency response and an expansive soundstage
2. Carbon and Mica reinforced IMPP cone provides fast response and solid bass
3. Optimized symmetrical motor design reproduces accurate sound

- 4. Cellulose fiber midrange cone provides natural vocal
- 5. Multi-fit adaptors expand installation flexibility and improve acoustic performance



**CarSoundFit App Download**

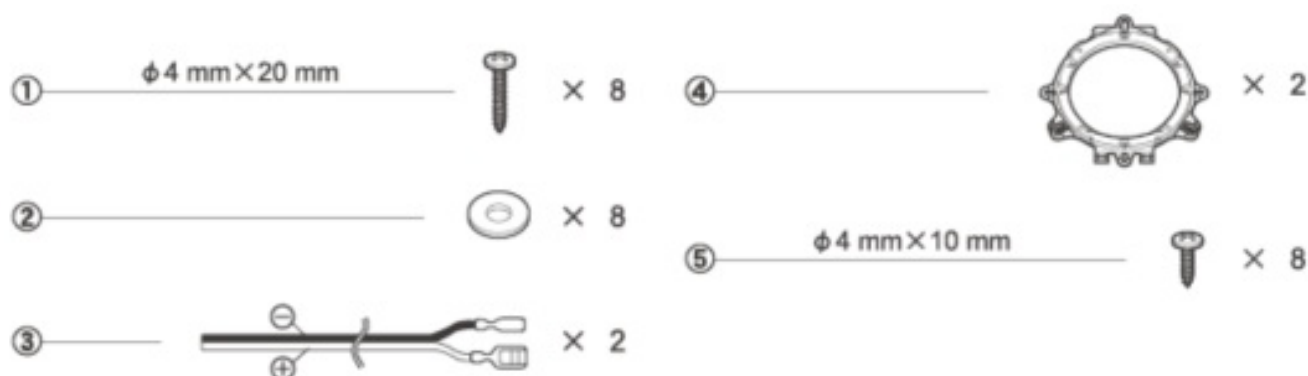


# CarSoundFit

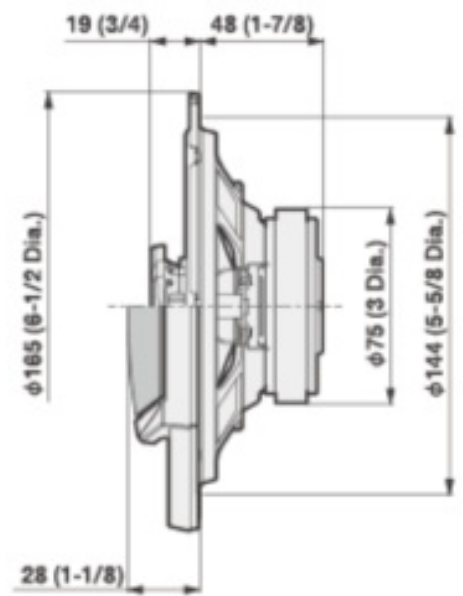
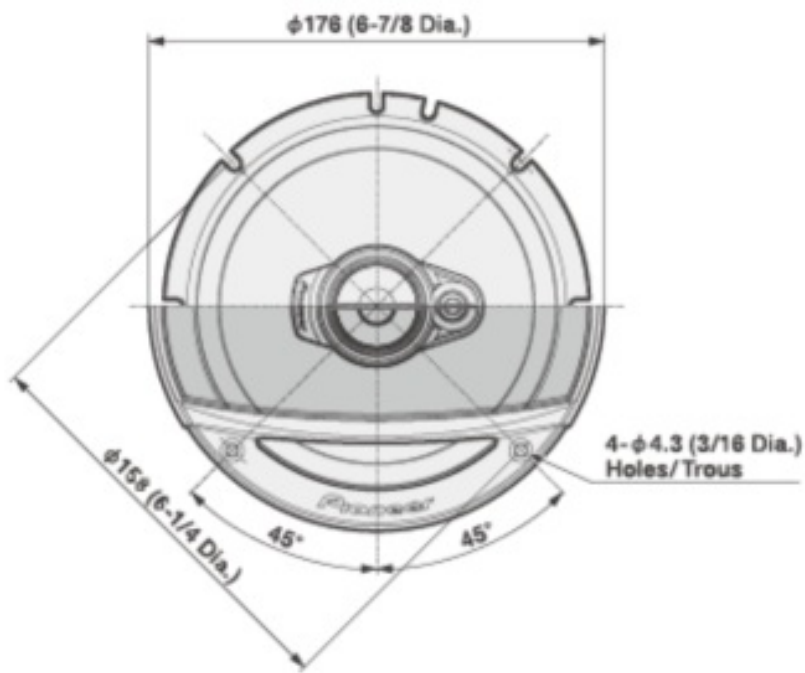
Car Sound Simulator Application for more in-car sound experience



## PARTS INCLUDED



## DIMENSIONS



mm(in.)

## SPECIFICATIONS

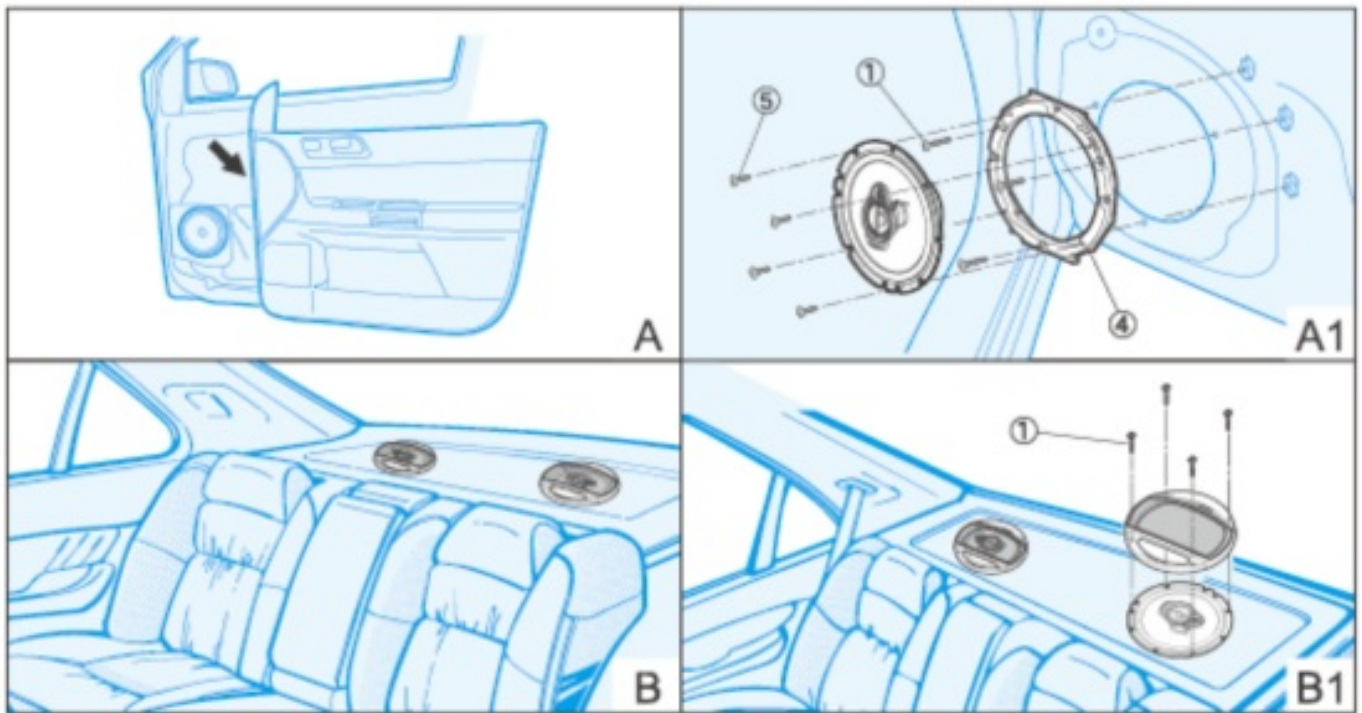


Reproduction System	Coaxial three way
Speaker specifications	
Woofer	Ø 165 mm (6-1 /2" dia.)
Midrange	Ø 42 mm (1-5/8" dia.)
Tweeter	Ø 11 mm (3/8" dia.)
Continuous power handling (RMS):	70 W
Maximum music power	320 W
Sensitivity	87 dB (1 W/ 1 m)
	93 dB (1 W/0.5 m)
Frequency response	37 Hz to 24 kHz (-20 dB)
Nominal impedance	4 Ω
Cutout diameter	Ø 144 mm ( 5-5/8" dia.)

## EXAMPLE OF COVERAGE

MAKE/FAIRE	MODEL
AUDI	A3
CHEVROLET	EQUINOX
CITROEN	C1
FORD	FUSION / FIESTA
HONDA	CIVIC
HYUNDAI	CRETA / Tucson
MARUTI SUZUKI	BALE NO/ VITARA BREZZA
NISSAN	ROGUE/ QASHQAI
OPEL	ASTRA I CORSA
PEUGEOT	208/308
RENAULT	CAPTUR
SEAT	LEON
SKODA	OCTAVIA
TOYOTA	RAV4 / 4RUNNER
VOLKSWAGEN	GOLF Mk7 /Tiguan

## HOW TO INSTALL



## Installation Fitting Guide

To find more information for various vehicles and adaptor compatibility



<http://www.pioneer-carglobal.com/speakerfitting2>

# Pioneer

## Documents / Resources

	<p><a href="#">Pioneer TS-A653R 3-Way Speaker</a> [pdf] Instruction Manual TS-A653R, 3-Way Speaker, TS-A653R 3-Way Speaker</p>
--	--