



Pioneer TS-A653CH Component Speaker System Instruction Manual

[Home](#) » [Pioneer](#) » Pioneer TS-A653CH Component Speaker System Instruction Manual 

Contents

- 1 Pioneer TS-A653CH Component Speaker System
- 2 PARTS INCLUDED
- 3 FEATURES
- 4 EXAMPLE OF COVERAGE
- 5 HOW TO INSTALL
- 6 DIMENSIONS
- 7 SPECIFICATIONS
- 8 WARRANTY
- 9 Documents / Resources
 - 9.1 References

Pioneer

Pioneer TS-A653CH Component Speaker System



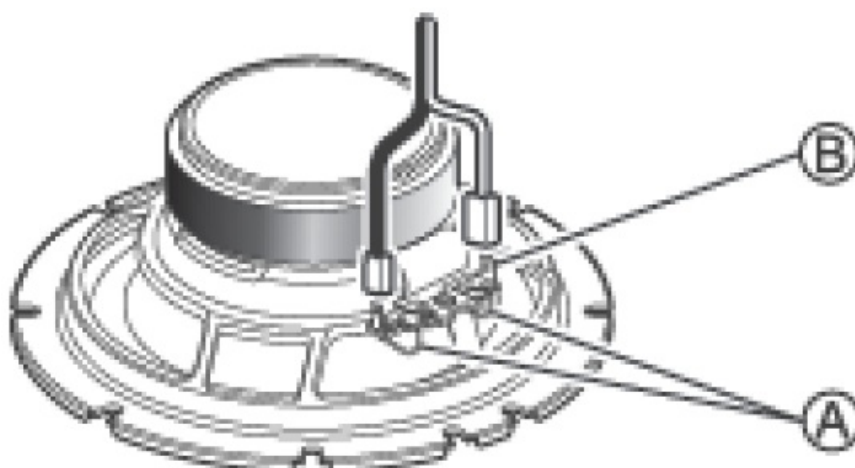
Be sure to read this instruction manual before installing this speaker.

CAUTION

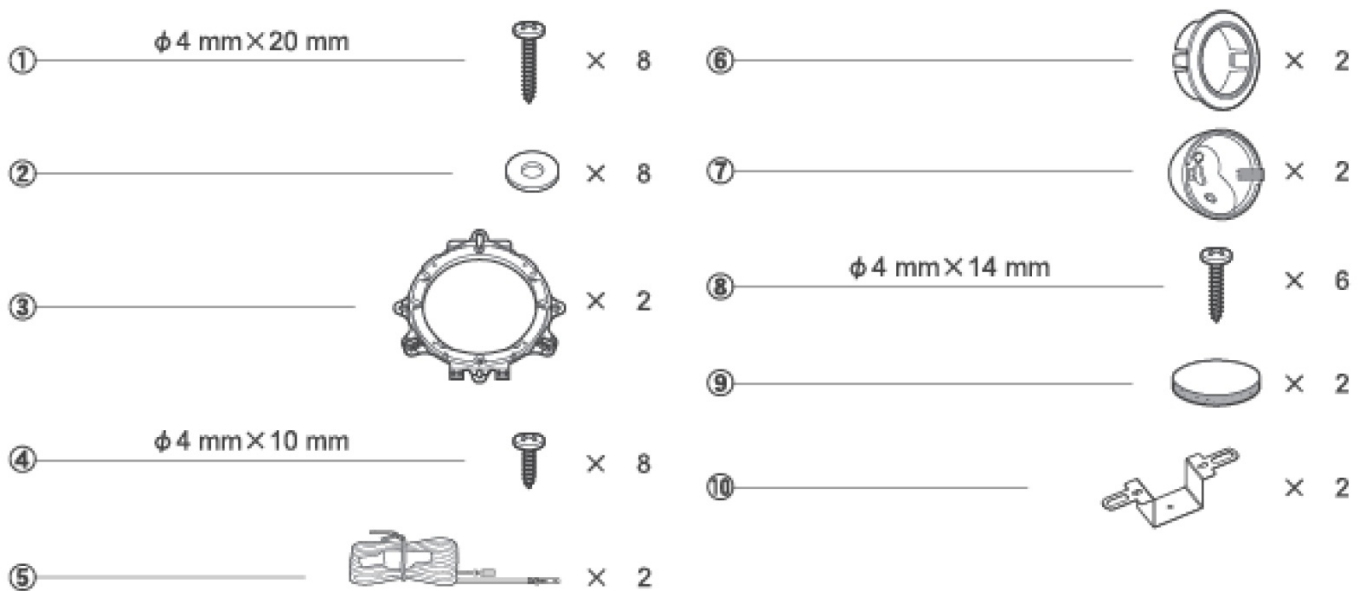
1. Do not touch the speaker flexible wire A.
2. Do not use the speaker independently. To avoid breakage, be sure to use the specified network.
3. Do not change the direction of the speaker terminal assembly B.
4. Make sure lead and speaker terminals do not contact metal.
5. When making connections, refer also to the instruction manual of the car stereo used.

WARNING

Over time, your hearing “comfort level” adapts to higher volumes of sound, so that what sounds “normal” can actually be doing harm. To protect against hearing loss, set your equipment’s volume at a low setting, slowly increase it until you can hear it comfortably and clearly, and leave it there. Do not turn up the volume so high that you can’t hear what’s around you.



PARTS INCLUDED



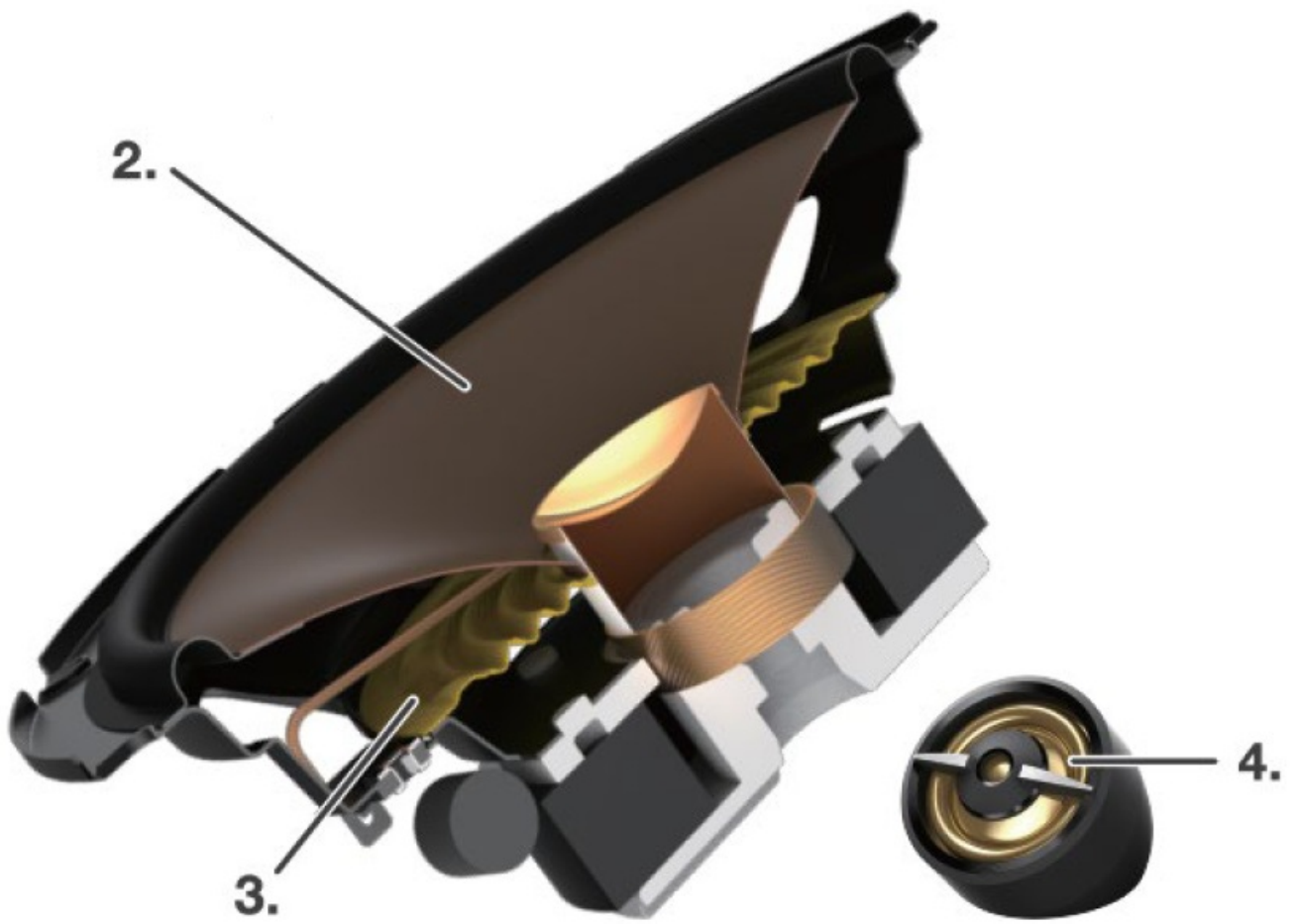
A-series

A-series speakers engineered to get loud, while maintaining smooth, low distortion sound

- Powerful and Loud sound
- Smooth frequency response and sound dispersion for superior off-axis listening
- Clear mids and highs with low distortions

FEATURES

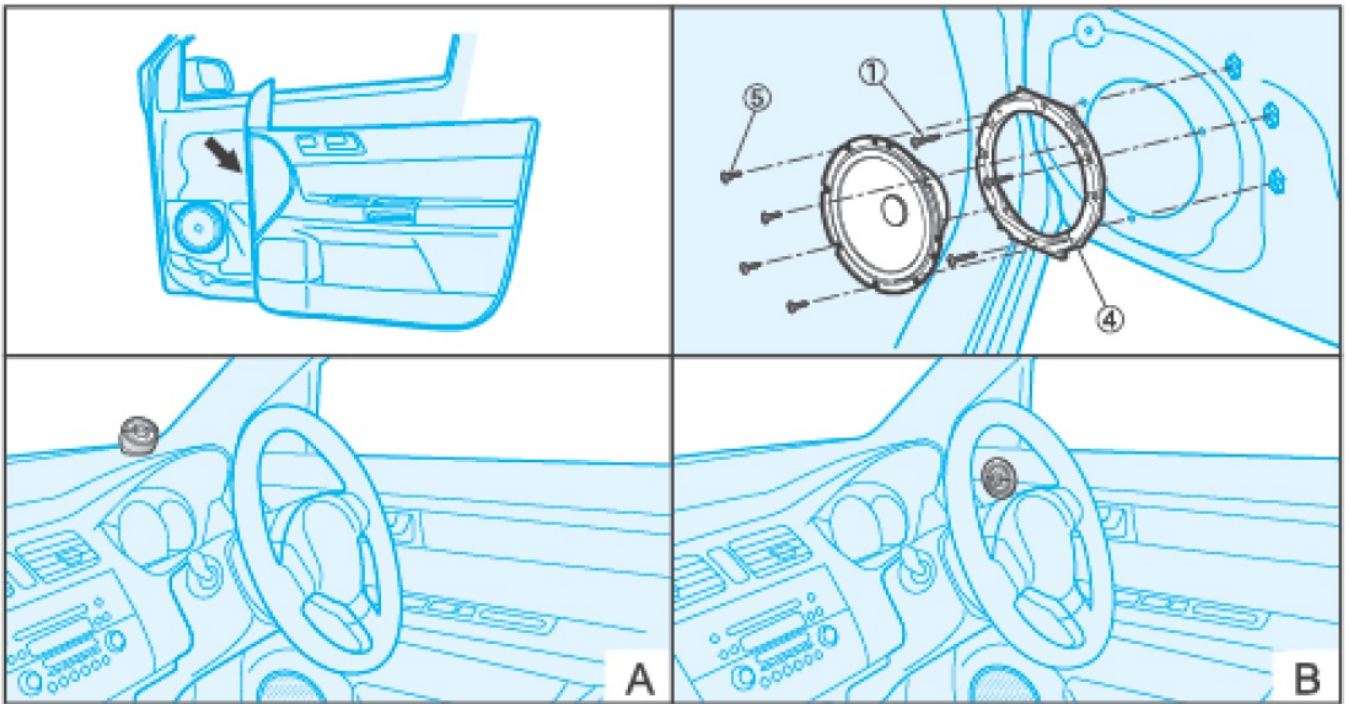
1. OPEN & SMOOTH sound concept delivers smooth frequency response and wide dispersion for superior off-axis listening.
2. Aramid fiber and Mica reinforced IMPP cone provides fast response and precise bass.
3. PFSS (Progressive Flex Suspension System) balances between deep bass and high power handling 'Patent technology.
4. Polyetherimide (PEI) dome diaphragm provides clear mids and highs with low distortions.
5. Multi-Fit adapters expand Installation flexibility and Improve acoustic performances.



EXAMPLE OF COVERAGE

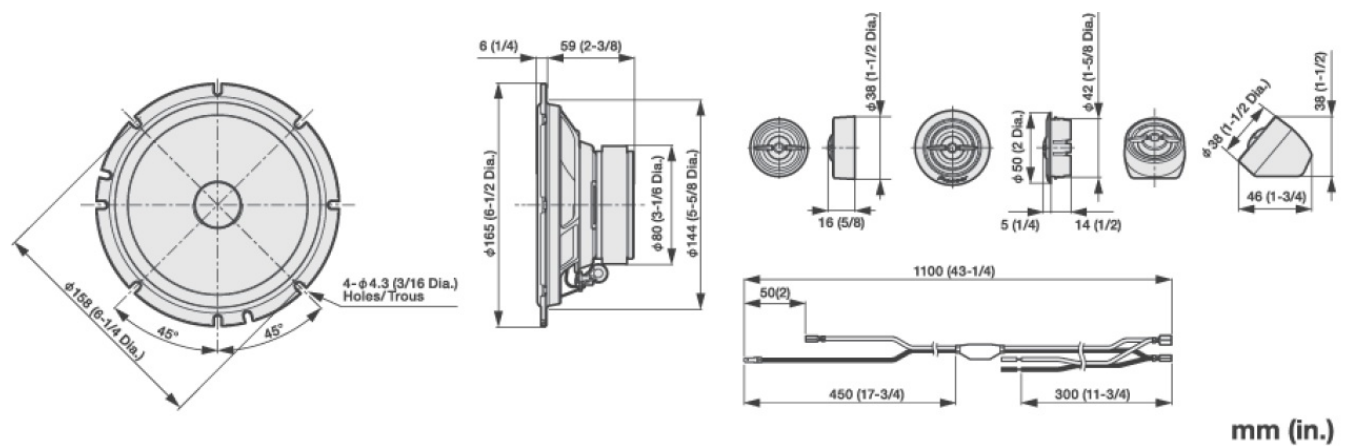
MAKE	MODEL
AUDI	A3
CHEVROLET	EQUINOX/ CRUZE
C OEN	C1
FORD	FUSION / FIESTA
HONDA	CIVIC
HYUNDAI	CRETA /TUCSON
MARUTI SUZUKI	BALENO
NISSAN	ROGUE
OPEL	ASmA/CORSA
PEUGE:OT	208/308
RENAULT	CAPTUR
SEAT	LEON
\$KODA	OCTAVIA
TOYOTA	RAY4
VOLKSWAGEN	GOLF MK7

HOW TO INSTALL

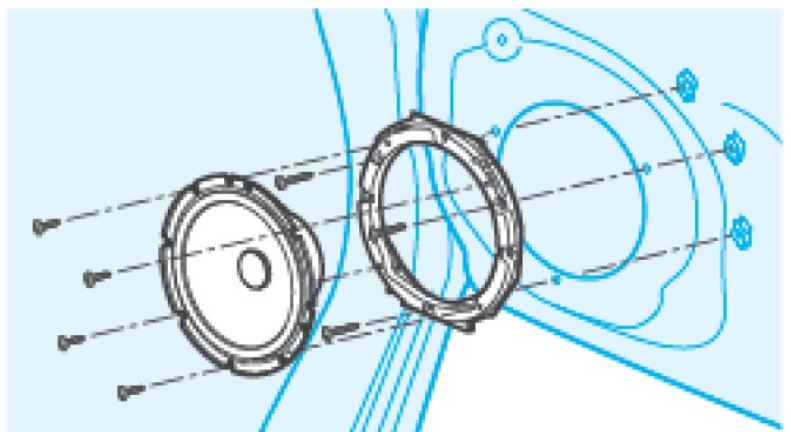


http://www.plonHr-carglobal.com/spHk•rflnIng-AHrtH1_dr1

DIMENSIONS



Multi-Fit Adapters Included



SPECIFICATIONS

- Reproduction system Separate two way
- Speaker specifications
 - Woofer 165 mm (6-1/2" dia.)
 - Tweeter 20 mm (13/16" dia.)
- Continuous power handling (RMS) 85 W
- Maximum music power 370 W
- Sensitivity
 - 91 dB (1 W/1 m)
 - 97 dB (1 W/0.5 m)
- Frequency response 33 Hz to 58 kHz (-20 dB)
- Nominal impedance 4
- Cutout diameter 144 mm (5-5/8" dia.)

Do not ship your unit in for repair without contacting Pioneer first. Units sent without a return authorization number will be refused.

WARRANTY

Pioneer Electronics (USA) Inc. (Pioneer) warrants that Pioneer® Car/Marine Electronics, Speaker, and Accessory Products distributed by Pioneer in the USA and Canada that fail to function properly under normal use due to a manufacturing defect when installed and operated according to the owner's manual will be repaired or replaced with a unit of comparable value, at Pioneer's option, without charge to you for parts or actual repair work. Replacement units and/or parts supplied under this warranty may be new or rebuilt at Pioneer's option.

This Limited Warranty applies to the original or any subsequent owner of this Pioneer product during the warranty period provided the product was purchased from an authorized Pioneer dealer in the USA or Canada. You will be required to provide a sales receipt or other valid proof of purchase showing the date of original purchase. If service is required, you must provide notice (see "To Obtain Service" below) within the warranty period and deliver the product, transportation prepaid, from within the country of purchase no later than 14 days after you provide notice. You will be responsible for removal and installation of the product. Pioneer will pay to return the repaired or replacement product to you within the country of purchase.

PRODUCT WARRANTY PERIOD (Runs from date of product delivery from first retail sale)	Parts	Labor
Car/Marine Electronics, Speakers, and Accessories (excluding Blind Spot Detection System)	1 Year	1 Year
Blind Spot Detection System	3 Year s	3 Year s

WHAT IS NOT COVERED

This Limited Warranty applies to Pioneer products that are purchased from an authorized Pioneer dealer. IF THIS PRODUCT WAS PURCHASED FROM ANY OTHER SOURCE, THERE ARE NO WARRANTIES, EXPRESS OR IMPLIED, INCLUDING THE IMPLIED WARRANTY OF MERCHANTABILITY AND THE IMPLIED WARRANTY OF FITNESS FOR A PARTICULAR PURPOSE AND THIS PRODUCT IS SOLD STRICTLY "AS IS" AND "WITH ALL FAULTS." PIONEER SHALL NOT BE LIABLE FOR ANY CONSEQUENTIAL AND/OR INCIDENTAL DAMAGES. Some states and provinces do not allow the exclusion or limitation of incidental or consequential damages, so the above limitation or exclusion may not apply to you.

Pioneer does not warrant any product listed above when it is used in a trade or business or in any industrial or commercial application. This warranty does not apply if the product has been subjected to power in excess of its published power rating. This warranty does not cover cosmetic scratches or any other appearance item; damage or defects resulting from alterations or modifications not authorized in writing by Pioneer; accident, collisions, misuse or abuse; the use of unauthorized parts or labor; improper installation or maintenance; lightning or power

surges; subsequent damage from leaking; damage from inoperative batteries; or the use of batteries not conforming to those specified in the owner's manual. This warranty does not cover the cost of parts or labor that would otherwise be provided without charge under this warranty obtained from any source other than Pioneer. Altered, defaced, or removed serial numbers void this warranty.

NO OTHER WARRANTIES

TO THE FULLEST EXTENT PERMITTED BY LAW, PIONEER MAKES NO REPRESENTATIONS OR WARRANTIES OR ACCEPTS ANY CONDITIONS WITH RESPECT TO THIS PRODUCT EXCEPT AS STATED IN THIS DOCUMENT. PIONEER LIMITS ITS OBLIGATIONS UNDER ANY IMPLIED WARRANTIES AND CONDITIONS INCLUDING, BUT NOT LIMITED TO, WARRANTIES AND CONDITIONS, WHETHER EXPRESS OR IMPLIED, OF MERCHANTABILITY AND FITNESS FOR A PARTICULAR PURPOSE, TO A PERIOD NOT TO EXCEED THE WARRANTY PERIOD. NO WARRANTIES OR CONDITIONS SHALL APPLY AFTER THE WARRANTY PERIOD. Some states and provinces do not allow limitations on how long an implied warranty lasts, so the above limitations or exclusions may not apply to you.

This warranty gives you specific legal rights, and you may also have other rights which vary from state to state or province to province. To the extent any provision of this limited warranty is deemed invalid or unenforceable under applicable law, such determination will have no effect on the remaining provisions, which will continue in full force and effect.

TO OBTAIN SERVICE

In the USA or Canada, to receive warranty service, you need to present your sales receipt showing place and date of original owner's transaction. Please contact one of the following to obtain service:

Your Authorized Pioneer Dealer may repair or replace your unit or refer you to an Authorized Pioneer Service Company. Your sales receipt should list the contact information (phone number, fax, email, etc.) for your Dealer.

Pioneer Customer Support can advise you regarding the optimal service option for your product model and geographic location. Please call us at 1-[800-421-1404](tel:800-421-1404) or visit www.pioneerelectronics.com (for USA) or www.pioneerelectronics.ca (for Canada), click on "Support," then select "Contact Us." Your Authorized Pioneer Service Company can perform repairs for most Car/Marine Electronics, Speaker and Accessory products and advise other options as applicable. Please visit www.pioneerelectronics.com (for USA) or www.pioneerelectronics.ca (for Canada), click on "Support," and select "Find a Service Center."

Shipping Your Unit for Service – YOU MUST FIRST CONTACT PIONEER TO GET RETURN AUTHORIZATION. PLEASE DO NOT SEND IN YOUR PRODUCT WITHOUT CONTACTING CUSTOMER SUPPORT. If you have a return authorization number, please package the product carefully and send it transportation prepaid by a traceable, insured method to an Authorized Pioneer Service Company or Pioneer. Use adequate padding material to prevent damage in transit. Include your name, address and a telephone number where you can be reached during business hours.

For questions about your product, please contact Pioneer Customer Support as described above or write to us at:

Customer Support, Pioneer Electronics (USA) Inc.
P.O. Box 1720, Long Beach, California 90801 USA

DISPUTE RESOLUTION


Following our response to any initial request to Customer Support, should a dispute arise between you and Pioneer, Pioneer makes available its Complaint Resolution Program to resolve the dispute. The Complaint Resolution Program is available to you without charge. In the USA, you are required to use the Complaint Resolution Program before you exercise any rights under, or seek any remedies, created by the Magnuson-Moss Warranty Act but may be entitled to file suit under state law without using the Complaint Resolution Program. To use the Complaint Resolution Program, call 1-[800-421-1404](tel:800-421-1404) and explain to the customer service representative the problem you are experiencing, steps you have taken to have the product repaired during the warranty period, and the name of the authorized Pioneer dealer from which the Pioneer product was purchased. After the complaint has been explained to the representative, a resolution number will be issued. Within forty (40) days of receiving your complaint, Pioneer will investigate the dispute and will either: (1) respond to your complaint in writing

informing you what action Pioneer will take, and in what time period, to resolve the dispute; or (2) respond to your complaint in writing informing you why Pioneer will not take any action.

KEEP THIS INFORMATION AND YOUR SALES RECEIPT IN A SAFE PLACE

Model No. _____
Serial No. _____
Delivery Date _____
Purchased From _____

Documents / Resources

	<p>Pioneer TS-A653CH Component Speaker System [pdf] Instruction Manual TS-A653CH Component Speaker System, TS-A653CH, Component Speaker System, Speaker System, System</p>
---	--

References

- [Pioneer of Canada, Car Stereo, Speakers, Home Theater, GPS Navigation | Pioneer of Canada - English](#)
- [Pioneer USA, Car Audio, Speakers, Subs, Amps, In-Car Technology, Driver Assistance Products, and Optical Drives | Pioneer Electronics USA](#)
- [User Manual](#)

Manuals+, Privacy Policy

This website is an independent publication and is neither affiliated with nor endorsed by any of the trademark owners. The "Bluetooth®" word mark and logos are registered trademarks owned by Bluetooth SIG, Inc. The "Wi-Fi®" word mark and logos are registered trademarks owned by the Wi-Fi Alliance. Any use of these marks on this website does not imply any affiliation with or endorsement.