



Pinghu Zhimeng Technology BM01V10 Bluetooth Player User Manual

[Home](#) » [Pinghu Zhimeng Technology](#) » Pinghu Zhimeng Technology BM01V10 Bluetooth Player User Manual 

Pinghu Zheng Technology BM01V10 Bluetooth Player User Manual

Pinghu Zhimeng Technology Co., Ltd
BM01-Music player

Contents

- [1 Function description](#)
- [2 Appearance structure](#)
- [3 Parameter description](#)
- [4 Applications](#)
- [5 FCC WARNING](#)
- [6 Documents / Resources](#)
- [7 Related Posts](#)

Function description

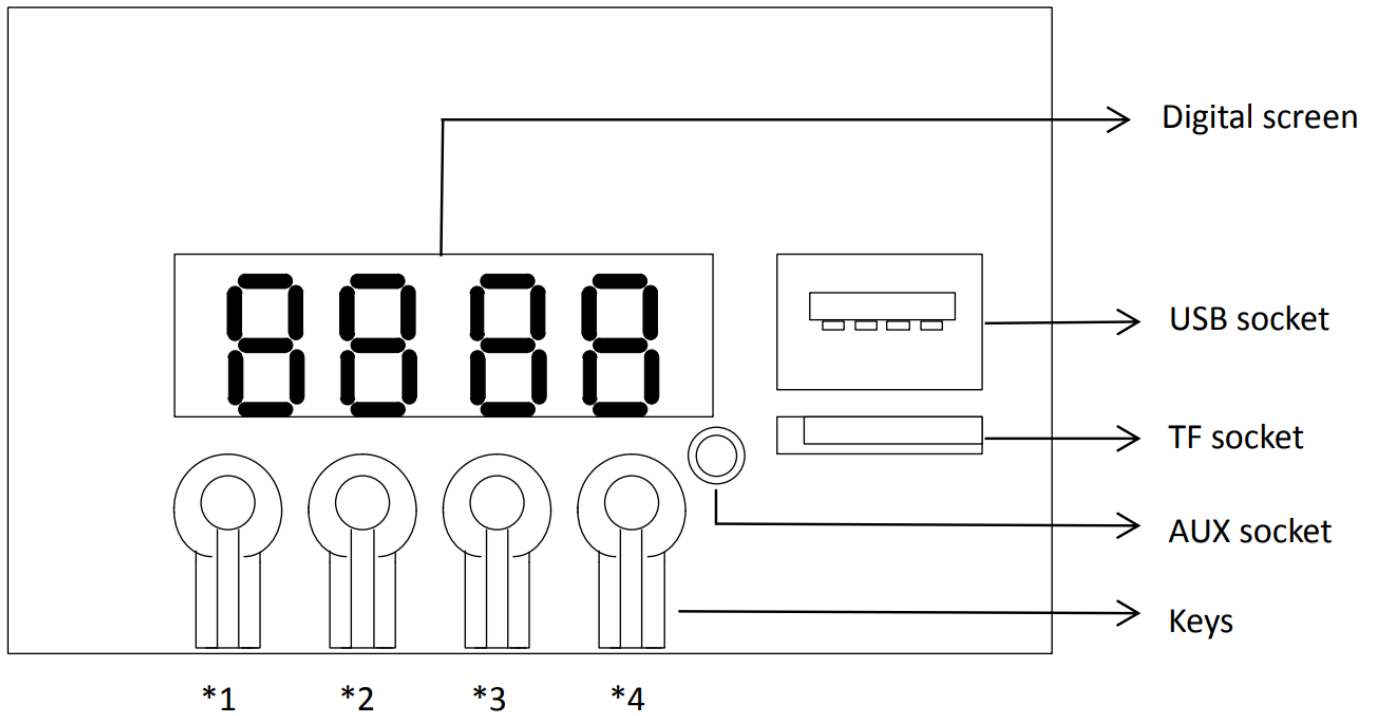
The Music player designed by our company has rich functions and simple operation. It includes a digital display, onboard button, steering wheel external key, local audio source, USB audio source, TF sound source, aux sound source, Bluetooth audio source, FM radio, and other functions.

- The Music player is powered on and starts automatically, and plays music.
- The digital screen can display the battery voltage, voice source switching, song switching and other states in real-time.
- The onboard button can switch the mode of the sound source, the previous song (volume decrease), the next song (volume increase), pause play and other functions.
- The external key can realize the next song and the horn sound. USB, TF, AUX sockets realize the function of

inserting sound source automatically.

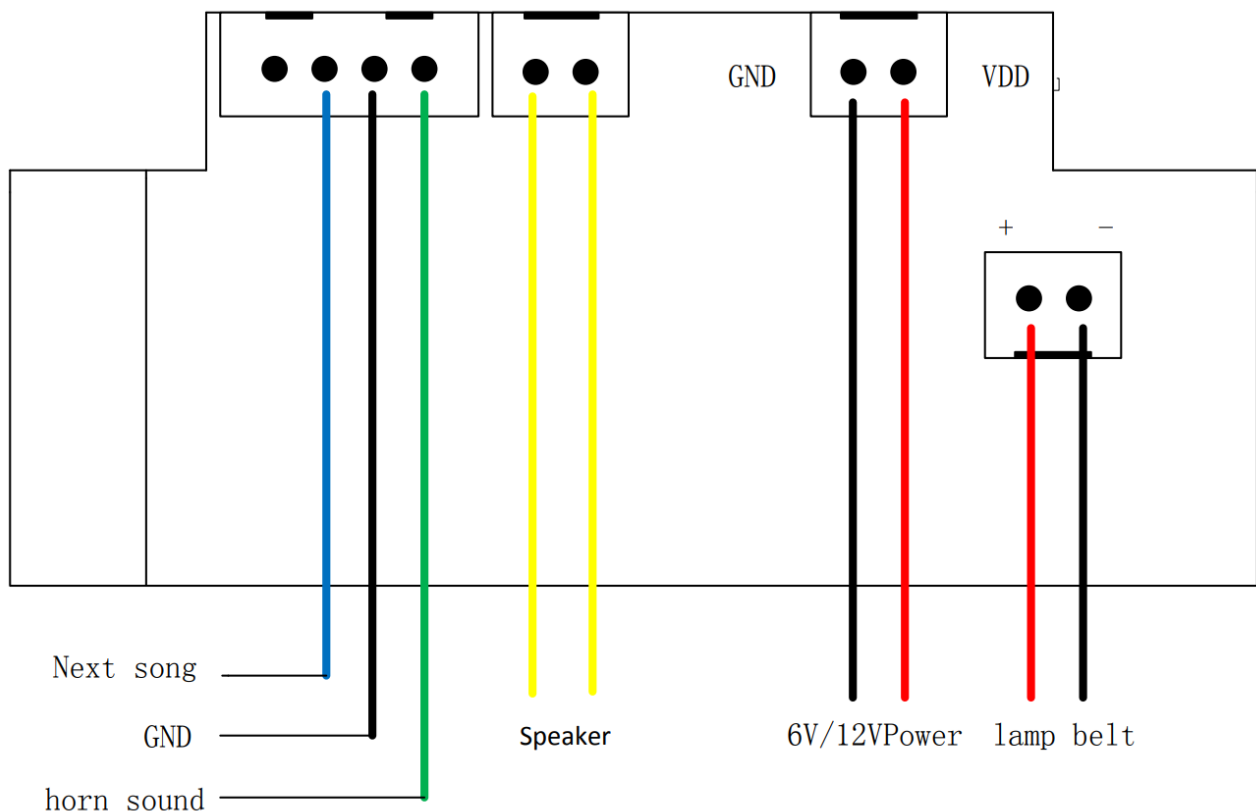
- In Bluetooth mode, the device is called "TOY CAR". The battery voltage, it is divided into 6V and 12V versions. Special functions can be customized.

Appearance structure



Key description:

- 1- Mode switch key. Modes include: story, music, FM, Bluetooth, etc
- 2- Previous song, Long press volume down
- 3- Pause. FM mode, Long press search station.
- 4- Next song, Long press volume up



Parameter description

| Parameter | Min | TYP | MAX | Unit |
|---------------------|-----|-----|-----|------|
| 12V version | 7 | 12 | 14 | V |
| 6V version | 4 | 6 | 8 | V |
| working temperature | -10 | | 40 | t |
| Lamp belt current | 0 | | 1 | A |
| Speaker Power | 0 | | 8 | W |
| USB | 0 | | 64 | Gb |
| TF | 0 | | 32 | Gb |

Applications

1. Children's Toys
2. Multimedia speaker

FCC WARNING

This device complies with part 15 of the FCC Rules. Operation is subject to the following two conditions: (1) this device may not cause harmful interference, and (2) this device must accept any interference received, including interference that may cause undesired operation. Any changes or modifications not expressly approved by the party responsible for compliance could void the user's authority to operate the equipment.


NOTE: This equipment has been tested and found to comply with the limits for a Class B digital device, pursuant to Part 15 of the FCC Rules. These limits are designed to provide reasonable protection against harmful interference in a residential installation. This equipment generates, uses, and can radiate radio frequency energy

and, if not installed and used in accordance with the instructions, may cause harmful interference to radio communications. However, there is no guarantee that interference will not occur in a particular installation. If this equipment does cause harmful interference to radio or television reception, which can be determined by turning the equipment off and on, the user is encouraged to try to correct the interference by one or more of the following measures:

- Reorient or relocate the receiving antenna.
- Increase the separation between the equipment and receiver.
- Connect the equipment into an outlet on a circuit different from that to which the receiver is connected.
- Consult the dealer or an experienced radio/TV technician for help.

To maintain compliance with FCC’s RF exposure guidelines, This equipment should be installed and operated with a minimum distance of 20cm from the radiator of your body: Use only the supplied antenna.

Documents / Resources

| | |
|-----------------------------------------------------------------------------------|----------------------------------------------------------------------------------------------------------------------------------------------------------------------------------|
|  | <p>Pinghu Zhimeng Technology BM01V10 Bluetooth Player [pdf] User Manual BM01V10, 2AL8L-BM01V10, 2AL8LBM01V10, BM01V10 Bluetooth Player, Bluetooth Player</p> |
|-----------------------------------------------------------------------------------|----------------------------------------------------------------------------------------------------------------------------------------------------------------------------------|