



PIMA ZEL508 Local Zone Expander Instruction Manual

[Home](#) » [PIMA](#) » PIMA ZEL508 Local Zone Expander Instruction Manual 

PIMA

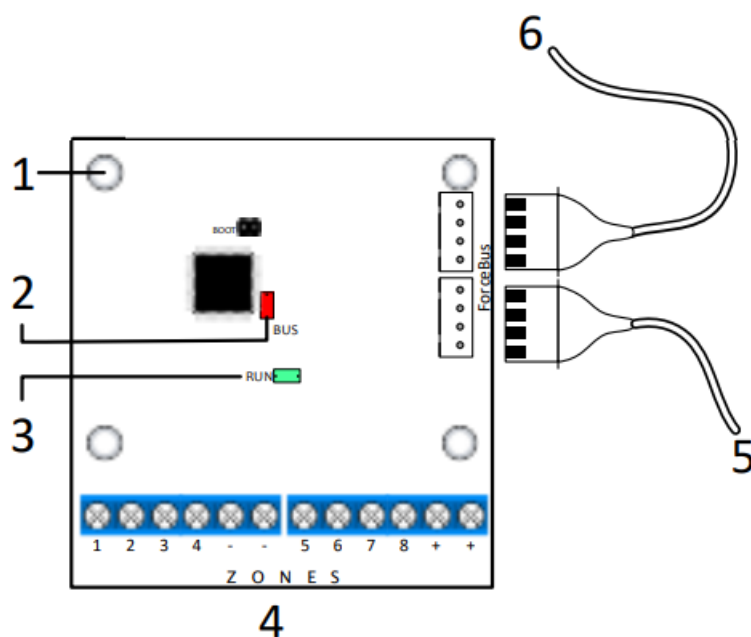
FOR BETTER PROTECTION

ZEL508

Installation Instructions



1	Mounting holes
2	RUN LED (card OK)
3	BUS LED (communication OK)
4	8 Zone inputs
5	BUS connection cable
6	Technician keypad's connection cable



Contents

- [1 ZEL508 Local 8-Zone Expansion Card](#)
- [2 Technical Specifications](#)
- [3 Content of the product package](#)
- [4 Ordering Information](#)
- [5 Documents / Resources](#)
 - [5.1 References](#)
- [6 Related Posts](#)

ZEL508 Local 8-Zone Expansion Card

ZEL508 is a local zone expansion card, designed for the FORCE security system. It allows adding eight zone inputs to the FORCE's eight onboard zones. The card is installed on the control panel's rack and connects to the BUS using a special cable (supplied).

The ZEL508 has two flashing LEDs: RUN, which indicates that the card is running OK, and BUS, which indicates that the card communicates over the BUS.

For complete information, see the FORCE's Installation guide (P/N: 4410459).

Technical Specifications

- Zone inputs: 8 (can be EOL supervised)
- Operating Voltage Range: 10-15VDC


- Current Consumption: 30mA
- Sizes: 8.2 X 7.5cm
- Weight: 80gr
- CE compliance
- Operating Temperature: °C -10 to +55

Content of the product package

- ZEL508 expansion card
- Mounting screws (4)
- BUS connection cable
- This guide

How to mount and install the ZEL508

1. Mount the expansion card on the control panel's rack, to the left, on the four designated standoffs, using the supplied screws.
2. Connect the supplied cable between one of the identical Molex sockets on the card (no. 5 or 6 on the above figure), and the FORCE BUS connector on the control panel.
3. Use the other Molex connector on the card for connecting a technician keypad.



Ordering Information

- ZEL508: P/N 8330011

Limited Warranty

PIMA Electronic Systems Ltd. does not represent that its product may not be compromised and/or circumvented, or that the Product will prevent any death, personal and/or bodily injury, and/or damage to property resulting from burglary, robbery, fire or otherwise, or that the Product will in all cases provide adequate warning or protection. The User understands that a properly installed and maintained equipment may only reduce the risk of events such as burglary, robbery, and fire without warning, but it is not insurance or a guarantee that such will not occur or that there will be no death, personal damage and/or damage to property as a result.

Read this guide in its entirety before attempting to program or operate your system. Should you misunderstand any part of this guide, please contact the supplier or installer of this system.

Copyright © 2018 PIMA Electronic Systems Ltd. All rights reserved. E&OE

Manufactured by
PIMA Electronic Systems Ltd. WWW.PIMA-ALARMS.COM
5 Hatzoref Street, Holon 5885633, Israel.
Tel: +972.3.6506414 Fax: +972.3.5500442
Email: support@pima-alarms.com


P/N: 4410473

4410473

Revision: B, XX Multi, May 2022



Documents / Resources

	<p>PIMA ZEL508 Local Zone Expander [pdf] Instruction Manual ZEL508, Local Zone Expander, Zone Expander, ZEL508, Expander</p>
---	--

References

- Alarms.com
- PIMA [Pima Electronic Systems | Residential & Commercial Security Systems](#)
- PIMA [Pima Electronic Systems | Residential & Commercial Security Systems](#)