



Picksmart ESL Wireless Pick To Light System Instruction Manual

[Home](#) » [Picksmart](#) » Picksmart ESL Wireless Pick To Light System Instruction Manual 

Contents

- [1 Picksmart ESL Wireless Pick To Light System](#)
- [2 Product Information](#)
- [3 Product Using Instructions](#)
- [4 Product Features](#)
- [5 Product parameter](#)
- [6 System structures](#)
- [7 Power supply mode](#)
- [8 Mounting Way](#)
- [9 DEMO](#)
- [10 Contact Information](#)
- [11 FCC STATEMENT](#)
- [12 Documents / Resources](#)
 - [12.1 References](#)



Picksmart ESL Wireless Pick To Light System



Product Information

Introduction

The wireless pick to light system is a logistics auxiliary operation system developed by using advanced electronic technology and communication technology. It is usually used in the sorting link of warehousing or logistics distribution center. Its advantages include fast picking speed, high efficiency, low error rate, and paperless standardized operation. The wireless pick to light system can be integrated with WMS, ERP, and other management systems.

Product Features

- Refresh the screen wirelessly
- The refresh speed is fast, and the frame rate is less than 1 second
- Label indicator lights are colored LED lights, which can display multiple colors independently
- 3 function keys and 1 large light button (2 in 1 button) to support light picking
- **Ultra-thin shell, thickness:** 15-20mm
- Standard AA battery power supply, no wiring
- Long battery life, lasting more than 3-5 years (10 times/day)
- The content displayed on the screen can be DIY according to your needs, which can support: text, bar code, two-dimensional code, picture (the size and position of these fields can be adjusted)
- **Interface mode:** the service software side can communicate data with the label management software side through HTTP protocol and Json format

Product Using Instructions

Product Parameters

System structure: V1.2 (for older versions) / V1.4 (latest version)

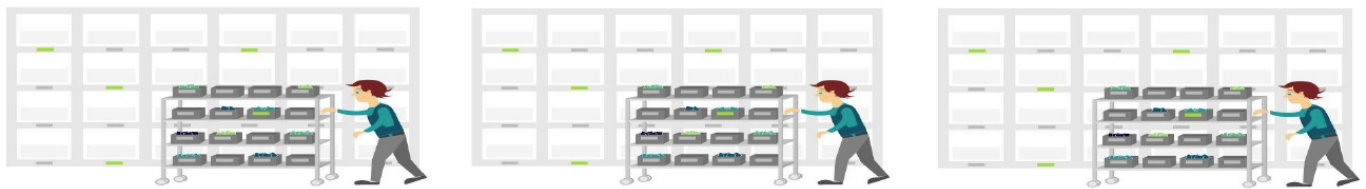
Power Supply Modes

- AA*4 battery pack power supply (Battery version)
- DC24V External power supply

Mounting Ways

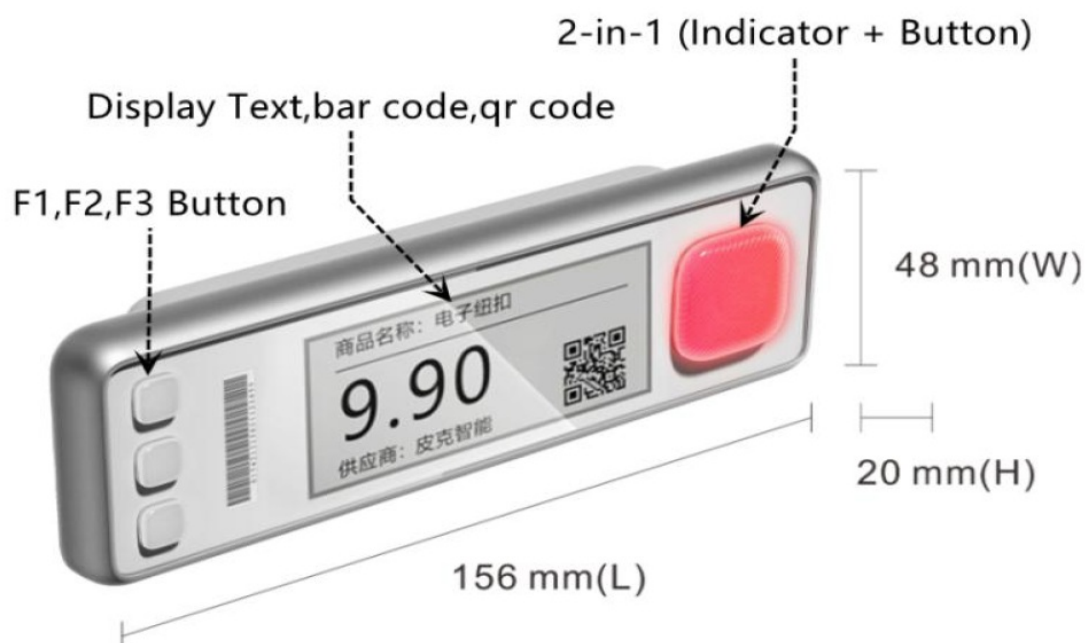
- Magnetic fixed installation mode (for battery version)
- Paste fixed holder
- Track groove fixation (customizable)

The Summary of Wireless Pick To Light System:



The wireless pick to light system is a logistics auxiliary operation system developed by using advanced electronic technology and communication technology. It is usually used in the sorting link of warehousing or logistics distribution center. Its advantage is fast picking speed, high efficiency, low error rate, and paperless, standardized operation. The wireless pick to light system can be integrated with WMS, ERP, and other management systems. The wireless pick to light system is a set of electronic equipment installed on the shelf storage. Through the control of computer and software, the indicator light or digital display is used as an auxiliary tool to guide the workers to complete the work correctly, quickly and easily.

Product Features



1. Refresh the screen wirelessly

2. The refresh speed is fast, and the frame rate is less than 1 second
3. Label indicator lights are colored LED lights, which can display multiple colors independently
4. 3 function keys and 1 large light button (2 in 1 button) to support light picking
5. **Ultra-thin shell, thickness: 15-20mm**
6. Standard AA battery power supply, no wiring
7. Long battery life, lasting more than 3-5 years (10 times/day)
8. **The content displayed on the screen can be DIY according to your needs, which can support:** text, bar code, two-dimensional code, picture (the size and position of these fields can be adjusted), two-dimensional code, barcode in the interface are all in the form of string display, our label management software will automatically generate the content received graph style, push and display on the screen.
9. **Interface mode:** the service software side can communicate data with the label management software side through HTTP protocol and Json format, and the label management software will generate pictures of the data and send them to the base station, which will then send them to the label.

Product parameter



CK_Label_V23

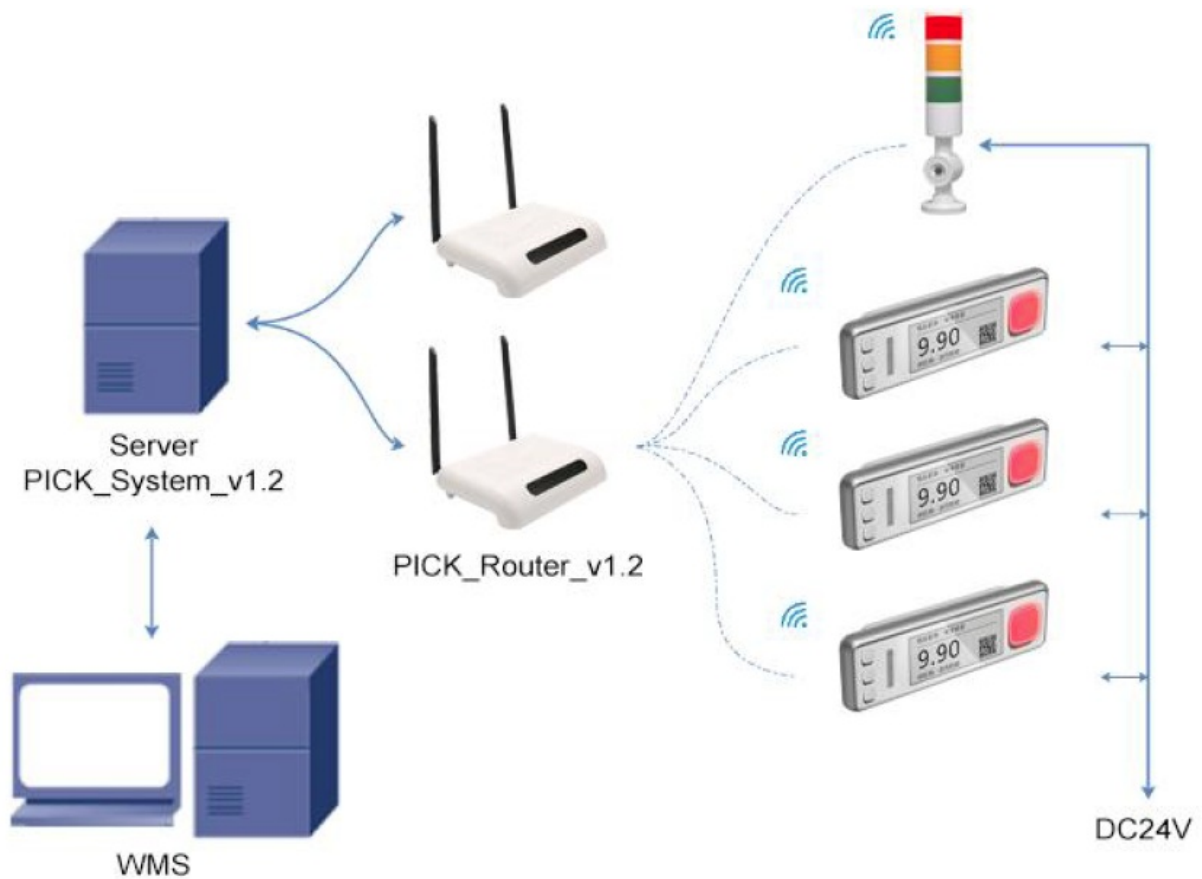
- **Model:** CK Label v23
- **Dimension:** 156*48*20mm

- **Screen Size:** 2.9 inch
- **Display Technology:** E ink
- **Resolution (Pixels):** 296*128
- **Pixel Density:** 112dpi
- **Pixel Color:** Black & White
- **Case Color:** Black & Silver Gray
- **Button:** 4 Buttons
- **Indicator Light:** 4 RGB Lights
- **LED Color:** 7 Colors (Red/Green/Blue/Yellow/ Purple/White/Cyan)
- **Working Temperature:** 0-50°C
- **Operating Frequency:** 915MHz
- **Viewing Angle:** 180°
- **Displayable Content:** Text/Picture/Barcode/QRcode
- **Power:** Battery Power / DC 24V
- **Battery Capacity:** AA*4
- **Battery Lifetime:** >3 years (10 times per day)
- **Communication Mode:** Wireless
- **Wireless Firmware Update:** Yes
- **Template Design DIY:** Yes
 - Communication Equipment
 - **Gateway:** PICK_Router_V1.4 / PICK_Router_V1.2

#THIS SPECIFICATION VARIES ACCORDING TO THE INSTALLATION ENVIRONMENT AND USER SCENARIOS

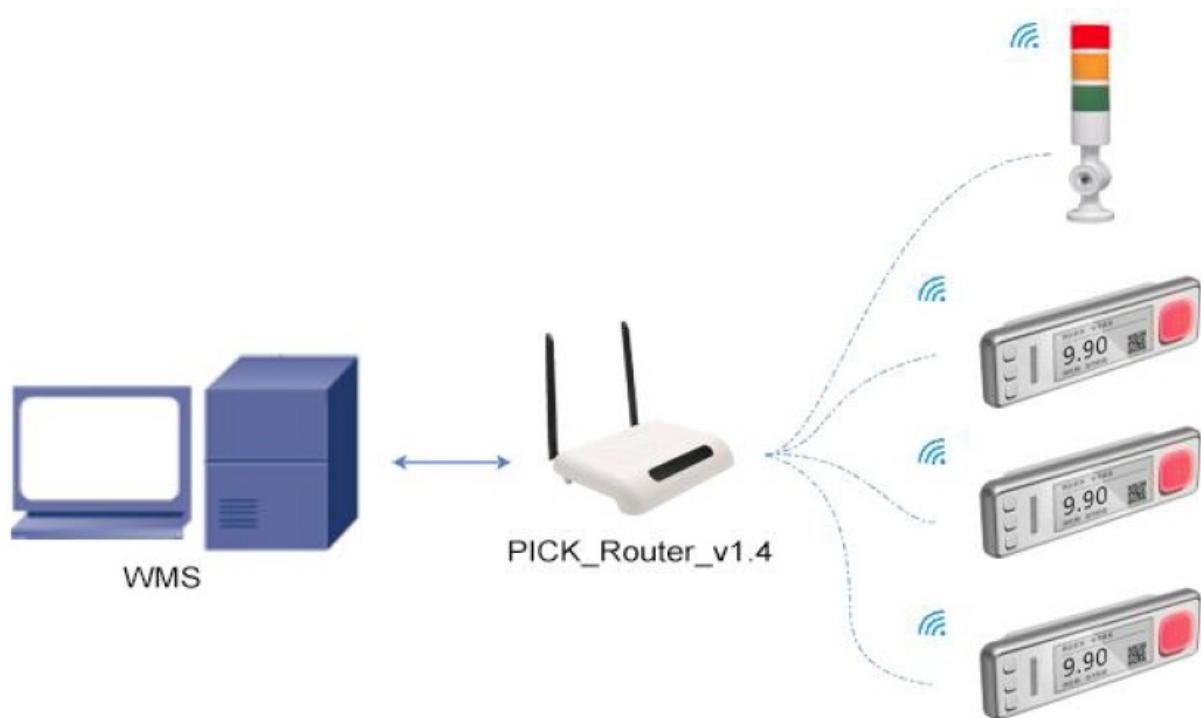
System structures

System structure V1.2



The wireless pick to light system is to send instructions via the PC or PDA/scanning gun, and forward them through the controller. The LED light or screen on the picking tag is controlled to guide the worker to the specified location accurately and quickly to manual picking, putting, sorting, and assembling.

System structure V1.4




Note: The V1.4 version of the controller built-in server program, users only send operation instructions to the controller to achieve data transmission, easier to use.

Power supply mode

Two power supply modes




1. AA*4 battery pack power supply (Battery version)



2. DC24V External power supply

Mounting Way

1. Magnetic fixed installation mode (for battery version):



2. Paste fixed holder



3. Track groove fixation customizable



DEMO

Heads



Tails



Contact Information

PICKSMART TECHNOLOGY CO.,LTD.

High quality intelligent hardware products and system solutions provider

PICKSMART TECHNOLOGY CO., LIMITED

Celine Zhao



- **Email:** zhaoxl@picksmart.cn
- **Whatsapp:** +8617666059910
- **Skype:** 8617666059910
- **Tel:** +8617666059910
- **Wechat:** 17666059910
- **Address:** Room 406, Deguanting Business Center, Xin'an 3rd Road, Bao'an 28th District, Shenzhen City, China

Scan



FCC STATEMENT

Federal Communications Commission (FCC) Statement. This device complies with part 15 of the FCC Rules. Operation is subject to the following two conditions:

1. This device may not cause harmful interference.
2. This device must accept any interference received.

including interference that may cause undesired operation. Note: This equipment has been tested and found to comply with the limits for a Class B digital device, pursuant to part 15 of the FCC Rules. These limits are designed to provide Reasonable protection against harmful interference in a residential installation. This equipment generates, uses and can radiate radio frequency energy and, if not installed and used in accordance with the instructions, may cause harmful interference to radio communications. However, there is no guarantee that interference will not occur in a particular installation. If this equipment does cause harmful interference to radio or television reception, which can be determined by turning the equipment off and on, the user is encouraged to try to correct the interference by one or more of the following measures:


- Reorient or relocate the receiving antenna.
- Increase the separation between the equipment and receiver.
- Connect the equipment into an outlet on a circuit different from that to which the receiver is connected.
- Consult the dealer or an experienced radio/TV technician for help.

Warning: Changes or modifications made to this device not expressly approved by Picksmart Technology Co., Limited may void the FCC authorization to operate this device.

Note: The manufacturer is not responsible for any radio or TV interference caused by unauthorized modifications to this equipment. Such modifications could void the user's authority to operate the equipment.

RF exposure statement: This device complies with FCC RF radiation exposure limits set forth for an uncontrolled environment. The device is installed and operated without restriction.

Documents / Resources

	<p>Picksmart ESL Wireless Pick To Light System [pdf] Instruction Manual 2BCKG-LABEL23, 2BCKGLABEL23, ESL Wireless Pick To Light System, Wireless Pick To Light System, Pick To Light System, Light System</p>
---	--

References

