



Pic BUG Zapper and Motion LED Light Owner's Manual

[Home](#) » [PIC](#) » Pic BUG Zapper and Motion LED Light Owner's Manual 

Pic BUG Zapper and Motion LED Light Owner's Manual



Contents

- [1 IMPORTANT SAFETY INSTRUCTIONS](#)
- [2 INSTALLATION](#)
- [3 OPERATION](#)
- [4 INSTRUCTIONS](#)
- [5 CLEANING](#)
- [6 Documents / Resources](#)
- [7 Related Posts](#)

IMPORTANT SAFETY INSTRUCTIONS



ELECTRIC SHOCK RISK DO NOT TOUCH THE ELECTRIC NET

Thank you for choosing the PIC® Pest Free Living Bug Zapper & Motion LED Light. Please read the instruction manual carefully to ensure use of this product complies with all safety regulations. –

The unit is equipped with UV-Align that activates in low light/darkness and an inner zapping grid that kills bugs on contact. The bright white motion LED light is suitable for illuminating the area and stays on for approximately 30 seconds after motion is no longer detected.

INSTALLATION

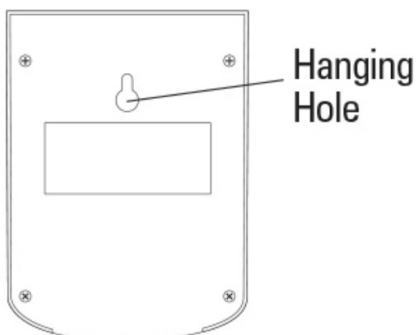
It is recommended you install the unit in a location which provides the unit's solar panel several hours of direct sunlight during the day. Use the provided anchor and screw to mount the unit.

OPERATION

After installing, press the power button. The unit should be fully charged after a full day of direct sunlight exposure. You should not need to press the power button again. After the unit is fully charged, it will activate at night. When the battery drains, the solar panel will recharge the unit.

INSTRUCTIONS


- **EASY INSTALL**




- **CHARGES IN DAYLIGHT**



- **MOTION LEDs**



- **UV/ZAPPER**



CLEANING

Press the power button off. Wait 45 minutes until the zapping grid releases the charge. Only use the included plastic brush to gently brush away any accumulating debris.

CAUTION — High Voltage, keep out of reach of children.

CAUTION — High Voltage, power off unit before servicing.

CAUTION — Collected insects may be a fire hazard. Clean dead insects from the unit frequently.

CAUTION — ELECTRICAL SHOCK HAZARD MAY EXIST IF WATER FROM A GARDEN HOSE IS DIRECTED AT UNIT WHILE IN OPERATION.

CAUTION — Do not stick foreign objects, metal objects or fingers into the unit.

CAUTION — Do not tamper with or modify unit.

CAUTION — Do not clean unit while it is powered on.

CAUTION — Before cleaning, allow unit to sit for at least 45 minutes to release charge from electric grid.

CAUTION — Do not clean or spray the unit with water, cleaning spray, or any other liquid.

CAUTION — Do not submerge unit in water or any liquid.

CAUTION — Do not use flammable liquids around unit.

WARNING — Eye damage may result from directly viewing the light produced by this apparatus.

Manufactured For:

PIC® Corporation

1101-1107 W Elizabeth Ave.

Linden, NJ 07036 EPA Est. No. 92836-CHN-1

1-800-799-7302

U.S. Patent No. D868,933

STOCK#SOLAR-SL

MADE IN CHINA

v101918b



Documents / Resources



[Pic BUG Zapper and Motion LED Light](#) [pdf] Owner's Manual

Not mentioned, BUG Zapper and Motion LED Light, Zapper and Motion LED Light, Motion LED Light, LED Light, Light