



PHONAK Roger DigiMaster V2 FM Hearing System Instruction Manual

[Home](#) » [PHONAK](#) » PHONAK Roger DigiMaster V2 FM Hearing System Instruction Manual 



Contents

- [1 Roger DigiMaster V2 FM Hearing System](#)
- [2 Components and functions](#)
- [3 Switching Roger DigiMaster on](#)
- [4 Connecting Roger DigiMaster](#)
- [5 How to use Roger DigiMaster](#)
- [6 Bluetooth® Pairing](#)
- [7 Operating range](#)
- [8 Audio connection](#)
- [9 Network compatibility](#)
- [10 Indicator light \(LED status\)](#)
- [11 Operating conditions](#)
- [12 Documents / Resources](#)

Roger DigiMaster V2 FM Hearing System



Roger DigiMaster /V2

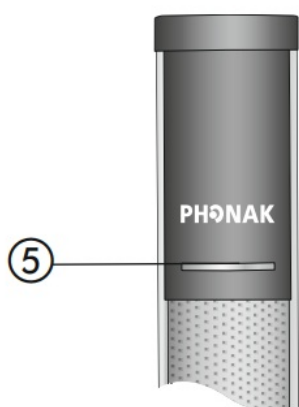
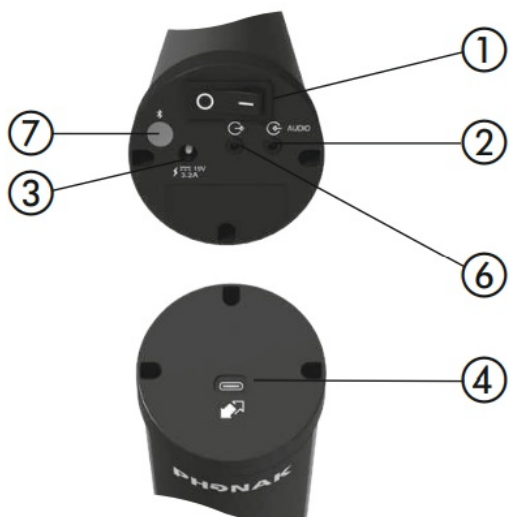


Start

Components and functions

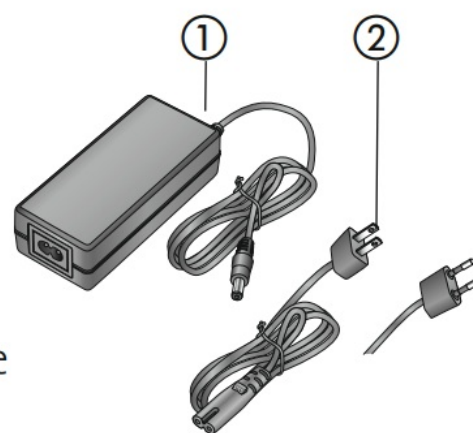
Roger DigiMaster

1. On/off
2. 3.5 mm audio input
3. Power socket
4. USB C
5. Indicator light (LED)
6. 3.5 mm audio output
7. Bluetooth




Power supply
Stromversorgung
Alimentation
Alimentación

- ① Power supply
- ② US and EU cable

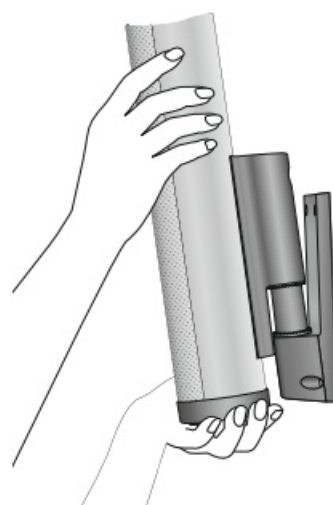


Package contents may vary slightly depending on your country

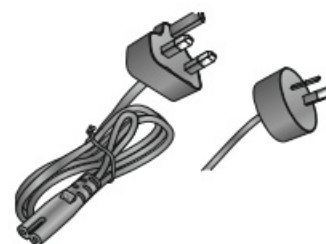
Option:
DigiMaster Floor stand + bag



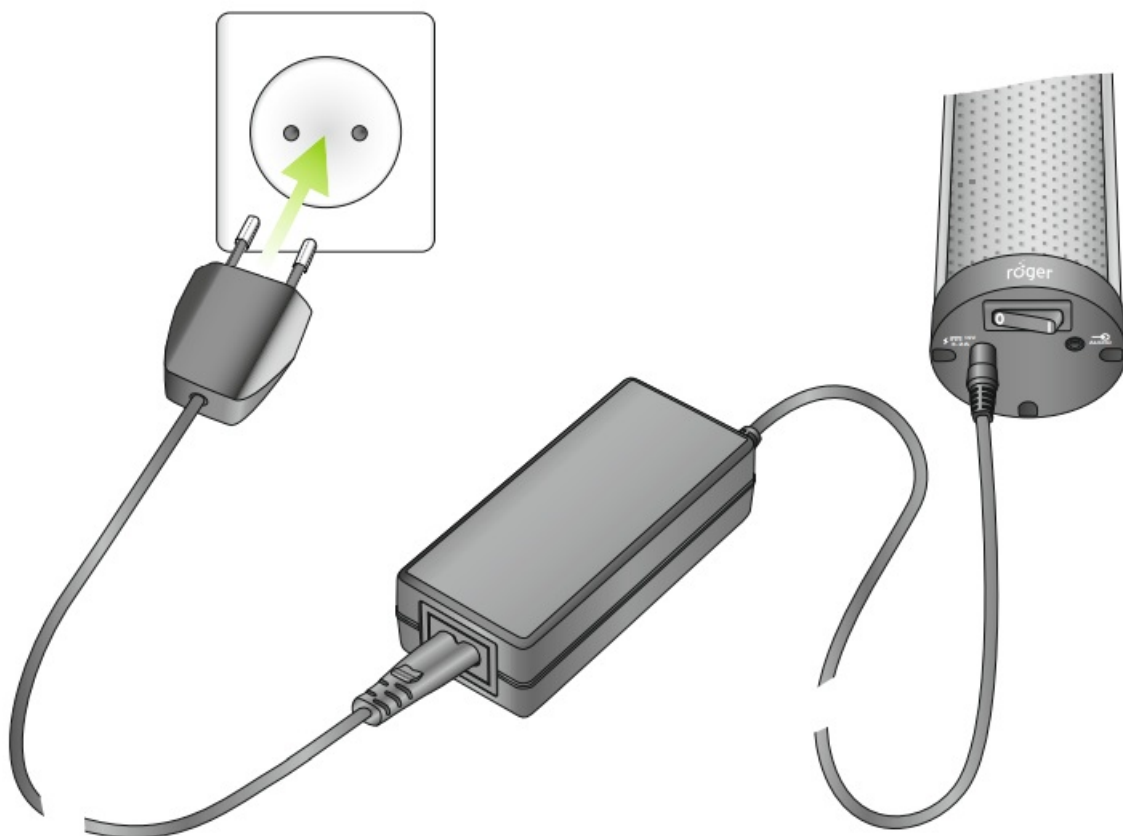
Option:
Wall mount kit



Option:
UK and AU cable



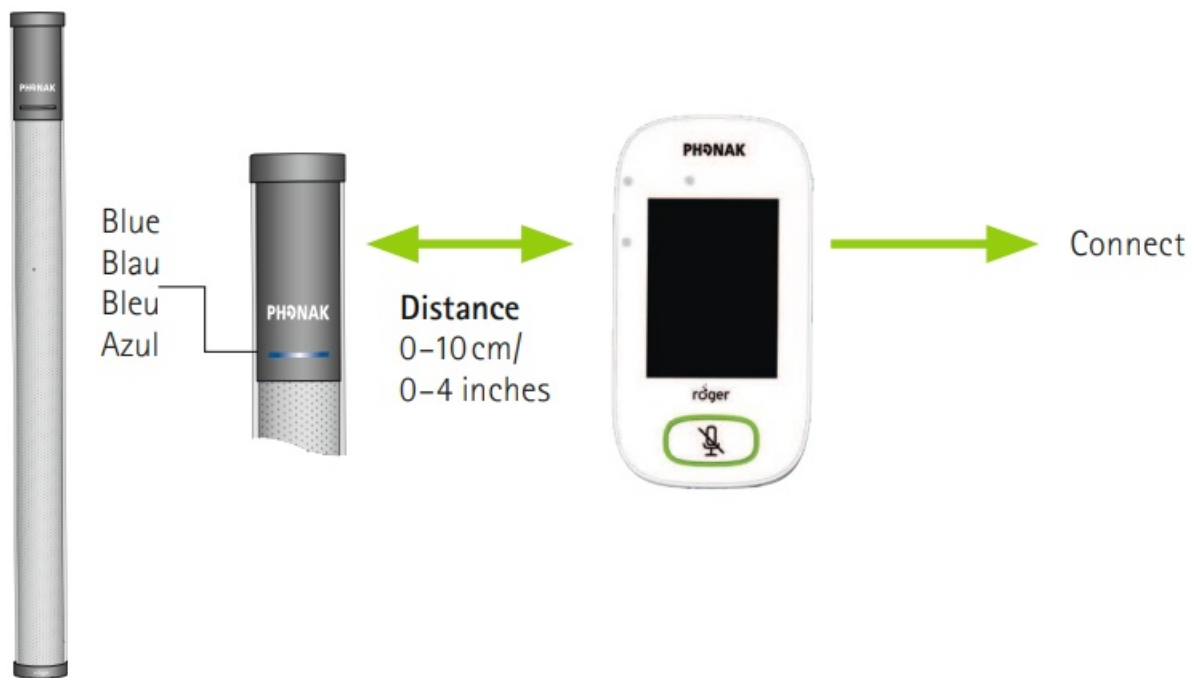
Mains



Switching Roger DigiMaster on




Connecting Roger DigiMaster






 Connect Roger DigiMaster before first use (Connect).

Connecting Roger DigiMaster



How to use Roger DigiMaster



 Same loudspeaker position whether using floor stand or wall mount.

Bluetooth® Pairing



1. Press shortly the Bluetooth button on the DigiMaster
2. LED: fast blue blinking (60 s pairing mode)
3. Pair the device (BT settings: DigiMaster xxxx)
4. LED: connected, blinking blue twice (1 s)

Operating range

Roger microphone

Roger DigiMaster



Up to 25 meters/
85 feet



Out of range! If distance greater than 25 meters / 85 feet





Audio connection


Roger DigiMaster



Network compatibility



Indicator light (LED status)



Operating conditions

+0° to +40° Celsius / +32° to + 104° Fahrenheit
 < 95% (non condensing) relative humidity



Use of accessories, transducers and cables other than those specified or provided by the manufacturer of this equipment could result in increased electromagnetic emissions or decreased electromagnetic immunity of this equipment and result in improper operation.



Do not expose your device to temperatures and humidity outside of the recommended conditions stated in the User Guide.



For charger , use only IEC 62368- and/or EN60601-1 certified equipment with an output rating of 19 VDC, 3200 mA.



Do not use the device in areas where electronic equipment is prohibited.



Keep this device out of reach of children aged under 3 years.



Bluetooth®

The Bluetooth® word mark and logos are registered trademarks owned by Bluetooth SIG, Inc. and any use of such marks by Son ova AG is under license.



Son ova Communications AG
 Herrenschwandweg 4
 CH-3280 Morten
 Switzerland


sonova
 HEAR THE WORLD



029-3306/V1.00/2022-09/an

© 2022 Son ova AG All rights reserved

Documents / Resources

	<p>PHONAK Roger DigiMaster V2 FM Hearing System [pdf] Instruction Manual Roger DigiMaster V2, Roger DigiMaster V2 FM Hearing System, FM Hearing System, Hearing System</p>
---	--

Manuals+.