



PHILIPS XGC015 LED/730 Essential SmartBright Solar String Instruction Manual

[Home](#) » [Philips](#) » PHILIPS XGC015 LED/730 Essential SmartBright Solar String Instruction Manual 

Contents

- [1 PHILIPS XGC015 LED/730 Essential SmartBright Solar String](#)
- [2 Mounting instruction](#)
- [3 Product Size and Mounting Instruction](#)
- [4 DIMENSION](#)
- [5 Application Notes:](#)
- [6 Documents / Resources](#)
- [7 Related Posts](#)

PHILIPS

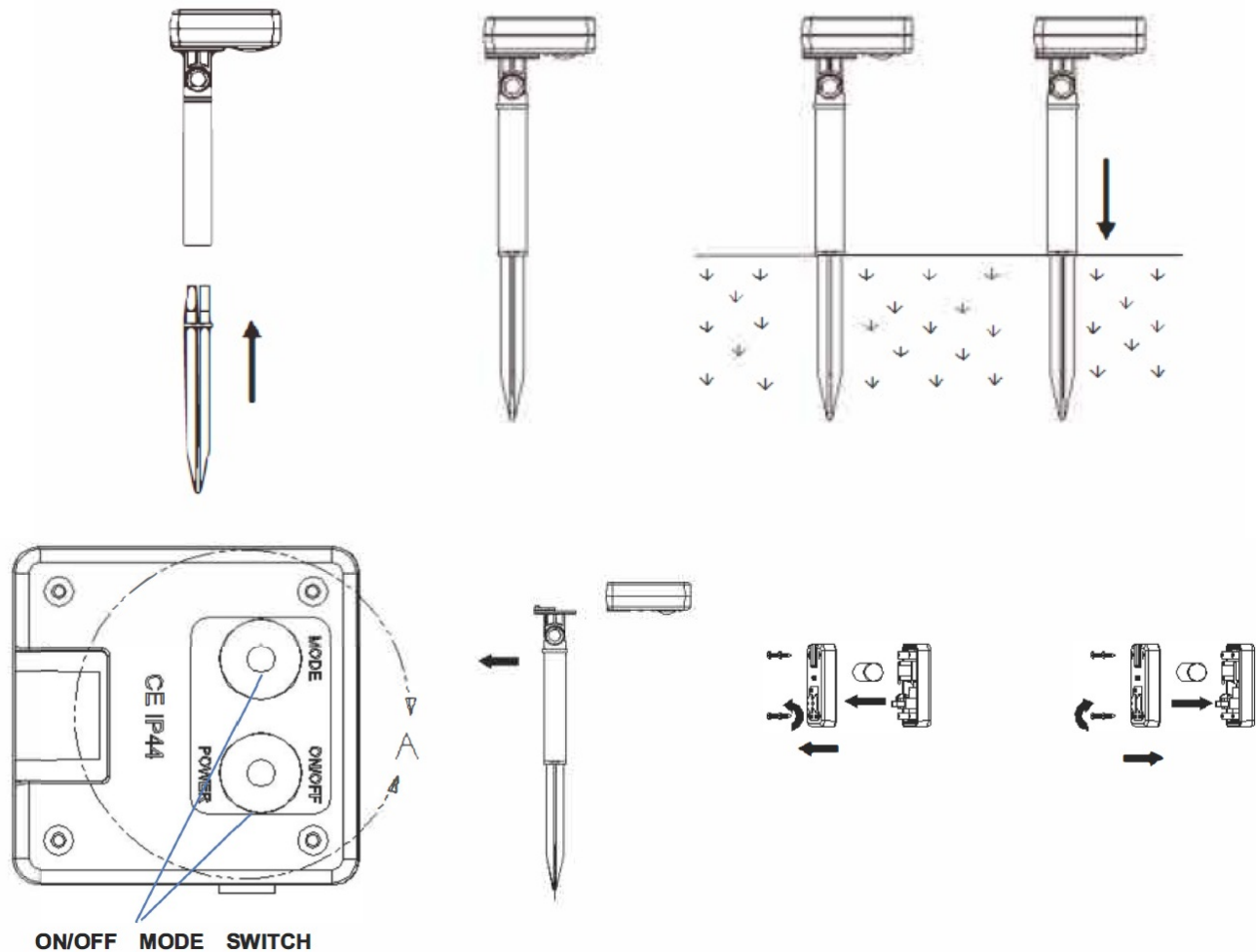
PHILIPS XGC015 LED/730 Essential SmartBright Solar String



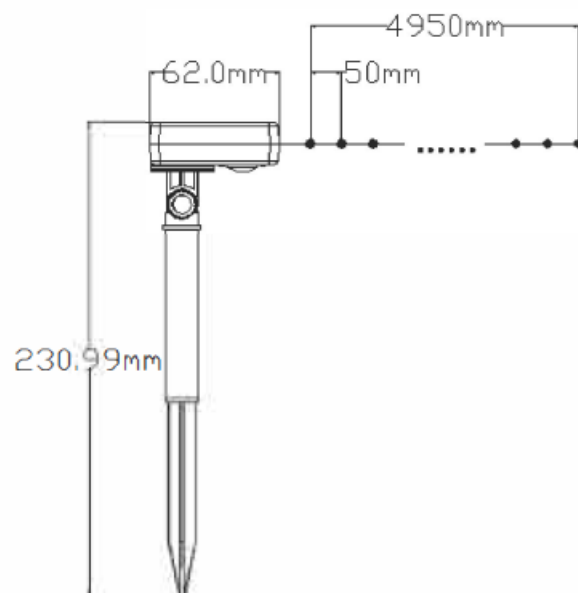
Mounting instruction

Type Number	Flux(lm) For Light Source	Battery type	Battery parameter	PV parameter	CCT	Ta
XGC015 LED/730	3lm	NI-MH AA	1.2 V/600 mAh	2V/0.24W	3000K	0-45°C
XGC015 LED/RGBW	3lm	NI-MH AA	1.2 V/600 mAh	2V/0.24W	RGBW	0-45°C

Product Size and Mounting Instruction



DIMENSION



Application Notes:


- Installed in a place where the sunlight can reach, avoid shade from trees, buildings, etc., so that the solar panels receive as much sunlight as possible to charge the battery. During consecutive rainy days, light on duration time may be affected.
- There shall not be any light source over the solar panel at night, as it may interface with the operations of the product.
- Switch on the product, and charge the product under sunlight for 8 hours before first use
- The product does not need any external electrical connection, it works 100% on solar energy
- The product work automatically, turn on at dusk and turn off at dawn
- If the light is dim or does not light up, the battery may be low, please try again after charging in the sun
- The solar light contains a rechargeable battery, it could be replaceable by only recommended rechargeable batteries type. After the replacement of the battery, please close the door properly to maintain ingress protection.
- The products can be stored up to 6 months. In case it is required to store more than 6 months, it must be recharged in bright daylight. Otherwise, it may affect the battery lifetime performance.

Signify (China) Investment Co., Ltd.

Building No. 9, Lane 886, Tianlin Road, Minhang District, Shanghai, China Postal code: 200233

Philips and the Philips shield emblem are registered trademarks of Koninklijke Philips N.V,

Documents / Resources

	<p>PHILIPS XGC015 LED/730 Essential SmartBright Solar String [pdf] Instruction Manual XGC015 LED-730 IN, 911401856102, XGC015 LED 730, Essential SmartBright Solar String, XGC015 LED 730 Essential SmartBright Solar String, SmartBright Solar String, Solar String</p>
---	---