



PHILIPS SPT6307BL 3000 Series Keyboard Mouse Combo User Manual

[Home](#) » [Philips](#) » PHILIPS SPT6307BL 3000 Series Keyboard Mouse Combo User Manual 

Contents

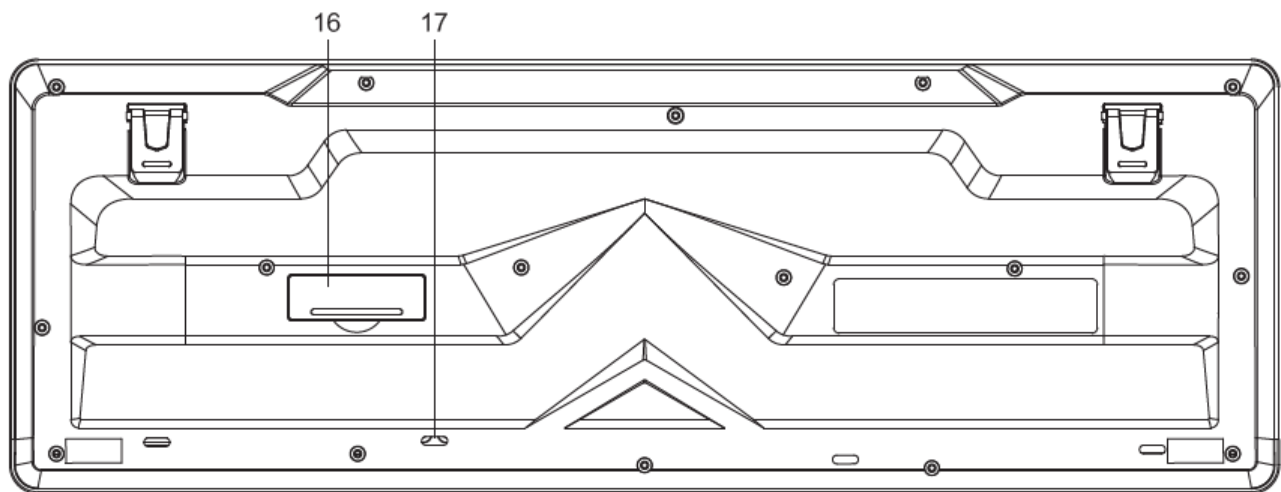
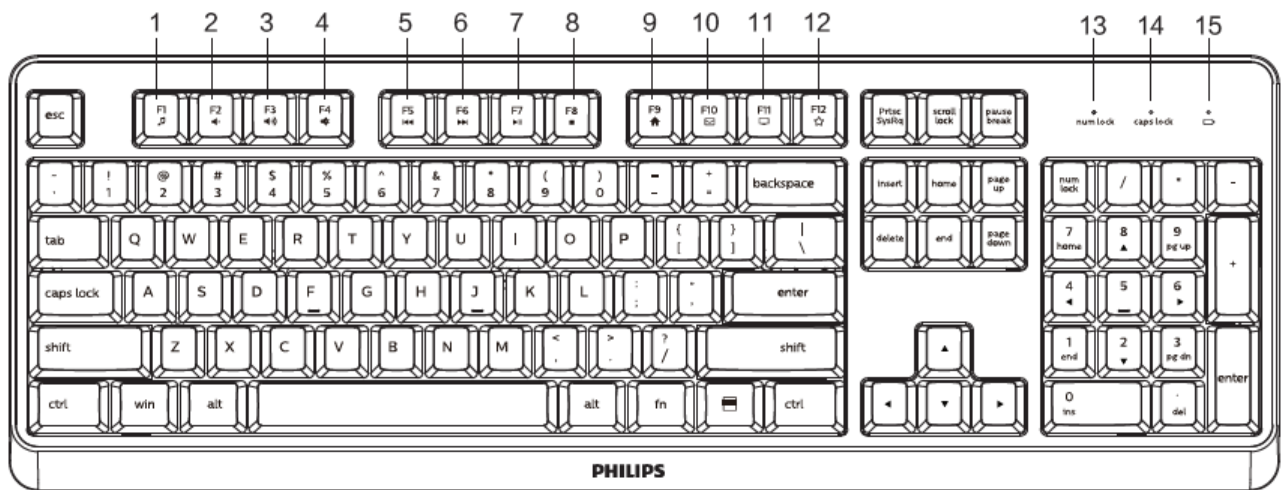
- 1 PHILIPS SPT6307BL 3000 Series Keyboard Mouse Combo
- 2 Function overview of the keyboard
- 3 Function overview of the mouse
- 4 Connection Guide
- 5 Packaging contents
- 6 System requirement
- 7 Technical specifications
- 8 Troubleshooting
- 9 Documents / Resources
 - 9.1 References
- 10 Related Posts



PHILIPS SPT6307BL 3000 Series Keyboard Mouse Combo

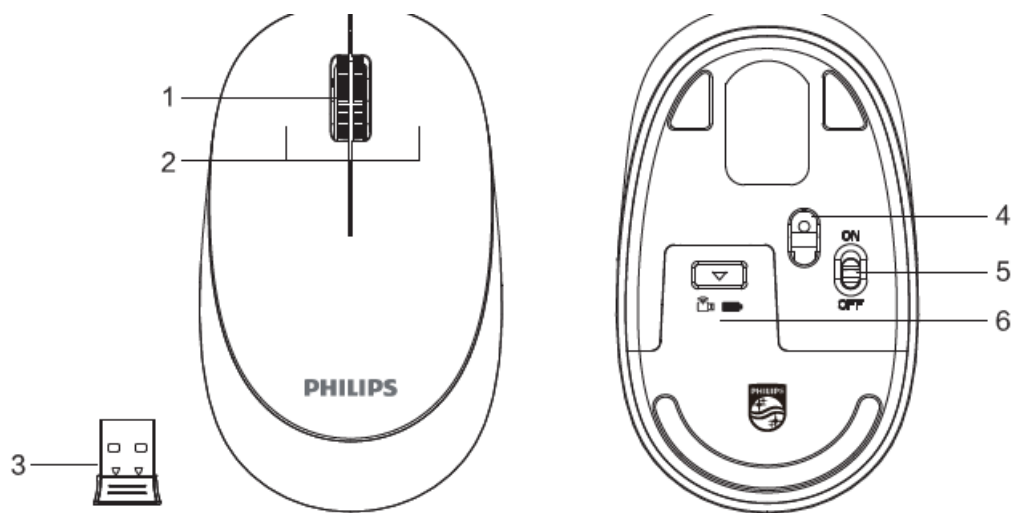


Function overview of the keyboard



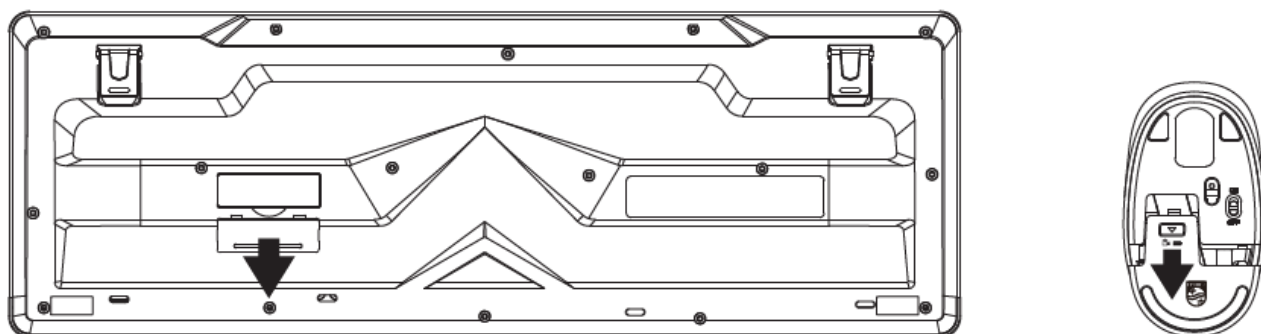
1. fn+ : Media player
2. fn+ : Volume –
3. fn+ : Volume +
4. fn+ : Mute
5. fn+ : Prev song
6. fn+ : Next song
7. fn+ : Play/Pause
8. fn+ : Stop
9. fn+ : Homepage
10. fn+ : Email
11. fn+ : My computer
12. fn+ : Favorite
13. Number lock indicator
14. Caps lock indicator
15. Low battery indicator
16. Battery door
17. Drainage hole

Function overview of the mouse

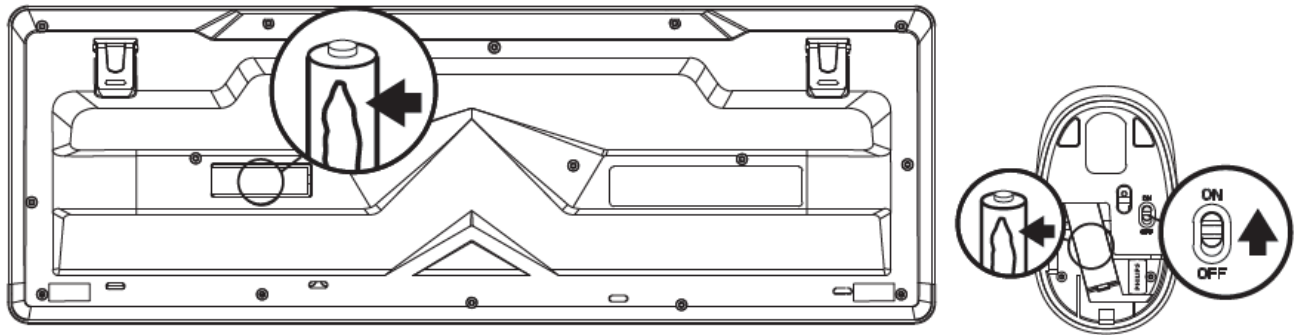


1. Scroll wheel
2. Left and right buttons
3. Wireless receiver
4. Optical sensor
5. ON/OFF switch
6. Battery door

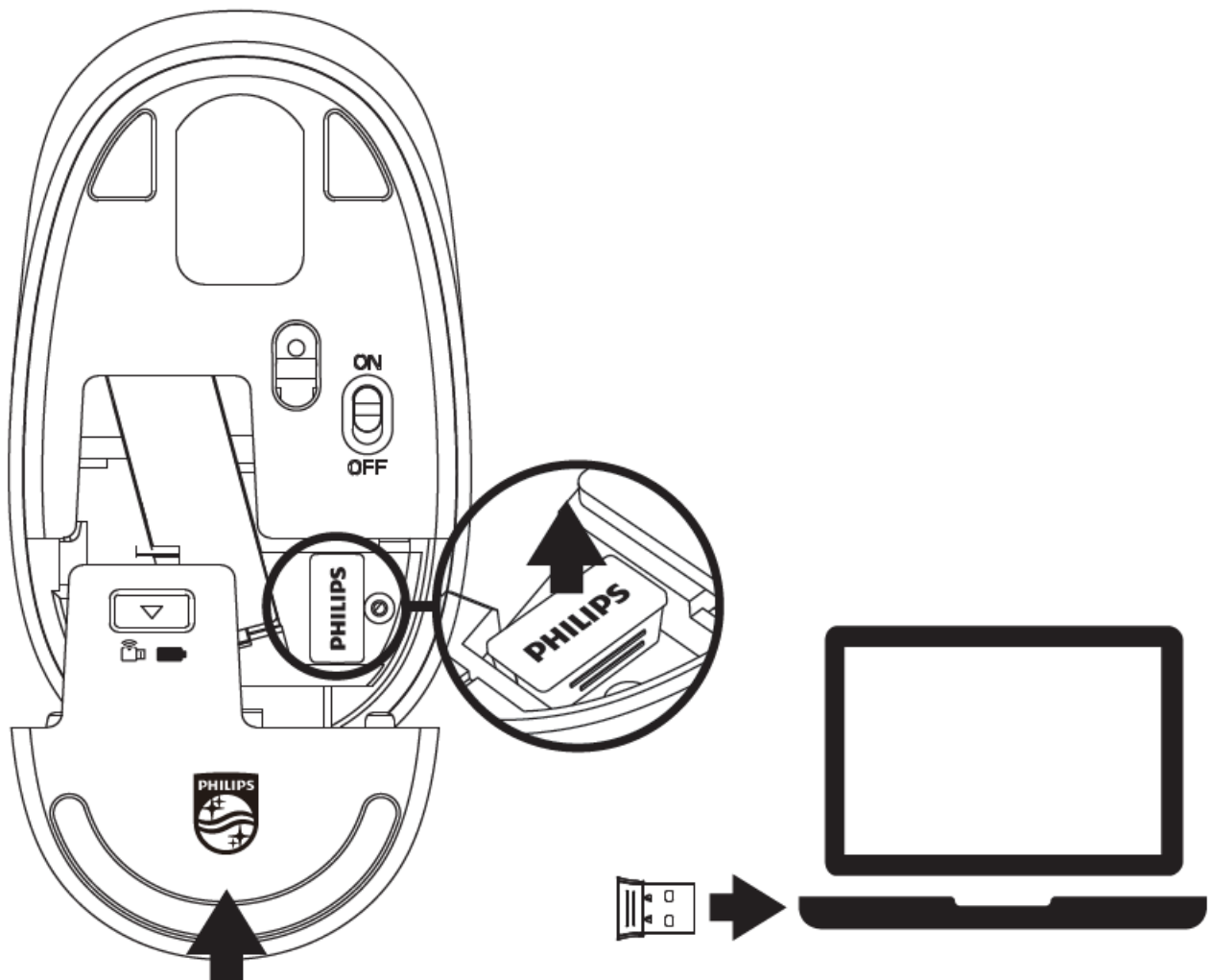
Connection Guide



1. Push the battery door away.



2. Pull off the battery insulating film. Turn on the power switch.



3. Take out the receiver and close the battery door.

4. Plug the receiver into the USB port of a PC.

Packaging contents

1. Wireless keyboard and mouse
2. Wireless receiver
3. User Manual and important information
4. 1*AA battery (inside mouse)
5. 1*AA battery (inside keyboard)

System requirement

1. 1 x USB port
2. Windows® 7, Windows® 8, Windows® 10 or later, Android 3.2 and above; Mac OS 10.5 or later

Note: Multimedia functions are partially invalid in different OS versions.

Technical specifications

1. Connectivity 2.4GHz wireless
2. Working distance: about 15m
3. Number of buttons 3
4. Button lifespan: 3 million clicks
5. Keyboard keys lifespan: 8 million keystrokes
6. Resolution 1600 DPI
7. Power supply: 1*AA Philips battery(mouse), 1*AA Philips battery(keyboard)
8. Interface: USB wireless receiver
9. Mouse size 110.2×65.6×34.8mm
10. Keyboard size 442.5×151.4×31mm
11. Product weight 589g ± 10g
12. Operating temperature range: 0 ° C to 40 ° C
13. Operating humidity range: 10% – 85%.

Troubleshooting

1. Make sure that the USB wireless receiver of the product is correctly plugged into the USB port of the computer.
2. Make sure the computer meets the minimum system requirement.
3. If the distance between the product and the receiver exceeds an effective range, please reduce the distance for better performance.


If you can't solve the problem, please try to find the solution from the Philips website or the nearest retailer. Please do not disassemble the product by force.

Attention

1. Photoelectric technology can correctly detect the movement of a mouse on most surfaces. Do not use the mouse on any reflective, transparent or uneven surfaces.

2. Please use dry and soft cloth to clean the product.
3. Do not disassemble the product by force.
4. Do not direct the light from the bottom of the mouse to your eyes.
5. Do not get in the rain or in the sun or fire.
6. Do not flush directly with water.

Documents / Resources

	<p>PHILIPS SPT6307BL 3000 Series Keyboard Mouse Combo [pdf] User Manual SPT6307BL, 3000 Series Keyboard Mouse Combo, SPT6307BL 3000 Series Keyboard Mouse Combo, Keyboard, Keyboard Mouse, Mouse, Keyboard Mouse Combo, Mouse Combo, Combo</p>
---	--

References

-  [Product registration | Philips](#)