



PHILIPS SPP4311WF Plug-In Remote Control with Wi-F User Manual

[Home](#) » [Philips](#) » PHILIPS SPP4311WF Plug-In Remote Control with Wi-F User Manual 

PHILIPS

Home Power
SPP4311WF/37

Contents

- [1 DOWNLOAD THE APP](#)
- [2 INSTALL THE WI-FI DEVICE](#)
- [3 SET UP AN ACCOUNT](#)
- [4 VOICE CONTROL](#)
- [5 FCC Warning](#)
- [6 Documents / Resources](#)
- [7 Related Posts](#)

DOWNLOAD THE APP



<https://byjasco.com/philips-wifi-app>

Scan the QR code above or search SmartSelect on the Apple App Store or on Google Play.




Manual/program button

- ON/OFF control
- Pair to network
- Restore factory defaults

1 grounded outlet
Always on

3 Wi-Fi outlets
Individually controlled



Remotely operate your Wi-Fi wall tap with the easy-to-use SmartSelect app. Follow the available instructions and resources to set up your Wi-Fi device.

INSTALL THE WI-FI DEVICE

1.



Plug the Wi-Fi wall tap into a grounded indoor outlet

2.



Plug the controlled device(s) into the Wi-Fi wall tap – power switch for the connected appliance(s) must be ON

SET UP AN ACCOUNT

1.



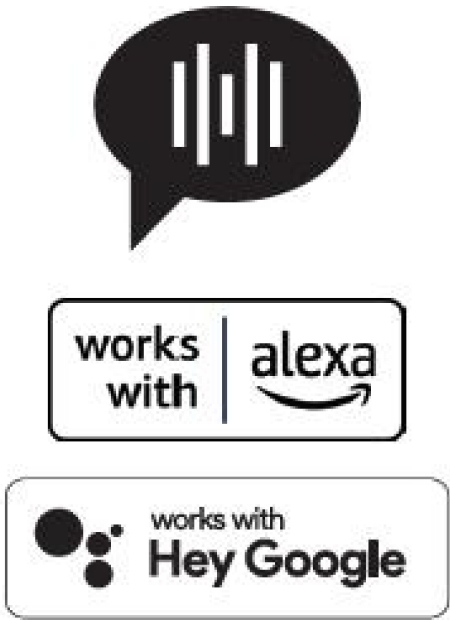
Create an account in the SmartSelect app

2.



Add devices, control the Wi-Fi wall tap from anywhere and create schedules.

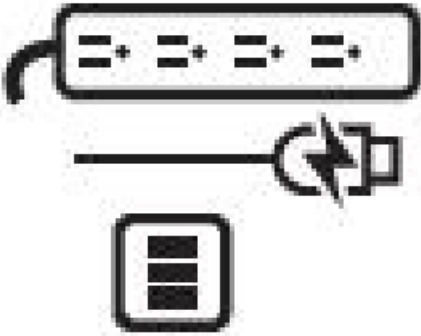

VOICE CONTROL



Compatible with Amazon Alexa and Google Assistant
Follow the steps in the Amazon Alexa or Google Assistant app the SmartSelect app or select “Account” in the SmartSelect app.
THANK YOU FOR YOUR PURCHASE!

	
Scan to watch a step-by-step video or visit https://byjasco.com/608691	Product instructions made easy

	
Get exclusive, web-only deals and more! Scan here or visit byjasco.com/deals	Register your Philips product

	<p>Need more accessories? For more Philips home and accessories, visit us at byjasco.com/po</p>
	<p>Like our product? Leave us a review on Amazon retailer website Have issues and need support? Call our U.S. 24/7, from 7 AM-8 PM (Central time) 1-844</p>

WARNING

- RISK OF ELECTRIC SHOCK
- DO NOT USE IN WET LOCATIONS
- KEEP CHILDREN AWAY
- USE INDOORS ONLY
- FULLY INSERT PLUG

RISK OF FIRE

- DO NOT EXCEED ELECTRICAL RATINGS

NOT FOR USE WITH

- AQUARIUMS OR OTHER WATER-RELATED PRODUCTS
- GENERATORS AND POWER INVERTERS
- MEDICAL LIFE-SUPPORT PRODUCTS



App Store is a service mark of Apple Inc. Android, Google, and Google Play are trademarks of Google LLC. Amazon, Alexa and all related logos are trademarks of Amazon.com, Inc. or its affiliates.

MADE IN VIETNAM

Philips and the Philips Shield Emblem have registered trademarks of Koninklijke Philips N.V. and are used under

license. This product has been manufactured by and is sold under the responsibility of Jasco Products Company, and Jasco Products Company LLC, 10 E. Memorial Rd., Oklahoma City, OK 73114 is the warrantor in relation to this product.

This product comes with a limited-lifetime warranty visit www.philips.com/support for warranty details.

Questions? Contact our U.S.-based Consumer Care at 1-844-816-0320 between 7 AM-8 PM, M-F, Central Time.

FCC Warning

This device complies with part 15 of the FCC Rules. Operation is subject to the following two conditions:(1) This device may not cause harmful interference, and (2)

this device must accept any interference received, including interference that may cause undesired operation.

Any changes or modifications not expressly approved by the party responsible for compliance could void the user's authority to operate the equipment. This equipment has been tested and found to comply with the limits for a Class B digital device, pursuant to part 15 of the FCC Rules. These limits are designed to provide reasonable protection against harmful interference in a residential installation. This equipment generates uses and can radiate radio frequency energy and, if not installed and used in accordance with the instructions, may cause harmful interference to radio communications. However, there is no guarantee that interference will not occur in a particular installation. If this equipment does cause harmful interference to radio or television reception, which can be determined by turning the equipment off and on, the user is encouraged to try to correct the interference by one or more of the following measures:

- Reorient or relocate the receiving antenna.
- Increase the separation between the equipment and receiver.
- Connect the equipment into an outlet on a circuit different from that to which the receiver is connected.
- Consult the dealer or an experienced radio/TV technician for help.

FCC RF exposure statement:

To maintain compliance with FCC's RF exposure guidelines, This equipment should be installed and operated with a minimum distance of 20cm the radiator of your body.

FCC ID 2AZKQ-30408

IC Caution:

Radio Standards Specification RSS-Gen, issue 5

This device contains license-exempt transmitter(s)/receiver(s) that comply with Innovation, Science, and Economic Development Canada's license-exempt RSS(s). Operation is subject to the following two conditions: This device may not cause interference.

This device must accept any interference, including interference that may cause undesired operation of the device.

RF exposure statement:

The equipment complies with the IC Radiation exposure limit set forth for an uncontrolled environment. This equipment should be installed and operated with a minimum distance of 20cm between the radiator and your body.



Documents / Resources



[PHILIPS SPP4311WF Plug-In Remote Control with Wi-F](#) [pdf] User Manual

30408, 2AZKQ-30408, 2AZKQ30408, SPP4311WF Plug-In Remote Control with Wi-F, SPP4311WF, Plug-In Remote Control with Wi-F