



PHILIPS EcoSet BLE IR Remote Controller Instruction Manual

[Home](#) » [Philips](#) » PHILIPS EcoSet BLE IR Remote Controller Instruction Manual 

PHILIPS

EcoSet BLE IR Remote Controller
Instruction Manual



Remote control power supply: 2 AA batteries
Effective control distance of remote control:
Infrared within 10 m
Bluetooth within 15 m

Contents

- [1 The environment](#)
- [2 Production description](#)
- [3 Battery Installation method](#)
- [4 Battery Precautions](#)
- [5 Documents / Resources](#)
- [6 Related Posts](#)

The environment

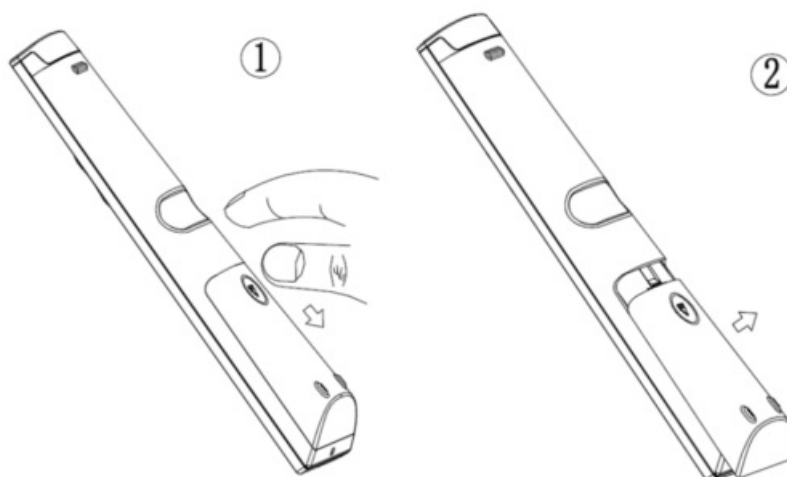
Storage temperature: -20°C to 70°C
Battery storage temperature: 5°C to 30°C
Operating temperature: -5°C ~45°C

Production description

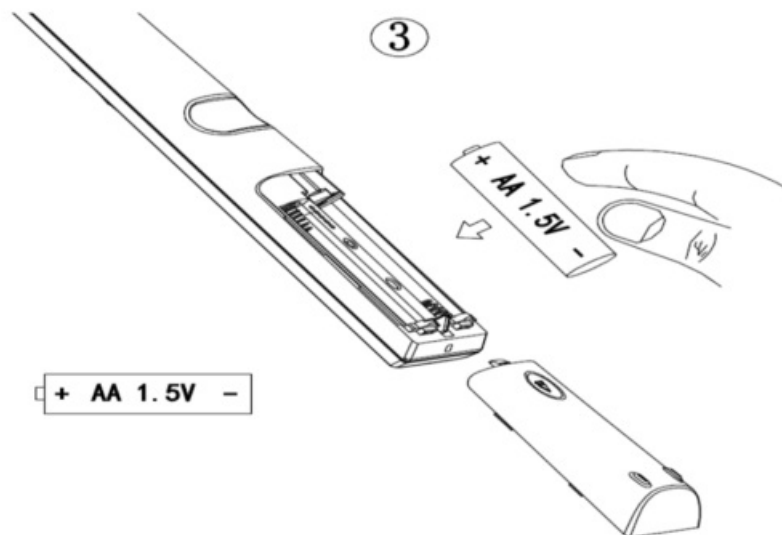
12NC Desc	Description	Size(mm)
9.11E+11	Ecocert BLE IR Remote Controller	174x46x22.6

Battery Installation method

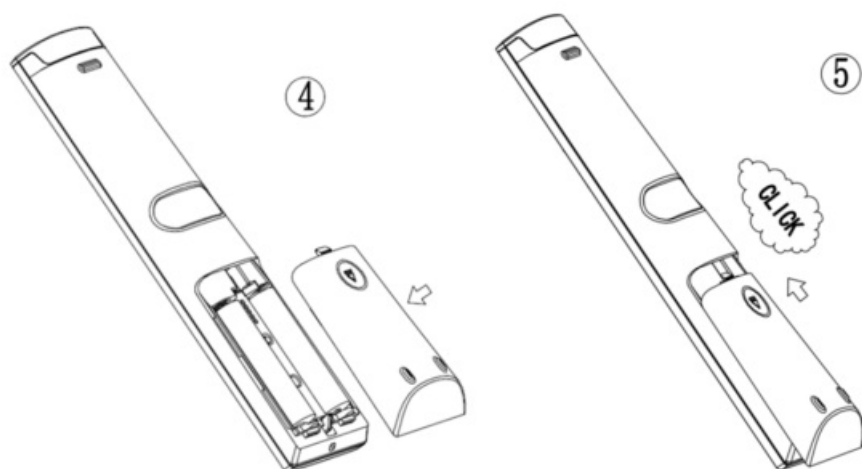
1. Remove the battery cover.



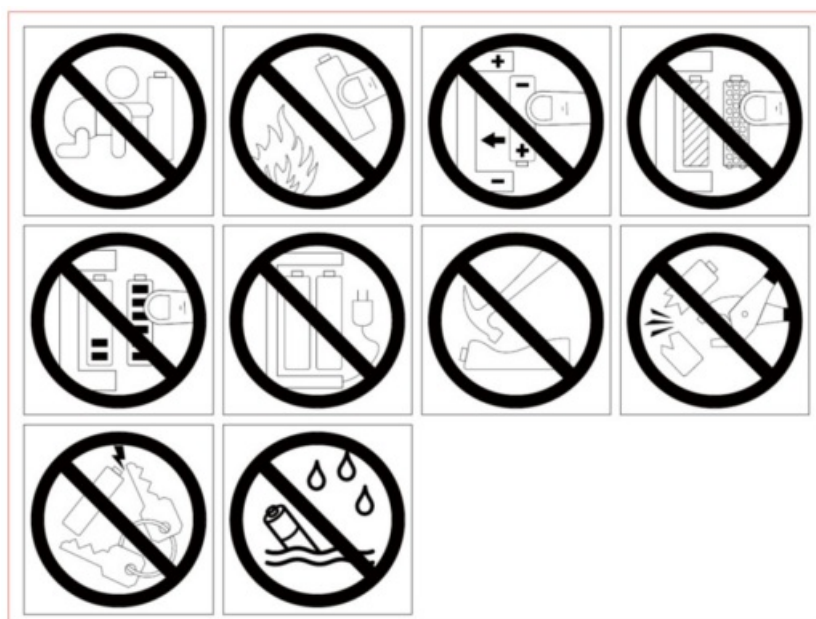
2. Insert the batteries with the correct polarity.



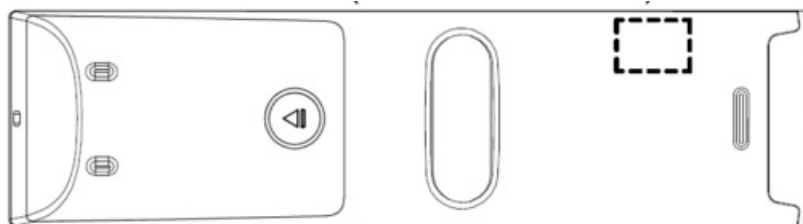
3. Install the battery cover back.



Battery Precautions



1. Please read this manual carefully before using this product
2. Keep the remote controller away from routers and other signal devices (Zigbee, Wi-Fi, etc.)
3. Do not cover the wireless antenna on the remote controller with metal. (Dotted line below)




4. Considering the impact of metal structure on wireless signal, ensure that the remote controller is far away from the surrounding metal pipeline and steel-reinforced concrete structure during the process of on-site use so as to minimize the negative impacts on the wireless signal. Otherwise, signal transmission distance would be affected.
5. When clean the remote controller, neither put it into water nor wipe it with organic solvent (alcohol).

Signify Luminares (Shanghai) Co. Ltd

Address: 2F, Building 1, No. 2555 Hechuan Road, Minhang
District, Shanghai
P.R. China
Postal code: 200233

Documents / Resources

	<p>PHILIPS EcoSet BLE IR Remote Controller [pdf] Instruction Manual EcoSet BLE, IR Remote Controller, EcoSet BLE IR Remote Controller, Remote Controller, Cont roller, 20220620</p>
---	---