




## PHILIPS DDPB22-RJ12 Dynalite Network Junction Box Instruction Manual

[Home](#) » [Philips](#) » PHILIPS DDPB22-RJ12 Dynalite Network Junction Box Instruction Manual 

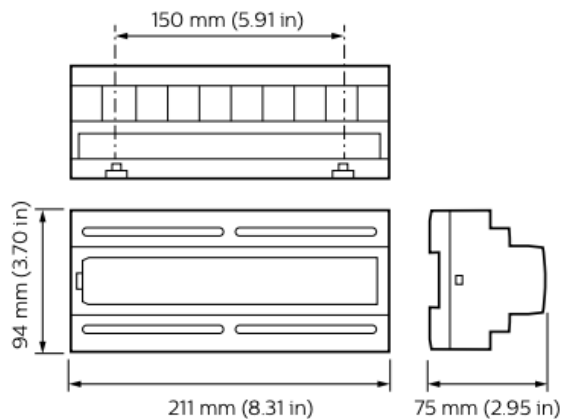
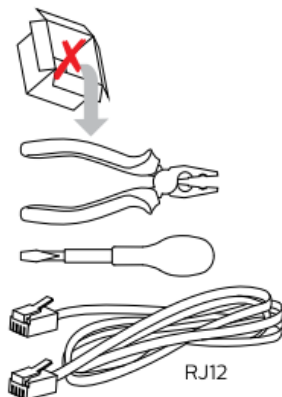
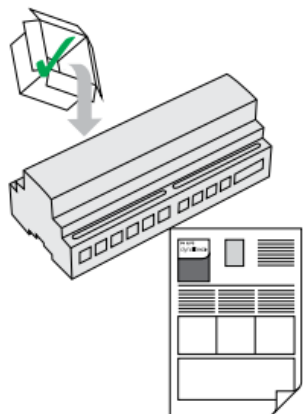
### Contents

- [1 PHILIPS DDPB22-RJ12 Dynalite Network Junction Box Instruction Manual](#)
- [2 Documents / Resources](#)
- [3 Related Posts](#)

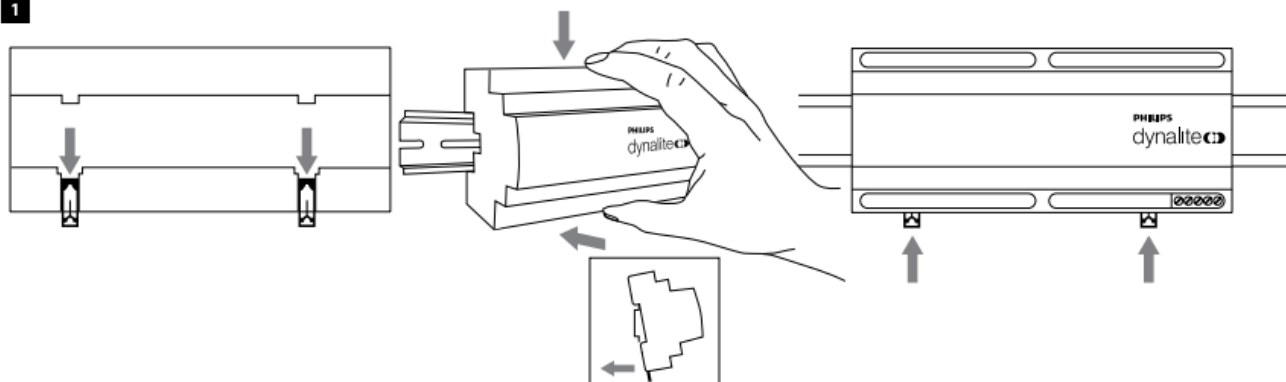
### PHILIPS DDPB22-RJ12 Dynalite Network Junction Box Instruction Manual



Devices must be installed by a qualified electrician in accordance with all national and local electrical and construction codes and regulations.



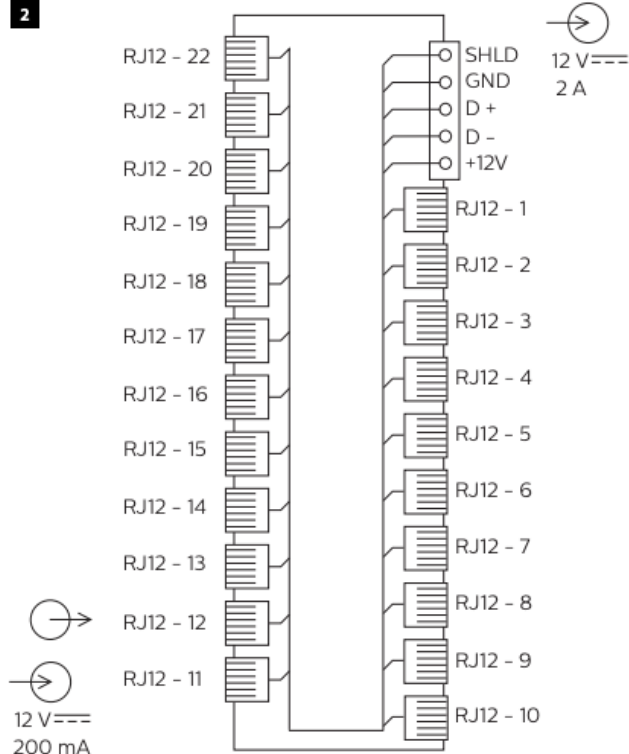
1



! IEC Pollution Degree II

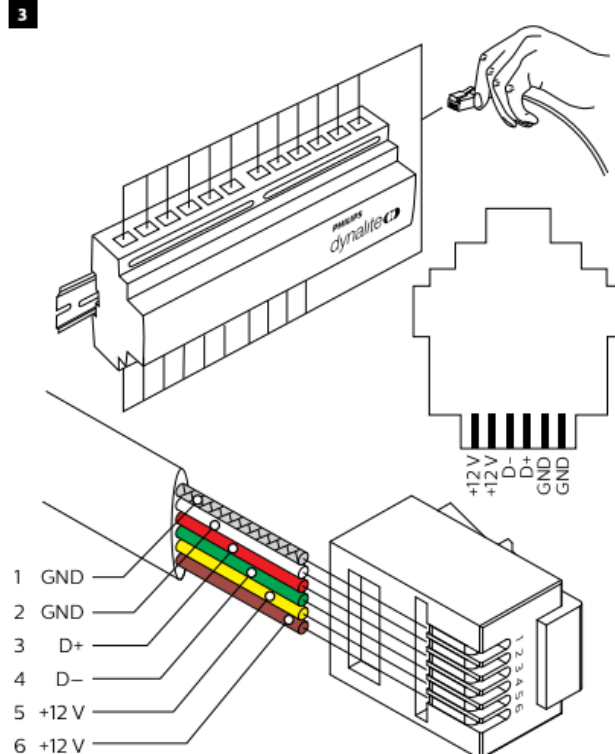


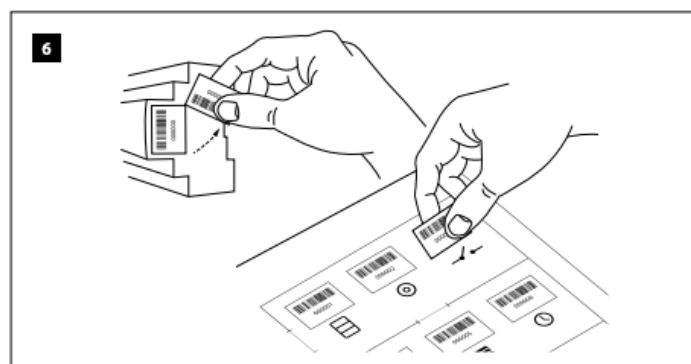
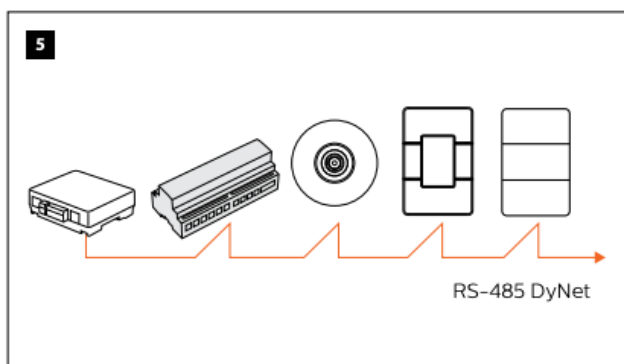
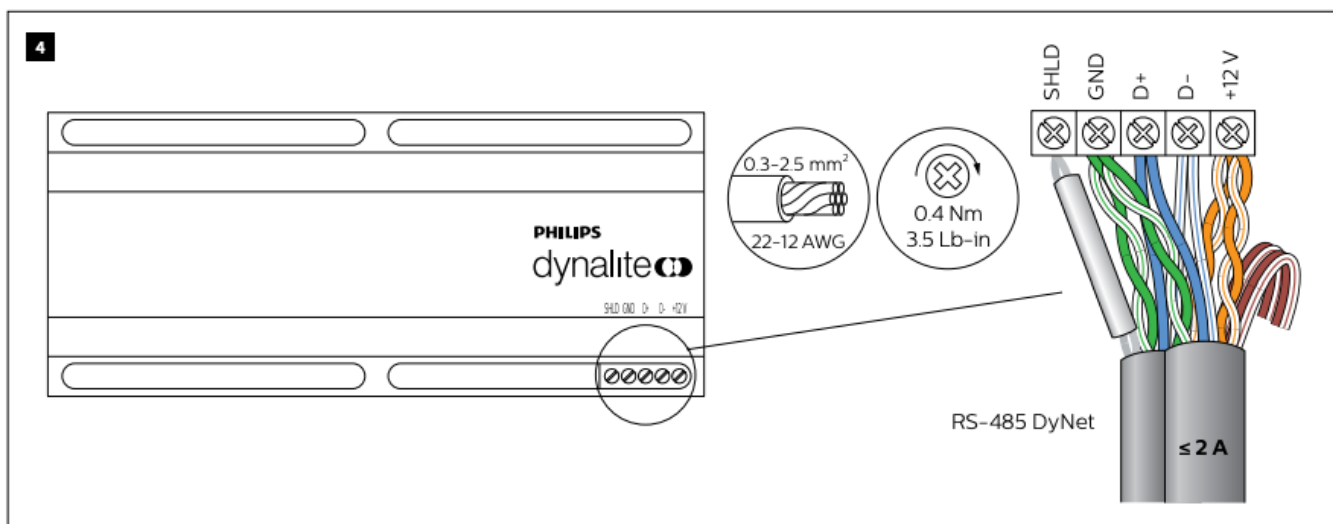
2



! IEC Overvoltage Category III

3





© 2021 Signify Holding. All rights reserved. Specifications are subject to change without notice. No representation or warranty as to the accuracy or completeness of the information included herein is given and any liability for any action in reliance thereon is disclaimed. Philips and the Philips Shield Emblem are registered trademarks of Koninklijke Philips N.V. All other trademarks are owned by Signify Holding or their respective owners.



[www.lighting.philips.com/dynalite](http://www.lighting.philips.com/dynalite)

AZZ 373 1021 R16

## Documents / Resources

	<p><b><a href="#">PHILIPS DDPB22-RJ12 Dynalite Network Junction Box</a></b> [pdf] Instruction Manual DDPB22-RJ12, Dynalite Network Junction Box, DDPB22-RJ12 Dynalite Network Junction Box</p>
--	--