



PHILIPS DDLE802 Leading Edge Dimmer Controller Instruction Manual

[Home](#) » [Philips](#) » PHILIPS DDLE802 Leading Edge Dimmer Controller Instruction Manual 



DDLE802 Leading Edge
Dimmer Controller



Installation Instructions

Contents

1 DDLE802 Leading Edge Dimmer Controller

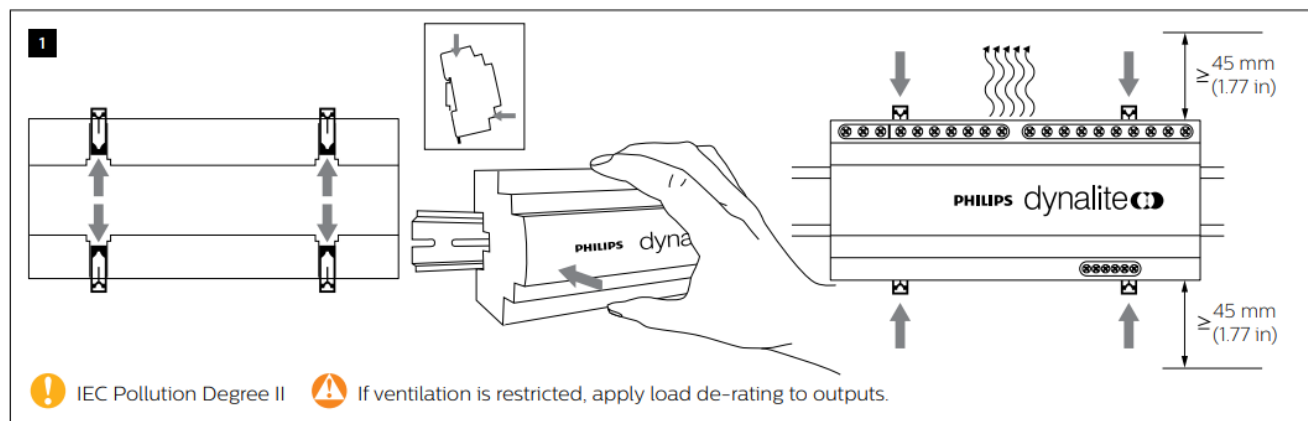
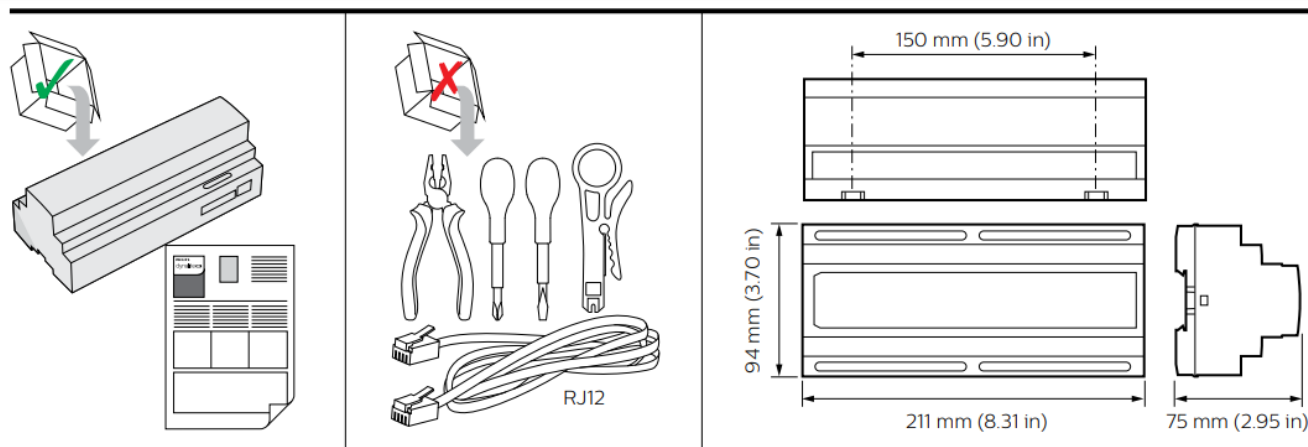
2 Documents / Resources

2.1 References

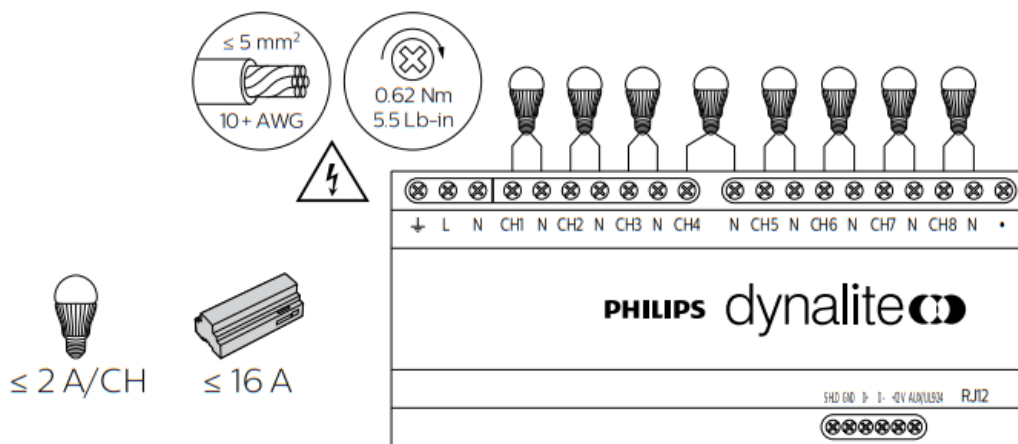
3 Related Posts

DDLE802 Leading Edge Dimmer Controller

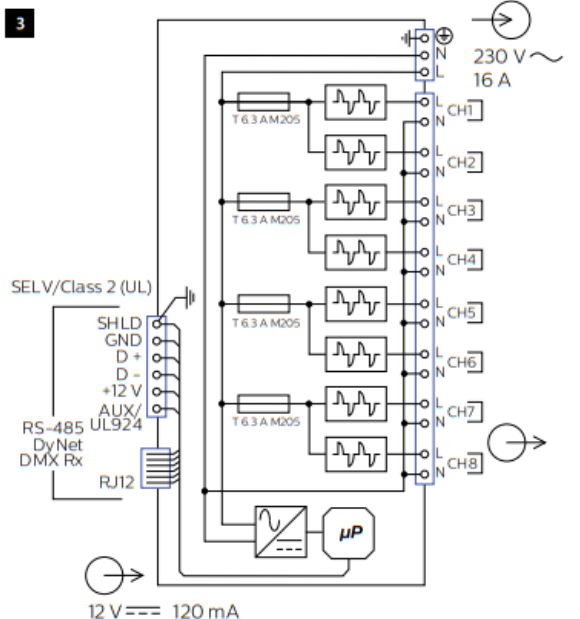
Devices must be installed in an approved enclosure by a qualified electrician in accordance with all national and local electrical and construction codes and regulations.



2

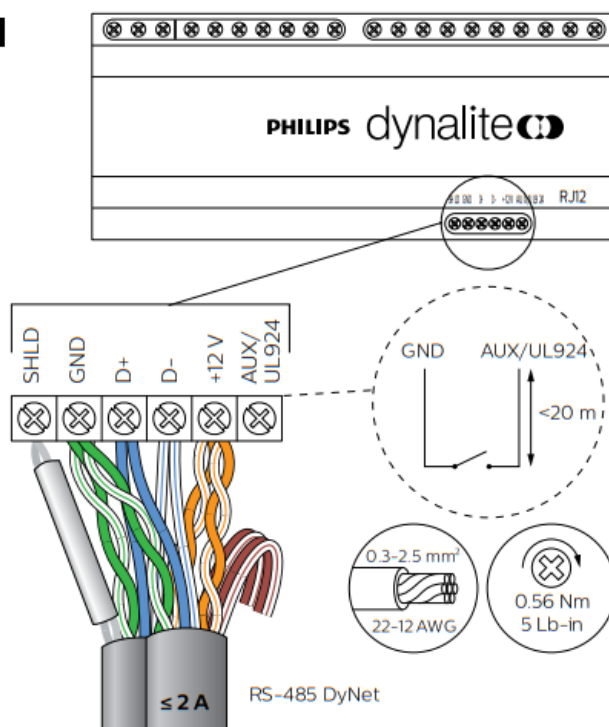


3

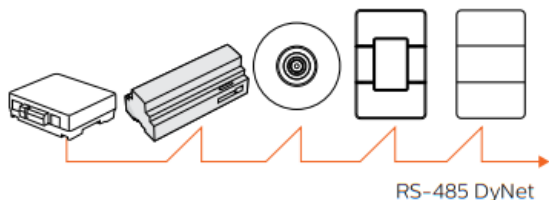


IEC Overvoltage Category III

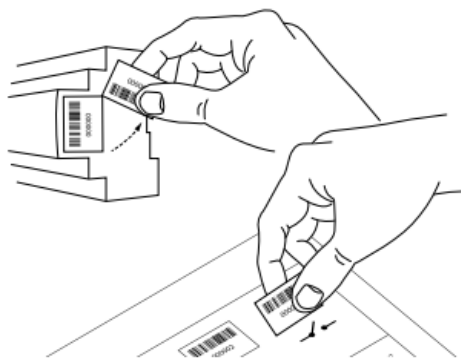
4



5



6




⚠ Apply de-rating for electronic and LED loads.

⚠ The manufacturer is not responsible for dimmable lamp selection. Each lamp/dimmer combination must be tested for compatibility prior to installation. Professional dimmers rated $> 1000 \text{ W}$ are out of scope of EN 61000-3-2.

any action in reliance thereon is disclaimed. Philips and the Philips Shield Emblem are registered trademarks of Dominolike Philips N.V. All other trademarks are owned by Signify Holding or their respective owners.



Documents / Resources

	<p>PHILIPS DDLE802 Leading Edge Dimmer Controller [pdf] Instruction Manual DDLE802, Leading Edge Dimmer Controller, DDLE802 Leading Edge Dimmer Controller, Dim mer Controller, Controller</p>
---	--

References

- [Philips Dynalite - Lighting Controls, Lighting Management](#)