

PHILIPS DDC116-UL Single Zone Controller User Guide



The Philips Dynalite DDC116 load controller provides intelligent networked control of 0-10V and DALI broadcast lighting circuits, delivering the flexibility to easily scale your projects from room-based controls to complete building-wide networked controls.

This document provides some reference design examples of using the DDC116 controller and associated devices in different spaces. With these reference examples, you can quickly understand and perform typical controls designs and comply with different building and energy codes.

Each reference design example includes a standard sequence of operation and details on various control strategies supported in that design.

Note: The BOM table includes the standard part numbers for each device. If you are designing a project for standalone configuration with room-based controls behavior and

no networking of rooms is required, then simply add 'SSA' suffix at the end of those respective part numbers. The 'SSA' suffix depicts that your design is based on products that offer pre-programmed software behaviors for standalone applications.

PABPA-SSA



DUS804CS-UP-SSA-O or DUS804CS-UP-SSA-V



DACM-SSA



DUS360CS-DA-SSA



Dedicated Standalone Devices

DDC116 – Single zone 0-10v/Relay Controller

PABPA-SSA – 7 Different engravings with 15 configurations

DACM-SSA – Configurable Ant umbra Comms Module

DUS804CS-UP-SSA-O or DUS804CS-UP-SSA-V – Preconfigured Ultrasonic Sensor

– and/or –

DUS360CS-DA-SSA – Configurable PIR/Daylight sensor

System Behavior

All devices that are linked together though DyNet wiring will behave as a control area and deliver a unified system behavior.

Sensor

- Sensor configurable between occupancy (default) or vacancy mode
- Configurable timeouts of 5, 10, 15, and 20min (default)
- 1 min grace period on all timeouts
- 20min witness mode to test functionality
- Built-in daylight sensing
- Flexibility to activate primary and secondary daylight zones

Switches

- Recall preset lighting scenes
- Ramping disables daylight harvesting
- Ramping buttons only affect zones that are lit or “on”
- Fully customizable configuration via System Builder for more demanding projects

12NC	Part Number	Description
9137033767 09	DDC116-UL	Philips Dynalite Single Zone Controller
9137033899 09	DUS360-DA-SSA	Preprogrammed DUS360CR-DA for Single System Architecture
9137036628 09	DUS804CS-UP-SSA-O	Preprogrammed DUS804CS-UP Occupancy for Single System Architecture
9137036629 09	DUS804CS-UP-SSA-V	Preprogrammed DUS804CS-UP Vacancy for Single System Architecture
9137036688 09	DACM-SSA	Preprogrammed DACM for Single System Architecture
9124015907 02	AL70-NW-G2-AR-4-8-FAWS- TLRD3-BZ	70W, 70CRI, 4000K, Type 4, 120-277V, Selectable 50-57-65-72W, Bronze Finish
9124015907 01	AL150-NW-G2-AR-3-8-FAWS- TLRD3-BZ	150W, 70CRI, 4000K, Type 3, 120-277V, Selectable 95-115-130-145W, Bronze Finish
9124015907 09	AL150-NW-G2-AR-4-8-FAWS- IMRI-TLRD3-BZ	150W, 70CRI, 4000K, Type 4, 120-277V, Selectable 95-115-130-145W, Bi-level Motion Response, Bronze Finish
9124015906 99	AL70-NW-G2-AR-3-8-FAWS- TLRD3-BZ	70W, 70CRI, 4000K, Type 3, 120-277V, Selectable 50-57-65-72W, Bronze Finish
9124015907 08	AL70-NW-G2-AR-4-8-FAWS- IMRI-TLRD3-BZ	70W, 70CRI, 4000K, Type 4, 120-277V, Selectable 50-57-65-72W, Bi-level Motion Response, Bronze Finish

9124015907 10	AL70-NW-G2-AR-5-8-FA WS- IMRI-TLRD3-BZ	70W, 70CRI, 4000K, Type 5, 120-277V, S electable 50-57-65-72W, Bi-level Motion Response, Bronze Finish
9124015907 06	AL70-NW-G2-AR-3-8-FA WS- IMRI-TLRD3-BZ	70W, 70CRI, 4000K, Type 3, 120-277V, S electable 50-57-65-72W, Bi-level Motion Response, Bronze Finish
9124015907 04	AL70-NW-G2-AR-5-8-FA WS- TLRD3-BZ	70W, 70CRI, 4000K, Type 5, 120-277V, S electable 50-57-65-72W, Bronze Finish
9124015907 07	AL150-NW-G2-AR-3-8-FA WS- IMRI-TLRD3-BZ	150W, 70CRI, 4000K, Type 3, 120-277V, Selectable 95-115-130-145W, Bi-level Mo tion Response, Bronze Finish
9124015907 11	AL150-NW-G2-AR-5-8-FA WS- IMRI-TLRD3-BZ	150W, 70CRI, 4000K, Type 5, 120-277V, Selectable 95-115-130-145W, Bi-level Mo tion Response, Bronze Finish
9124015907 03	AL150-NW-G2-AR-4-8-FA WS- TLRD3-BZ	150W, 70CRI, 4000K, Type 4, 120-277V, Selectable 95-115-130-145W, Bronze Fin ish
9124015907 05	AL150-NW-G2-AR-5-8-FA WS- TLRD3-BZ	150W, 70CRI, 4000K, Type 5, 120-277V, Selectable 95-115-130-145W, Bronze Fin ish

Contents [[hide](#)]

[1 Control Strategies](#)

[2 Documents / Resources](#)

[2.1 References](#)



Control Strategies

Occupancy sensing

Detect the presence of occupancy to automatically turn off luminaires when an area is vacated.

Vacancy sensing

Configure lighting groups for manual on and automatic off behaviors.

Daylight harvesting

Sensors monitor available daylight and adjust luminaires to target foot-candle levels.

Lighting scenes

From local user interface stations, recall different lighting scenes.

Scheduling

Receive centralized scheduling network messages for lighting automation.

Receptacle control

With support for 20 Amp relay, easily control plug loads and receptacle outlets.

UL924 compliance

Use a dry contact input to directly trigger emergency luminaire response.

Networking

Connect multiple spaces together or integrate with a BMS system over BACnet.

Use head-end software to centrally monitor and manage spaces.

Lighting

Each lighting group is individually dimmable.

Manual override

From a user interface station, lighting can be turned on to a pre-selected scene, raised/lowered or be turned off. In a standalone configuration, system defaults to manual on/auto off mode. User must trigger the switch to turn the lights on.

Occupancy

If occupancy has not been detected after 19 minutes, lighting will be dimmed to 20%. After an additional 1-minute grace period where occupancy is still not detected, the system will turn the lighting off.

In a standalone configuration, daylight harvesting groups nearest to windows will automatically dim lighting for a target light level of 35 foot-candles.

Options if part of a larger network

Multiple rooms can be connected together as part of a larger DyNet network.

Monitor and manage areas through central head-end software. Access a graphical floor plan to visualize occupancy, light level, and temperature. Edit sensor time out and target foot-candle levels.

If needed, integrate via BACnet to 3rd party systems like HVAC or AV. User interface stations (Antumbra & Revolution) can even report the current room temperature to the central system.

Integrate and participate in Open ADR-based load shedding programs.

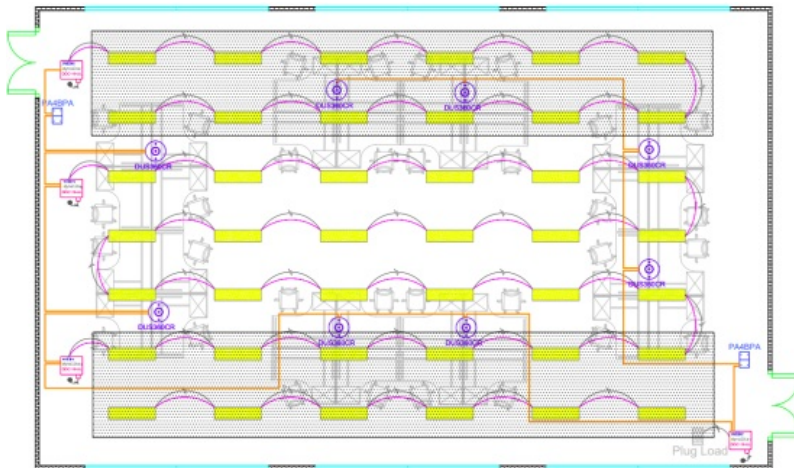











Diagram key

	Daylight harvesting zone
	Mains line power

	10VDC
	DyNet: Belden 150R/1501P CAT5e, or CAT6
	Line Power 120-277 VAC
	10VDC dimmed luminaire

Symbol	Qty	Part code	Description
	4	DDC116-UL	1 x 16 Amp relay & 0-10V to be mounted with J-box
	8	DUS360CR	Multi functional sensor. Occupancy and daylighting
	2	1 x PA4BPA-WW1 x DACM	4 button Antumbra station & DACM

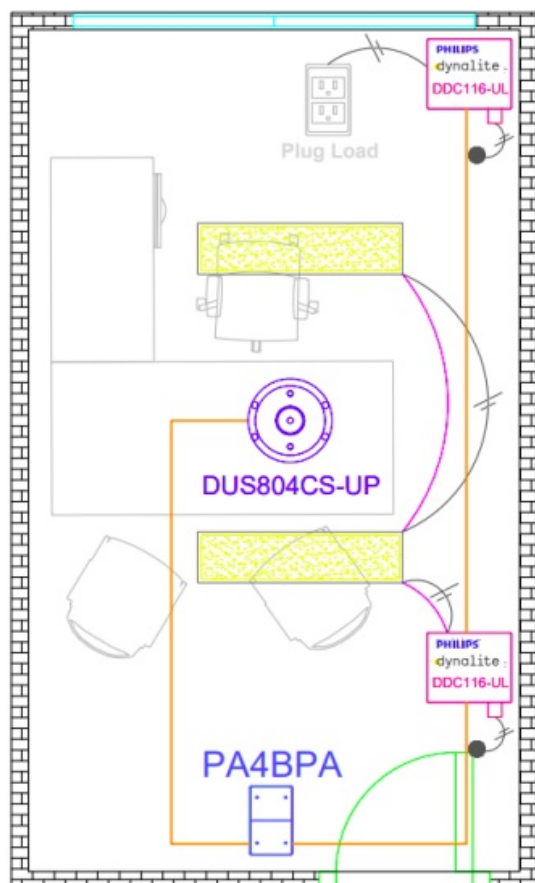











Diagram key	
	Daylight harvesting zone
	Mains line power
	10VDC
	DyNet: Belden 150R/1501P CAT5e, or CAT6
	Line Power 120-277 VAC
	10VDC dimmed luminaire

Symbol	Qty	Part code	Description
	4	DDC116-UL	1 x 16 Amp relay & 0-10V to be mounted with J-box
	8	DUS360CR	Multi functional sensor. Occupancy and daylighting
	2	1 x PA4BPA-WW1 x DACM	4 button Antumbra station & DACM

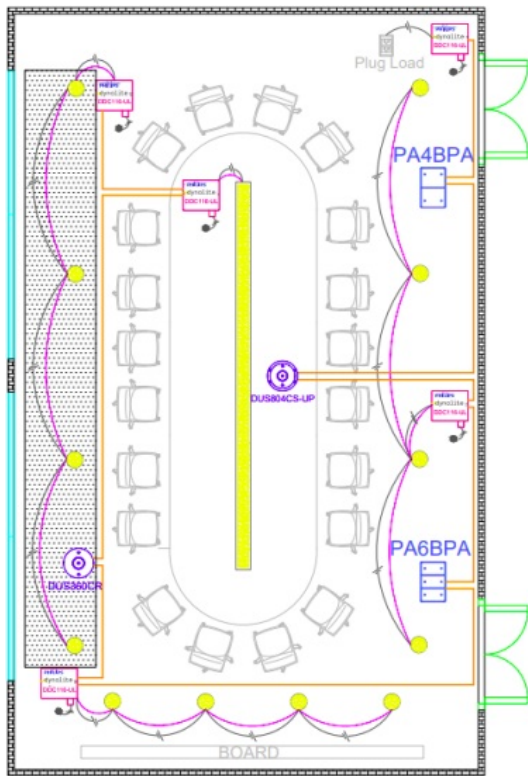











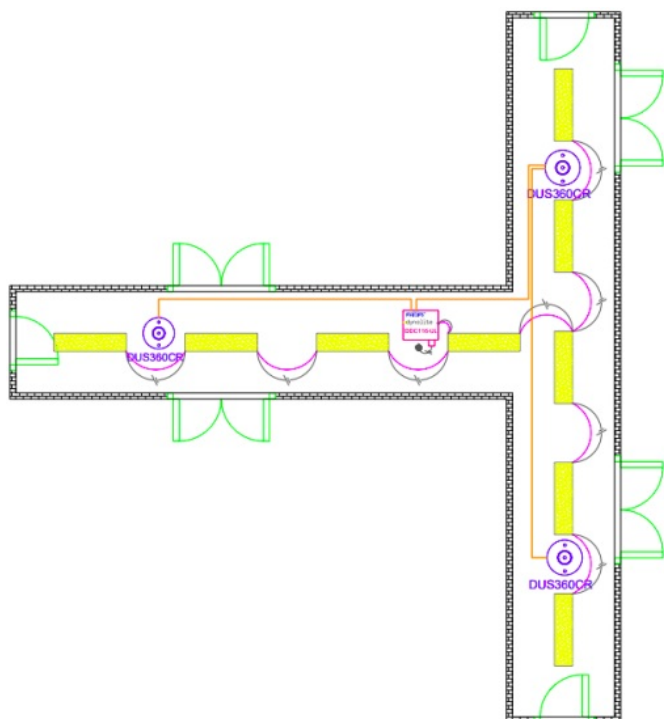


Diagram key

	Daylight harvesting zone
	Mains line power
	10VDC
	DyNet: Belden 150R/1501P CAT5e, or CAT6
	Line Power 120-277 VAC
	10VDC dimmed luminaire

Symbol	Qty	Part code	Description
	4	DDC116-UL	1 x 16 Amp relay & 0-10V to be mounted with J-box
	1	DUS360CR	Multi functional sensor. Occupancy and daylighting

	1	DUS804CS-UP	Dual tech, multi functional sensor. Occupancy and daylighting.
	1	1 x PA2BPA-WW1 x DACM	2 button Antumbra station & DACM
	1	1 x PA6BPA-WW1 x DACM	6 button Antumbra station & DACM










Symbol	Qty	Part code	Description
	1	DDC116-UL	1 * 16 Amp relay & 0-10V to be mounted with J-box
	3	DUS360CR	Multi functional sensor. Occupancy and daylighting

Diagram key	
	Mains line power
	0-10VDC

	DyNet: Belden 1502R/1502P CAT5e, or CAT6
	Line Power 120-277 VAC
	10VDC dimmed luminaire

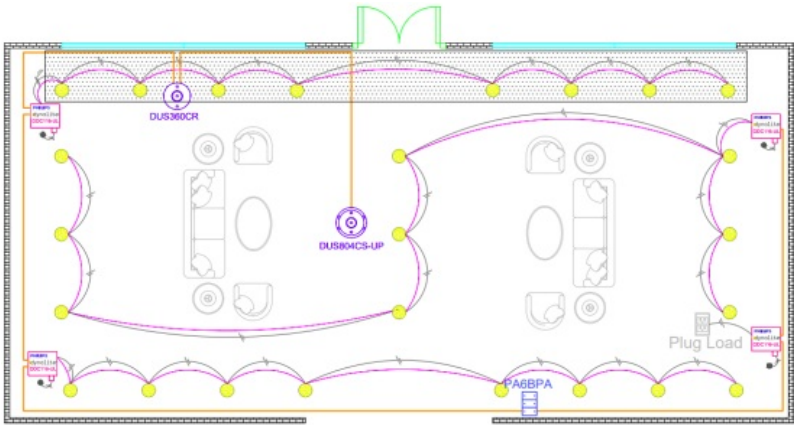












Diagram key	
	Daylight harvesting zone
	Mains line power
	0-10VDC
	DyNet: Belden 1502R/1502P CAT5e, or CAT6
	Line Power 120-277 VAC
	10VDC dimmed luminaire

Symbol	Qty	Part code	Description
	4	DDC116-UL	1 x 16 Amp relay & 0-10V to be mounted with J-box
	1	DUS360CR	Multi functional sensor. Occupancy and daylighting

	1	DUS804CS-UP	Dual tech, multi functional sensor. Occupancy and daylighting.
	1	1 x PA6BPA-WW1 x DACM	6 button Antumbra station & DACM

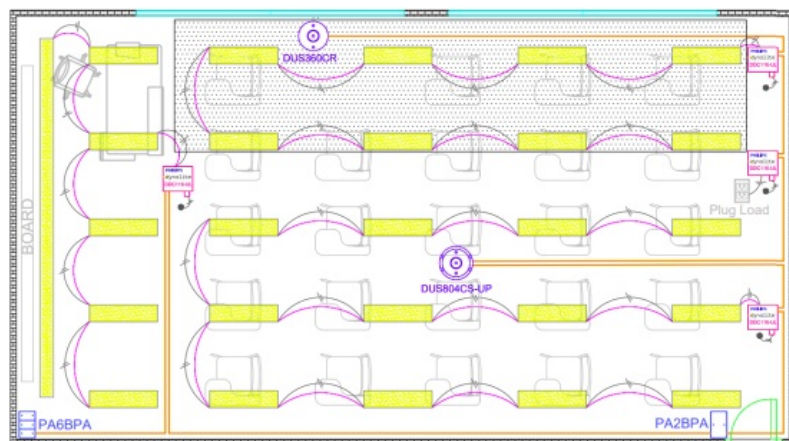
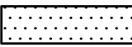












Diagram key	
	Daylight harvesting zone
	Mains line power
	10VDC
	DyNet: Belden 1502R/1502P CAT5e, or CAT6
	Line Power 120-277 VAC
	10VDC dimmed light luminaire

Symbol	Qty	Part code	Description
	4	DDC116-UL	1 x 16 Amp relay & 0-10V to be mounted with J-box
	1	DUS360CR	Multi functional sensor. Occupancy and daylighting

	1	DUS804CS-UP	Dual tech, multi functional sensor. Occupancy and daylighting.
	1	1 x PA2BPA -WW1 x DACM	2 button Antumbra station & DACM
	1	1 x PA6BPA-WW1 x DACM	6 button Antumbra station & DACM

Contact your nearest Signify dealer for more information.

QR Code




www.dynalite.com

©2024 Signify Holding. All rights reserved.

Specifications are subject to change without notice. No representation or warranty as to the accuracy or completeness of the information included herein is given and any liability for any action in reliance thereon is disclaimed. Philips and the Philips Shield Emblem are registered trademarks of Koninklijke Philips N.V. All other trademarks are owned by Signify Holding or their respective owners.



Documents / Resources



[PHILIPS DDC116-UL Single Zone Controller \[pdf\]](#) User Guide

DDC116-UL, DUS360-DA-SSA, DUS804CS-UP-SSA-O, DUS804CS-UP-SSA-V, DDC116-UL Single Zone Controller, DDC116-UL, Single Zone Controller, Zone Controller, Controller

References

- [User Manual](#)

Philips

controller, DDC116-UL, DDC116-UL Single Zone Controller, DUS360-DA-SSA, DUS804CS-UP-SSA-O, DUS804CS-UP-SSA-V, Philips, Single Zone Controller, Zone Controller

Leave a comment

Your email address will not be published. Required fields are marked *

Comment *

Name

Email

Website

☐ Save my name, email, and website in this browser for the next time I comment.

Post Comment

Search:

e.g. whirlpool wrf535swhz

Search

[Manuals+](#) | [Upload](#) | [Deep Search](#) | [Privacy Policy](#) | [@manuals.plus](#) | [YouTube](#)

This website is an independent publication and is neither affiliated with nor endorsed by any of the trademark owners. The "Bluetooth®" word mark and logos are registered trademarks owned by Bluetooth SIG, Inc. The "Wi-Fi®" word mark and logos are registered trademarks owned by the Wi-Fi Alliance. Any use of these marks on this website does not imply any affiliation with or endorsement.