



PHILIPS BPS367 UrbanGlow LED gen2 LED Module Instruction Manual

[Home](#) » [Philips](#) » PHILIPS BPS367 UrbanGlow LED gen2 LED Module Instruction Manual 

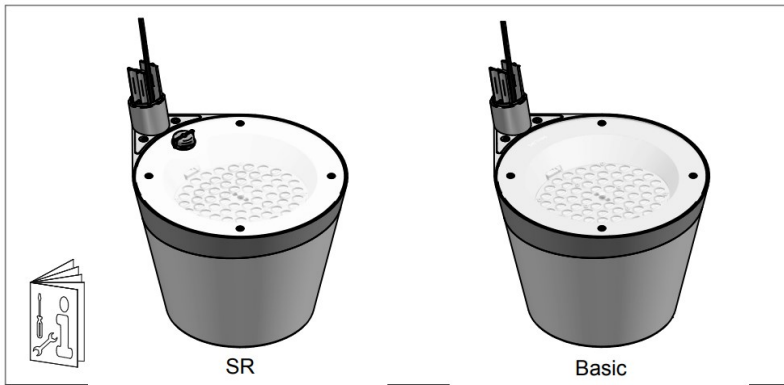
PHILIPS BPS367 UrbanGlow LED gen2 LED Module Instruction Manual

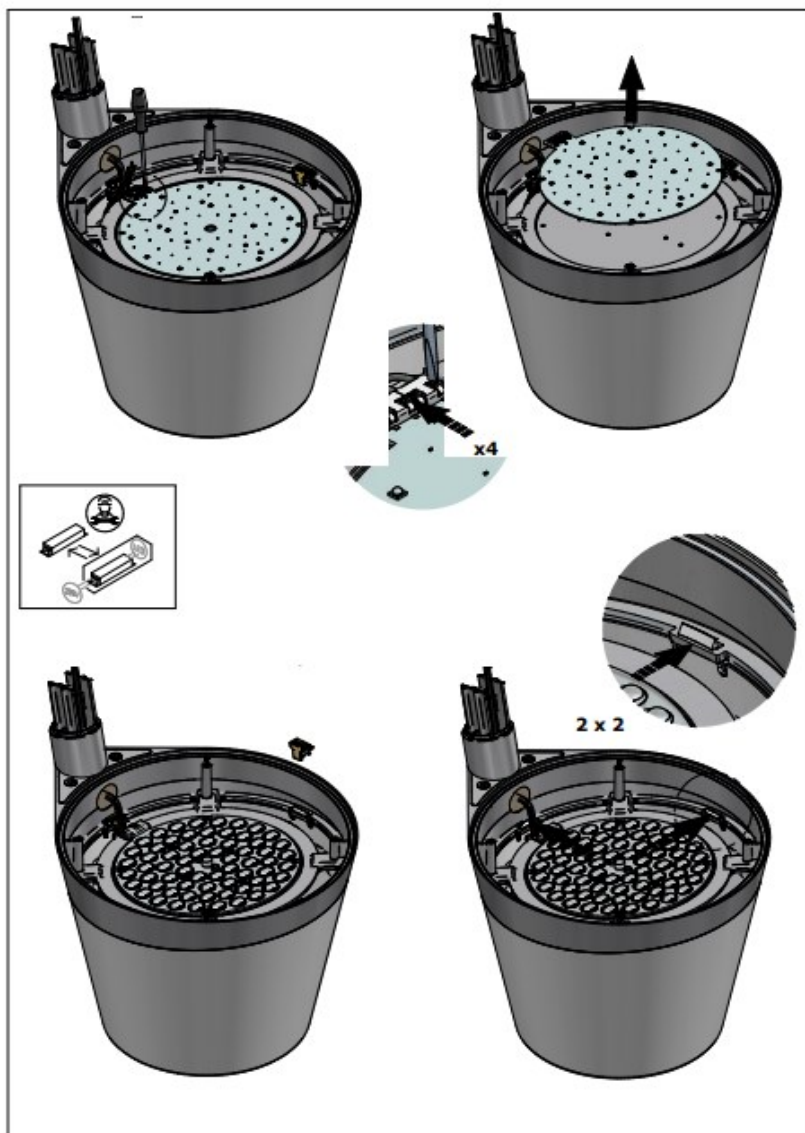


Contents

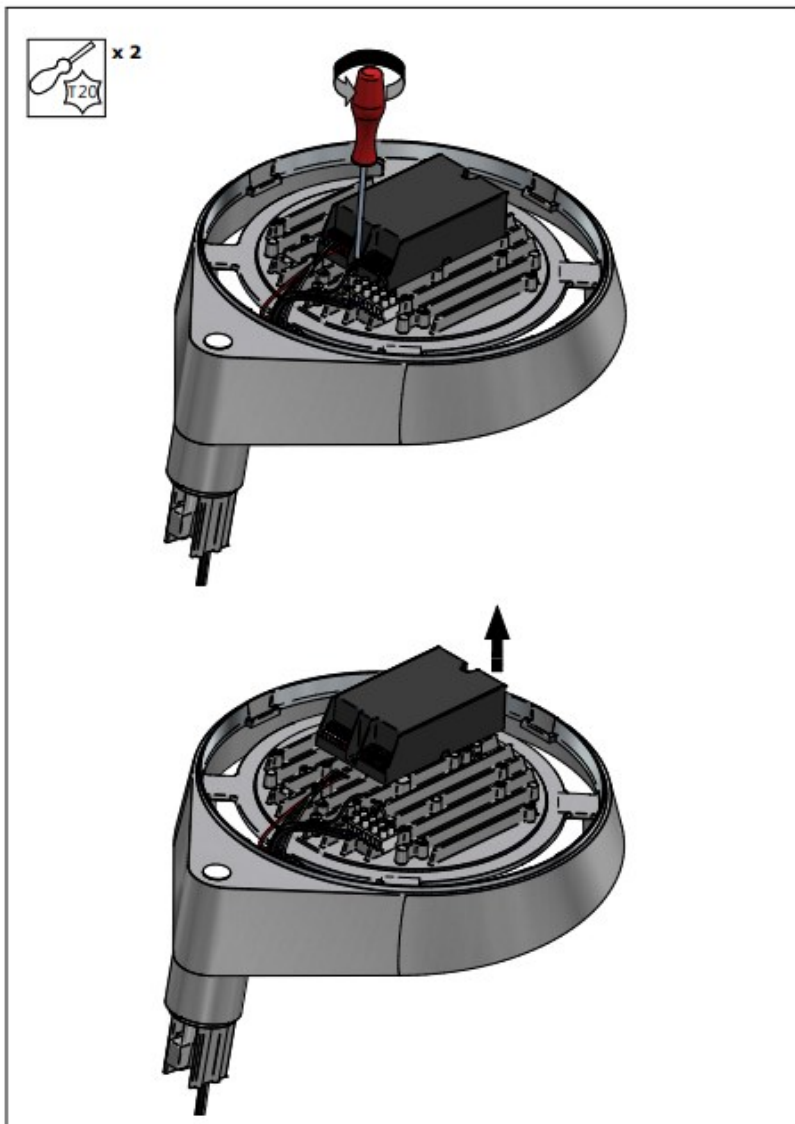
- [1 Installations Instructions](#)
- [2 Documents / Resources](#)
 - [2.1 References](#)
- [3 Related Posts](#)

Installations Instructions









Please inform yourself about the local waste disposal, separation and collection system for electrical and electronic products and packaging. Please act according to your local rules and do not dispose of your packaging and old product with your normal household waste. The correct disposal of your product will help prevent potential negative consequences for the environment and human health.

The light source and/or control gear and/or the external flexible cable contained in this luminaire shall only be replaced by the manufacturer or his service agent or a similar qualified person.


© 2021 Signify Holding

All rights reserved. This document contains information relating to the product portfolio of Signify which information may be subject to change. No representation or warranty as to the accuracy or completeness of the information included herein is given and any liability for any action in reliance thereon is disclaimed. The information presented in this document is not intended as any commercial offer and does not form part of any quotation or contract. Philips and the Philips Shield Emblem are registered trademarks of Koninklijke Philips N.V.. All other trademarks are owned by Signify Holding or their respective owners.

Signify Holding
The Netherlands



Documents / Resources

	<p>PHILIPS BPS367 UrbanGlow LED gen2 LED Module [pdf] Instruction Manual BPS367 UrbanGlow LED gen2 LED Module, BPS367, UrbanGlow LED gen2 LED Module, LED Module, Module</p>
---	--

References

-  [LED & Conventional lighting solutions | Philips lighting](#)