



## 2BD3K-PHANTOM The Automated Chess Board User Manual

[Home](#) » [Phantom](#) » 2BD3K-PHANTOM The Automated Chess Board User Manual 

### 2BD3K-PHANTOM The Automated Chess Board User Manual

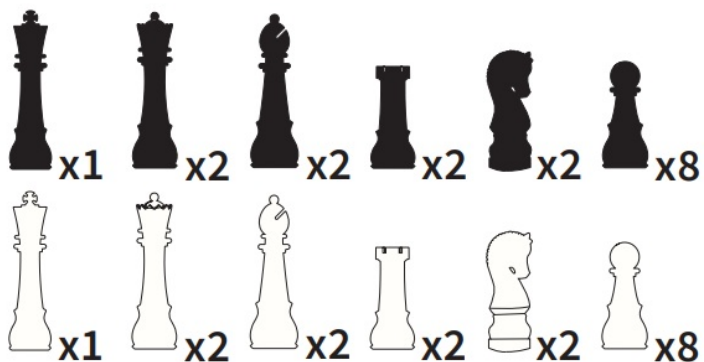
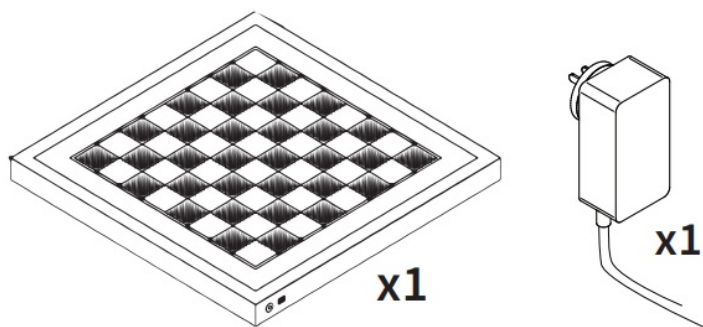


#### Contents

- [1 The Phantom Chess kit](#)
- [2 Setting-up you Phantom Chess](#)
- [3 Steps to connect App Chess](#)
- [4 Settings](#)
- [5 FCC Warning](#)
- [6 FCC RF Radiation Exposure Statement](#)
- [7 Warranty](#)
- [8 Contact Information](#)
- [9 Documents / Resources](#)
  - [9.1 References](#)

### The Phantom Chess kit

1. Identify inside the box a chessboard, power adapter and the 34 chess pieces.

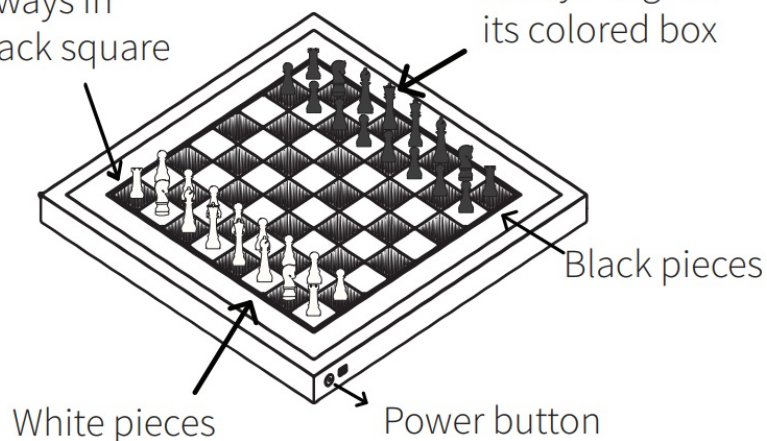


## Setting-up you Phantom Chess

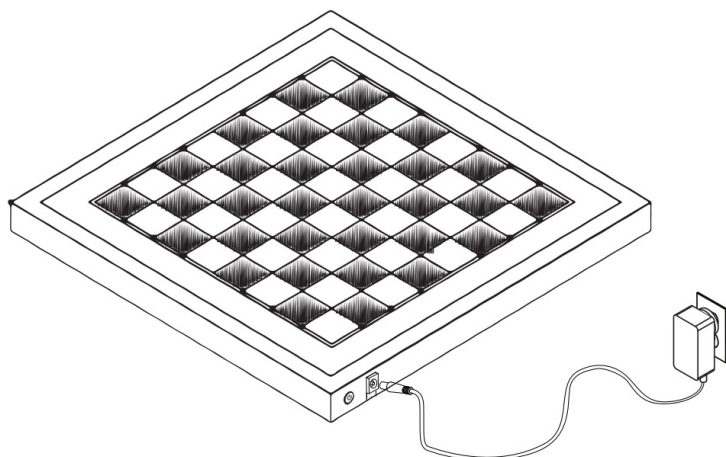
1. Place the pieces as follows, respecting the colors of the pieces: The light-colored pieces next to the power adapter inlet and the dark colored pieces versus the light-colored ones, leaving the queens on the right side of each formation.

White tower  
always in  
black square

Always reigns in  
its colored box

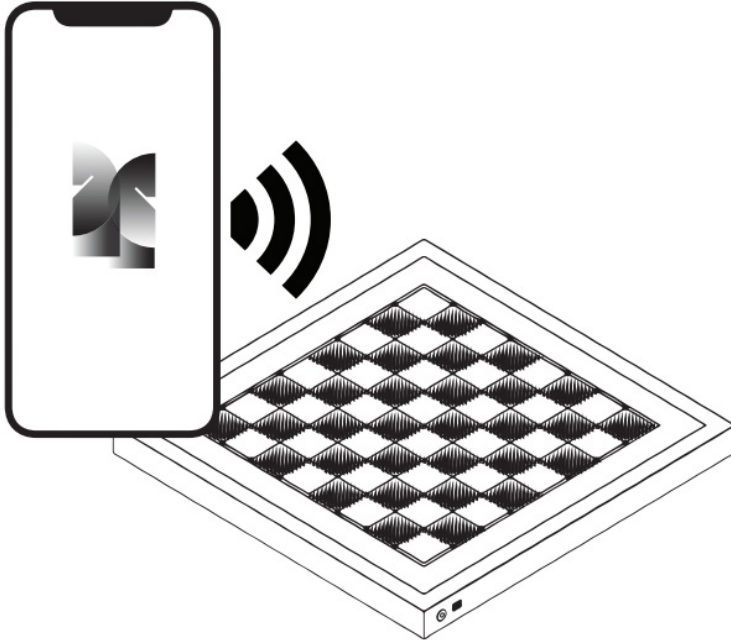


2. Connect the Chess board to the electric current through the power adapter.



3. Turn on and wait for each of the pieces to center the 32 pieces one by one. (It's a way of knowing that the chess board is calibrating).
4. After the pieces have been centered in each of their corresponding place within the board will begin in SCULPTURE mode, that is, it will begin to play a list of games predetermined by chess.

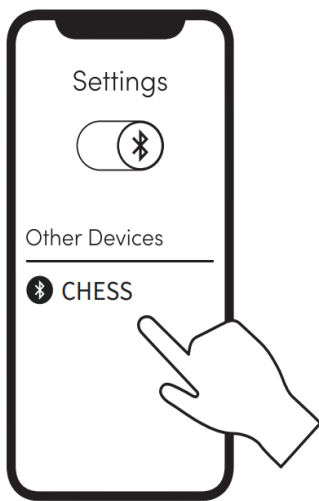
### Steps to connect App Chess



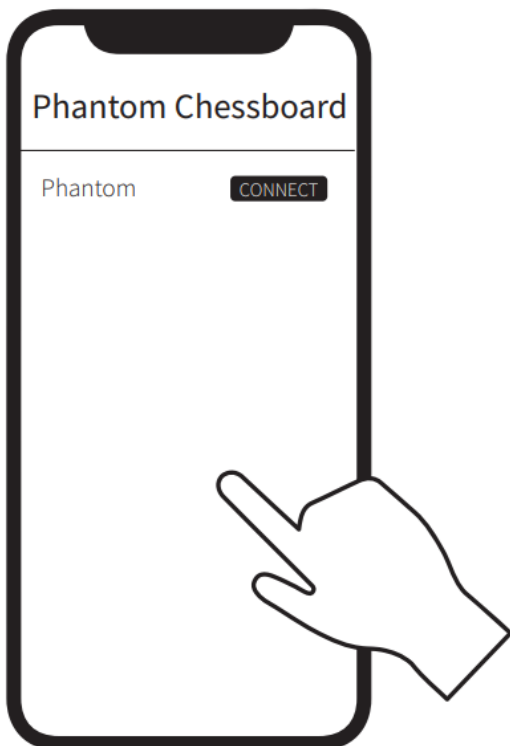
1. Download the Chess App from the App Store or Google Play.



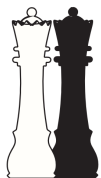
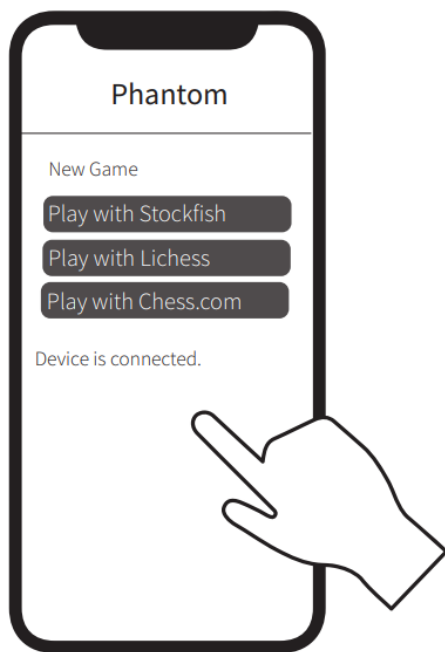
2. On your device, go to Settings > Bluetooth Menu and turn on Bluetooth.
3. Wait until the name Chess appears on-screen in the other devices section.
4. To pair, tap on the name.



5. Wait until you receive a confirmation message from your device.
6. Open the Chess App.
7. Select “**CONNECT NOW**”.




8. The options you must interact with your board are displayed on the screen:



### Sculture Mode

Contains a list of saved games on your chessboard.



### Play with Stockz fish

Option to play of line against the stockfish engine.



### Play with [Chess.com](https://www.chess.com/)

With this option you can face online only with players who have an account in [Chess.com](https://www.chess.com/).



### Play with Li chess

**With this option you can face online only with players who have an account in Lichess, if you select in the menu play against Maya you must configure the tail, time limit and the level you want to play:**

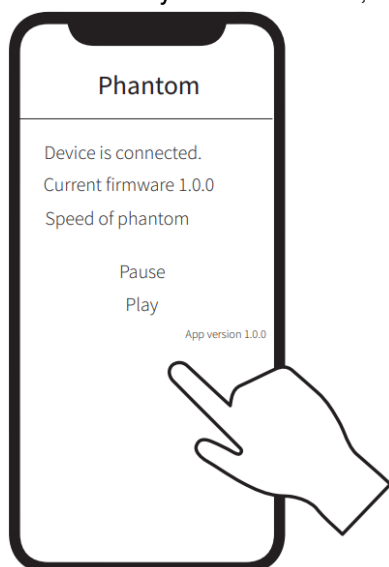
- If you select Create a game, you can open a game to a general audience that will allow them to join the game with you.
- If you select join a game, join who opens a game to the public.



**NOTE:** In summary game are the games you want to resume, respecting the place of the pieces in which you left your last game.

## Settings

In this section you can customize the name of your chessboard, also in this section will appear the updates available for your chessboard, also customize the sounds of your chessboard.



## FCC Warning

### 15.19 Labeling requirements.

This device complies with part 15 of the FCC Rules. Operation is subject to the following two conditions: (1) This device may not cause harmful interference, and (2) this device must accept any interference received, including interference that may cause undesired operation.

### 15.21 Information to user.

Any Changes or modifications not expressly approved by the party responsible for compliance could void the user's authority to operate the equipment.

### 15.105 Information to the user.

**Note:** This equipment has been tested and found to comply with the limits for a Class B digital device, pursuant to part 15 of the FCC Rules. These limits are designed to provide reasonable protection against harmful interference

in a residential installation. This equipment generates uses and can radiate radio frequency energy and, if not installed and used in accordance with the instructions, may cause harmful interference to radio communications. However, there is no guarantee that interference will not occur in a particular installation. If this equipment does cause harmful interference to radio or television reception, which can be determined by turning the equipment off and on, the user is encouraged to try to correct the interference by one or more of the following measures:

- Reorient or relocate the receiving antenna.
- Increase the separation between the equipment and receiver.
- Connect the equipment into an outlet on a circuit different from that to which the receiver is connected.
- Consult the dealer or an experienced radio/TV technician for help.

## FCC RF Radiation Exposure Statement

1. This Transmitter must not be co-located or operating in conjunction with any other antenna or transmitter.
2. This equipment complies with RF radiation exposure limits set forth for an uncontrolled environment.

This equipment should be installed and operated with minimum distance 20cm between the radiator and your body.

## Warranty

[correo@phantomchess.com](mailto:correo@phantomchess.com)


## Contact Information

[correo@phantomchess.com](mailto:correo@phantomchess.com)



---

## Documents / Resources

	<a href="#">Phantom 2BD3K-PHANTOM The Automated Chess Board</a> [pdf] User Manual 2BD3K-PHANTOM, 2BD3KPHANTOM, 2BD3K-PHANTOM The Automated Chess Board, The Automated Chess Board, Automated Chess Board, Chess Board, Board
---	---

## References

- [User Manual](#)

## **Manuals+. Privacy Policy**

This website is an independent publication and is neither affiliated with nor endorsed by any of the trademark owners. The "Bluetooth®" word mark and logos are registered trademarks owned by Bluetooth SIG, Inc. The "Wi-Fi®" word mark and logos are registered trademarks owned by the Wi-Fi Alliance. Any use of these marks on this website does not imply any affiliation with or endorsement.