



petTec Chirpy Sparrow Plush Pet Toy User Manual

[Home](#) » [petTec](#) » petTec Chirpy Sparrow Plush Pet Toy User Manual 

petTec Chirpy Sparrow Plush Pet Toy User Manual



Contents

- [1 SPECIFICATIONS](#)
- [2 CHARGING](#)
- [3 CATNIP](#)
- [4 CAT TREATS](#)
- [5 HOW TO PLAY / USE](#)
- [6 CUSTOMER SERVICE](#)
- [7 MANUFACTURER INFORMATION AND SERVICE](#)
- [8 DISPOSAL](#)
- [9 Documents / Resources](#)
- [10 Related Posts](#)

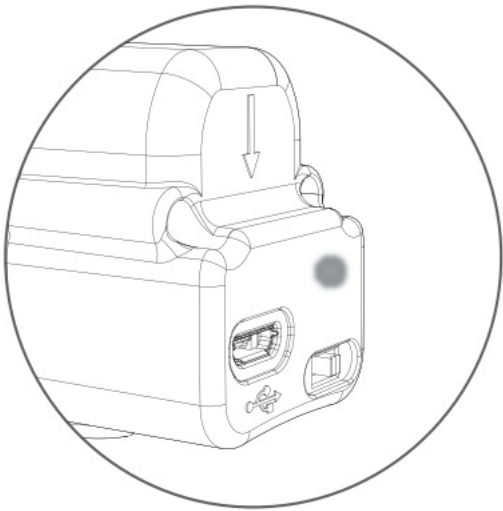
SPECIFICATIONS

- Name: Plush Pet Toy

- Model: Chirpy Sparrow
- Dimension: 230 x 180 x 120 mm
- Weight: 120 g
- Battery: Litium-Ion / 500mAh / 5V
- Content: Lobster Toy, Micro-USB cable, 2x Catnip, Manual

CHARGING

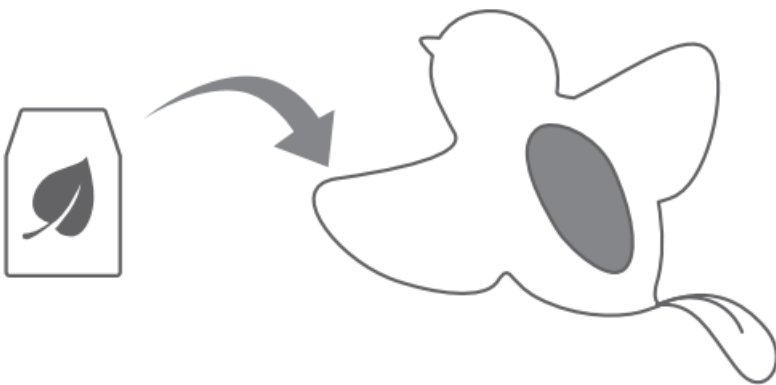
- The toy is fully charged in one hour
- One charge provides 150 dancing cycles
- ● Charging ● Fully Charged



CATNIP

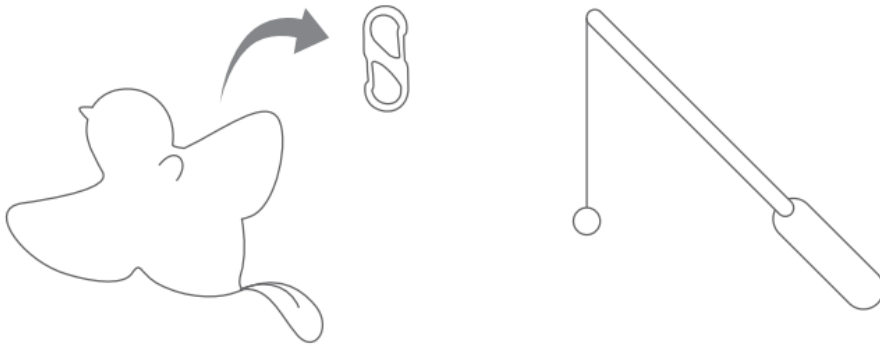
- Only use catnip that is sealed into a porous bag e.g. teabag 12 bags included)
- Insert catnip bag into the pouch provided and close with the velcro.

⚠ **IMPORTANT:** Do not use loose catnip as this can damage the mechanism.



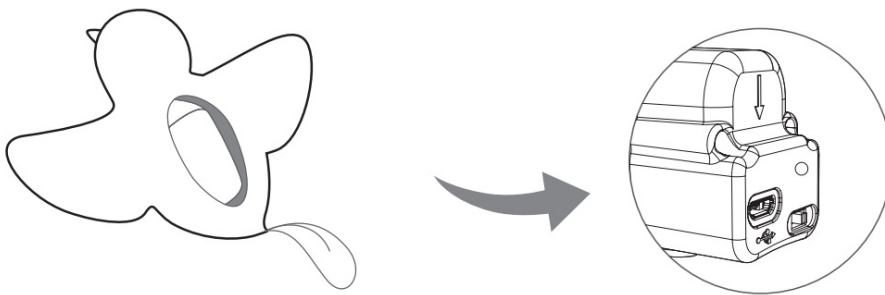
CAT TREATS

There is a hook at the top of the toy. A rod (not included! can be attached there to play actively with your cat.



HOW TO PLAY / USE

- Open the Sparrow on the belly by pulling apart the Velcro.
- Fully charge the dancing Sparrow with the supplied Micro-USB charging cable until the LED turns green.
- Insert the catnip into the pouch on the side, move the switch to the ON position and close the Sparrow.
- The toy is equipped with an integrated sensor that reacts to touch! If the sensor detects a touch, the wings start to beat and the bird starts to chirp at the same time.
- No need to turn off the toy unless you don't want it to move on touch. The toy goes into sleep mode once it isn't being touched.



CUSTOMER SERVICE

Declaration of conformity

Stage 10 GmbH confirms that the product described in these instructions (Plush Pet Toy) conforms to guideline 2014/53/EU. The complete text of the EU declaration of conformity is available at the following URL:



<https://support.pettec.de/hc/de/categories/360003070060-PetTec-Plush-Toys>

CE Declaration of conformity (see chapter „Declaration of conformity-1: Products designated with this symbol fulfill all applicable community provisions of the European Economic Area.

MANUFACTURER INFORMATION AND SERVICE

If you have questions about the PetTec Plush Pet Toy or experience problems using it, first contact us via email at the following address: info@PetTec.de



PetMc® is a brand of Stage10 GmbH Oranienburger Str. 45 10117 Berlin www.PetTec.com

You can find further information about our products, troubleshooting, and helpful tips at: support.PetTec.de

DISPOSAL

Disposing of packaging

Please sort the packaging before disposal:

-  Cardboard and paperboard with paper recycling
-  Plastic wrap with recyclables

Disposal of devices



Applicable in the European Union and other European countries with systems for the separate collection of recyclables.



Do not dispose of used devices with household trash!

If your Plush Pet Toy is no longer usable, each user is obligated by law to dispose of used devices separately from household trash, e.g. at a collection site in your municipality. This ensures that used devices are recycled properly and that negative environmental effects are avoided. Therefore, electronic devices are marked with the symbol shown here.

Labelling requirements.

This device complies with part 15 of the FCC Rules. Operation is subject to the following two conditions: (1) This

device may not cause harmful interference, and (2) this device must accept any interference received, including interference that may cause undesired operation.

Information to user.

Any Changes or modifications not expressly approved by the party responsible for compliance could void the user’s authority to operate the equipment.

Information to the user.

Note: This equipment has been tested and found to comply with the limits for a Class B digital device, pursuant to part 15 of the FCC Rules. These limits are designed to provide reasonable protection against harmful interference in a residential installation. This equipment generates uses and can radiate radio frequency energy and, if not installed and used in accordance with the instructions, may cause harmful interference to radio communications. However, there is no guarantee that interference will not occur in a particular installation. If this equipment does cause harmful interference to radio or television reception, which can be determined by turning the equipment off and on, the user is encouraged to try to correct the interference by one or more of the following measures:

- Reorient or relocate the receiving antenna.
- Increase the separation between the equipment and receiver.
- Connect the equipment into an outlet on a circuit different from that to which the receiver is connected.
- Consult the dealer or an experienced radio/TV technician for help.

The device has been evaluated to meet general RF exposure requirement. The device can be used in portable exposure condition without restriction.

Documents / Resources

	petTec Chirpy Sparrow Plush Pet Toy [pdf] User Manual 16028, 2AONQ-16028, 2AONQ16028, Chirpy Sparrow, Plush Pet Toy, Chirpy Sparrow Plush Pet Toy
---	--