



# perixx PERIDUO-712 Wireless 2 In 1 Combo With Mini Keyboard and Mouse User Manual

[Home](#) » [Perixx](#) » perixx PERIDUO-712 Wireless 2 In 1 Combo With Mini Keyboard and Mouse User Manual 

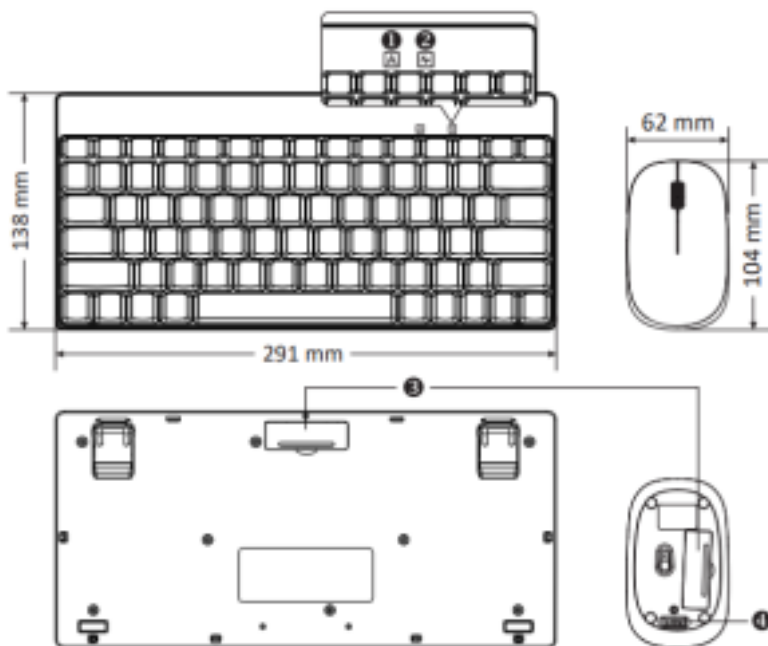
## Contents

- [1 perixx PERIDUO-712 Wireless 2 In 1 Combo With Mini Keyboard and Mouse User Manual](#)
- [2 Product Illustration](#)
- [3 Important Safety Instructions](#)
- [4 Specification](#)
  - [4.1 Keyboard](#)
  - [4.2 Mouse](#)
- [5 FCC Warning](#)
- [6 Read More About This Manual & Download PDF:](#)
- [7 Documents / Resources](#)
  - [7.1 References](#)

## perixx PERIDUO-712 Wireless 2 In 1 Combo With Mini Keyboard and Mouse User Manual



### Product Illustration

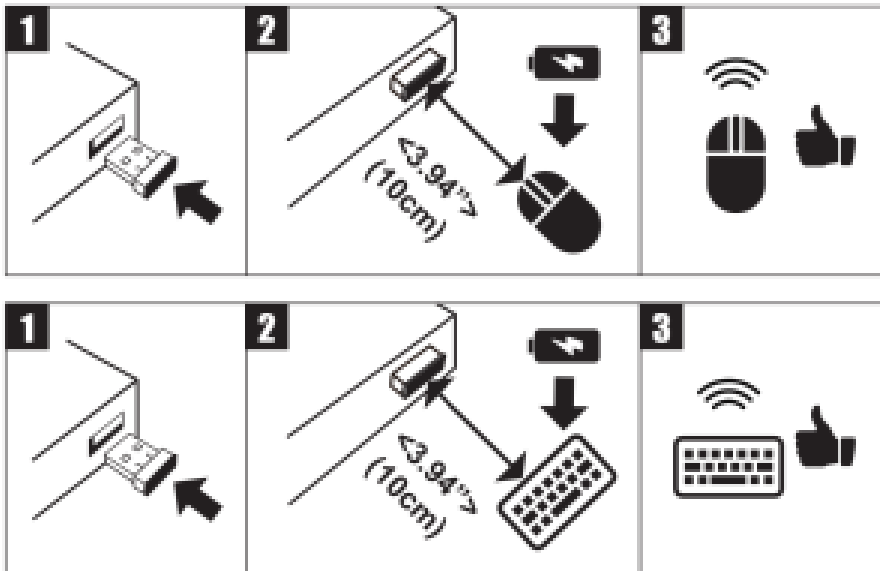


1. Caps Lock indicator

1. Low Voltage indicator(the LED indicator will start flash when the battery on Keyboard is under 1.0V output)

2. Battery Cover (Keyboard: 1pcs \* AA battery) (Mouse: 1pcs\* AA battery)

1. Nano Receiver



## Important Safety Instructions

- Avoid Dropping.
- Do not disassemble.
- Do not expose to liquids.
- This product is suitable for moderate climates only.
- The maximum ambient temperature during use of this product must not exceed 40 degree
- Open flame sources, such as candles, must not be placed on this product.
- Only use a dry cloth or brush to clean this product.

## Specification

### Keyboard

- **Interface:** 2.4G
- **Size:** 291\*138\*19mm
- **Input Current:** 1.5V /  $\leq 6\text{mA}$
- **Weight:** 310g
- **Material:** ABS
- **OS requirement:** Win 7 / above
- **Key number:** 79
- **Key Type:** Membrane
- **Actuation distance:**  $2.0 \pm 0.2\text{mm}$
- **Total travel distance:**  $3.0 \pm 0.3\text{mm}$
- **Durability:** 8 million key presses

### Mouse

- **Interface:** 2.4G
- **Size:** 104\*62\*34mm
- **Input Current:** 1.5V /  $\leq 10\text{mA}$

- **Weight:** 75g
- **Material:** ABS
- **OS requirement:** Win 7 / above
- **Key number:** 3
- **DPI:** 1200
- **Acceleration:** 10G
- **Tracking Speed:** 30 IPS
- **Report Rate:** 125HZ
- **Durability:** 3 million key presses

#### **Attention:**

To adjust the mouse to your personal preferences please follow the steps below:

1. Open mouse settings
2. Click on "Additional mouse operations"
3. Adjust "Double-click speed", "Motion", and "Vertical scrolling" to meet your preferences.

For any further questions please don't hesitate to contact us directly via our website ([www.perixx.com](http://www.perixx.com)).

#### **FCC Warning**

This device complies with Part 15 of the FCC Rules. Operation is subject to the following two conditions:

1. This device may not cause harmful interference, and
2. this device must accept any interference received, including interference that may cause undesired operation.

#### **NOTE 1:**

This equipment has been tested and found to comply with the limits for a Class B digital device, pursuant to part 15 of the FCC Rules. These limits are designed to provide reasonable protection against harmful interference in a residential installation. This equipment generates uses and can radiate radio frequency energy and, if not installed and used in accordance with the instructions, may cause harmful interference to radio communications. However, there is no guarantee that interference will not occur in a particular installation. If this equipment does cause harmful interference to radio or television reception, which can be determined by turning the equipment off and on, the user is encouraged to try to correct the interference by one or more of the following measures:

- Reorient or relocate the receiving antenna.
- Increase the separation between the equipment and receiver.
- Connect the equipment into an outlet on a circuit different from that to which the receiver is connected.
- Consult the dealer or an experienced radio/TV technician for help

#### **NOTE 2:**

Any changes or modifications to this unit not expressly approved by the party responsible for compliance could void the user's authority to operate the equipment.


#### **Caution**

- The manufacturer and re-resellers are not responsible for any technical malfunctions, damage, or personal injury incurred by:
- Any attempt to dismantle, change or modify the product in any manner
- Malfunction or damage due to misuse or improper alteration or repair.
- Malfunction or damage caused by external influence such as falling
- Malfunction or damage is caused by a fire, salt, gas, earthquake, lightning, wind, water, or other natural calamities, or abnormal voltage.
- Malfunction or damage is caused by other devices connected to the products. Malfunction or damage is caused by high temperature, humid, greasy, dusty and hazardous environment.
- You are cautioned that changes or modifications not expressly approved by Perixx Computer GmbH could void your authority to operate the equipment.
- All brand names, trademarks and logos are the properties of their respective owners.

**Please Note:** Long-term repetitive use of any keyboard and mouse could cause injury to user. Perixx recommends users to avoid excessive use of this or any keyboard and mouse.

### ***Read More About This Manual & Download PDF:***

### **Documents / Resources**

	<p><a href="#">perixx PERIDUO-712 Wireless 2 In 1 Combo With Mini Keyboard and Mouse</a> [pdf] User Manual</p> <p>PERIDUO-712 Wireless 2 In 1 Combo With Mini Keyboard and Mouse, PERIDUO-712, Wireless 2 In 1 Combo With Mini Keyboard and Mouse, Mini Keyboard and Mouse, Keyboard and Mouse</p>
---	--

### **References**

- [User Manual](#)

#### Manuals+, Privacy Policy

This website is an independent publication and is neither affiliated with nor endorsed by any of the trademark owners. The "Bluetooth®" word mark and logos are registered trademarks owned by Bluetooth SIG, Inc. The "Wi-Fi®" word mark and logos are registered trademarks owned by the Wi-Fi Alliance. Any use of these marks on this website does not imply any affiliation with or endorsement.