



## perixx PERIDUO-606A Ergonomic Combo Wireless Keyboard and Mouse for Windows User Manual

[Home](#) » [Perixx](#) » perixx PERIDUO-606A Ergonomic Combo Wireless Keyboard and Mouse for Windows User Manual 



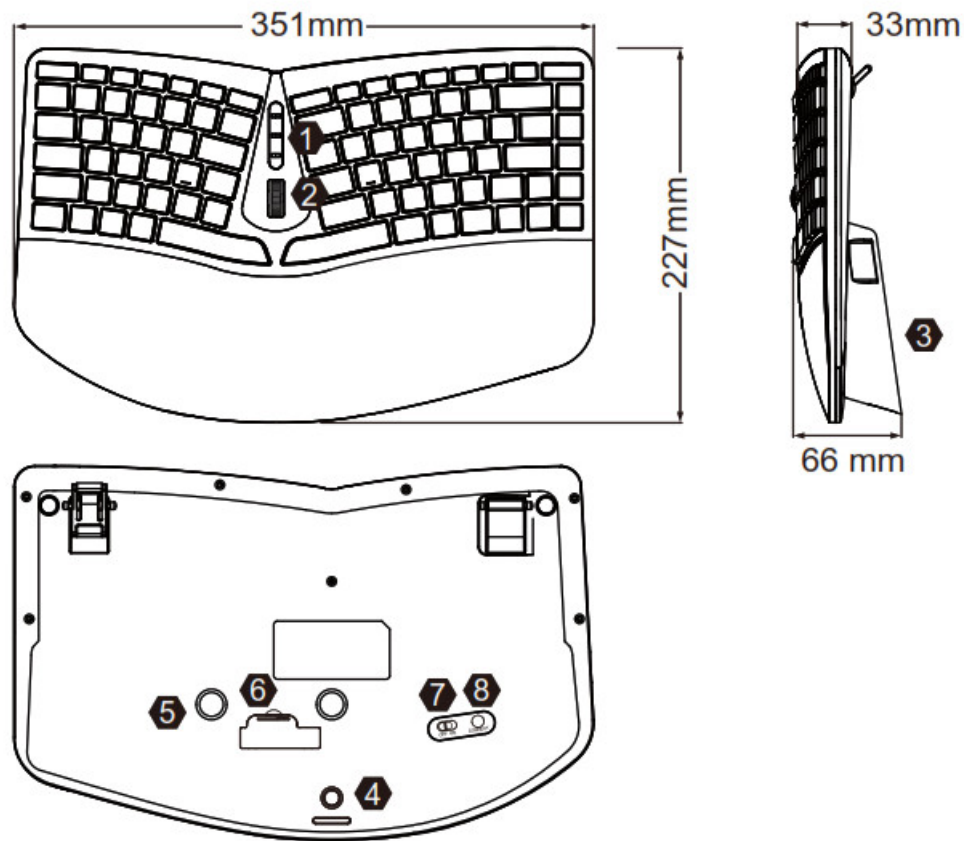
PERIDUO-606A



### Contents

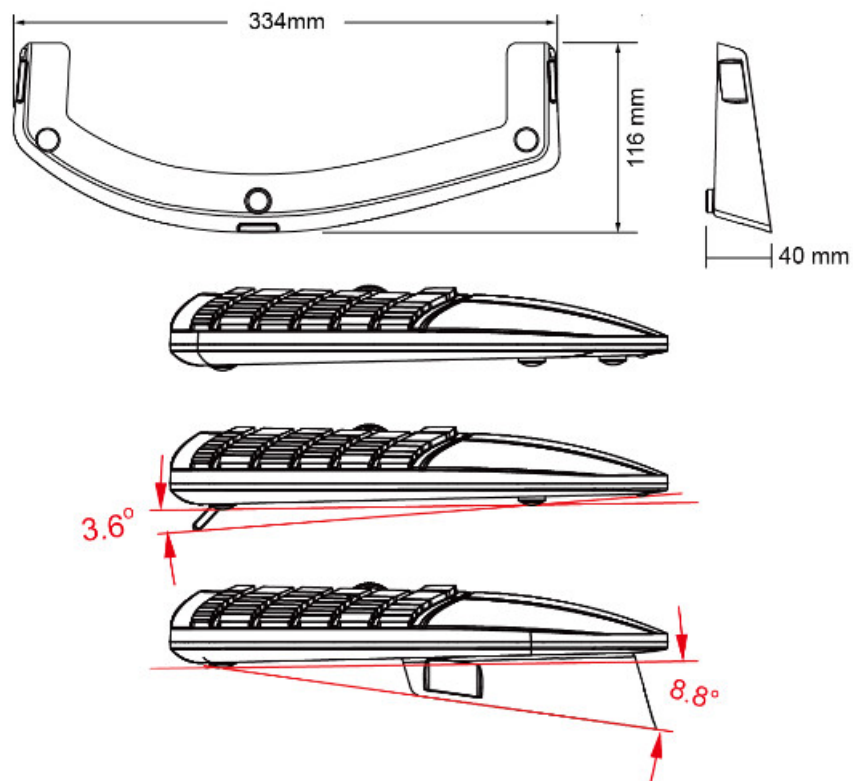
- [1 Product Illustration](#)
- [2 FCC Warning](#)
- [3 Specification](#)
- [4 Multimedia keys](#)
- [5 Documents / Resources](#)
- [6 Related Posts](#)

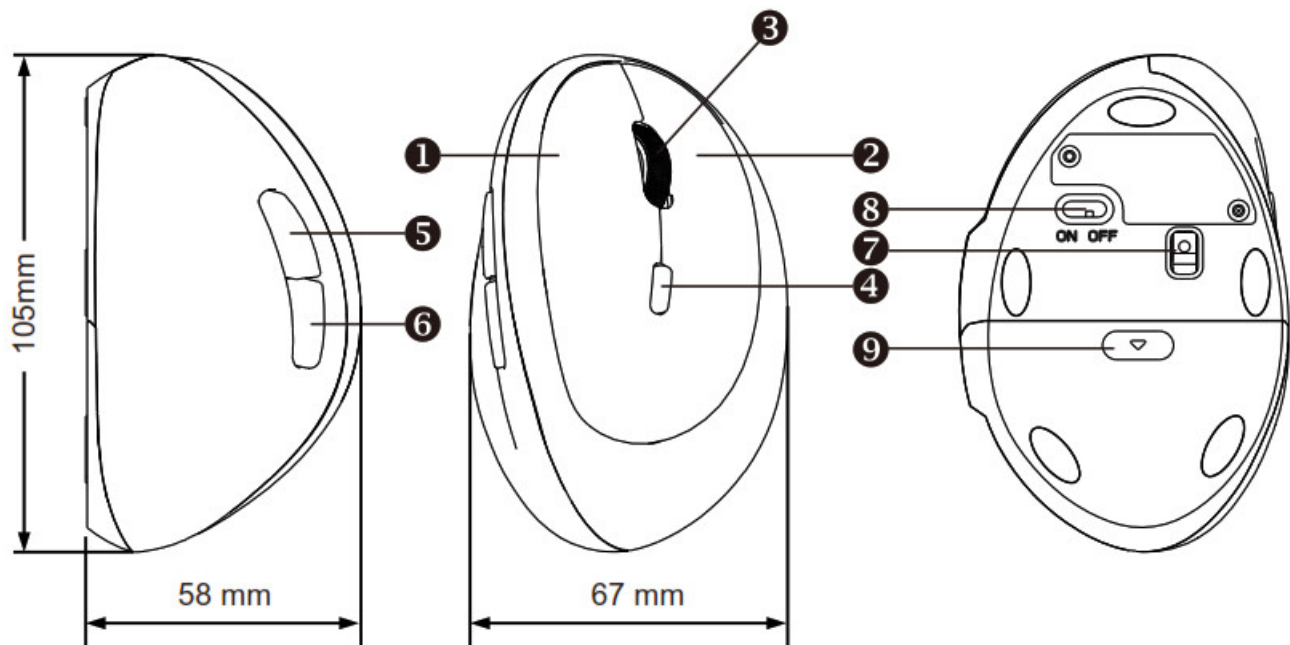
## Product Illustration



1 LED Indicators (Low Battery/pairing, Caps Lock and Scroll Lock) 2 Scroll Wheel/Middle Click 3 Keyboard Stand  
 4 Position 1: For Removable Magnet Foot & Keyboard Stand 5 Position 2: For Removable Magnet Foot 6 Battery & Receiver Storage 7 On/Off switch 8 Connect Button

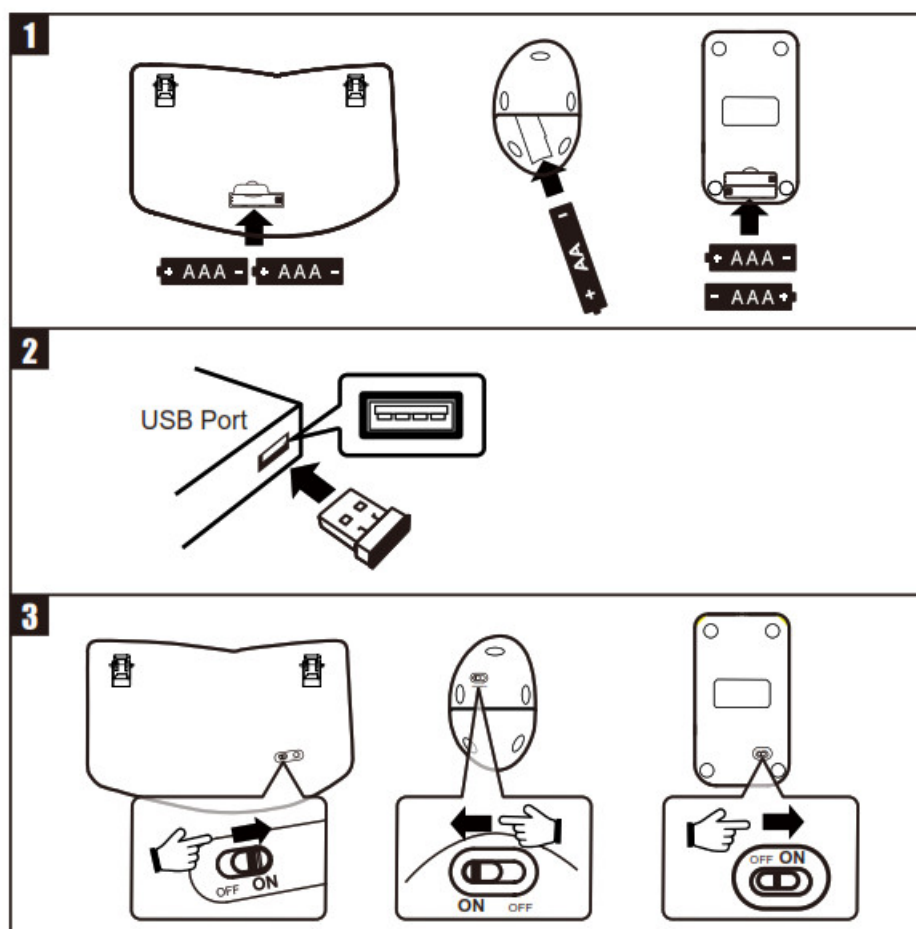
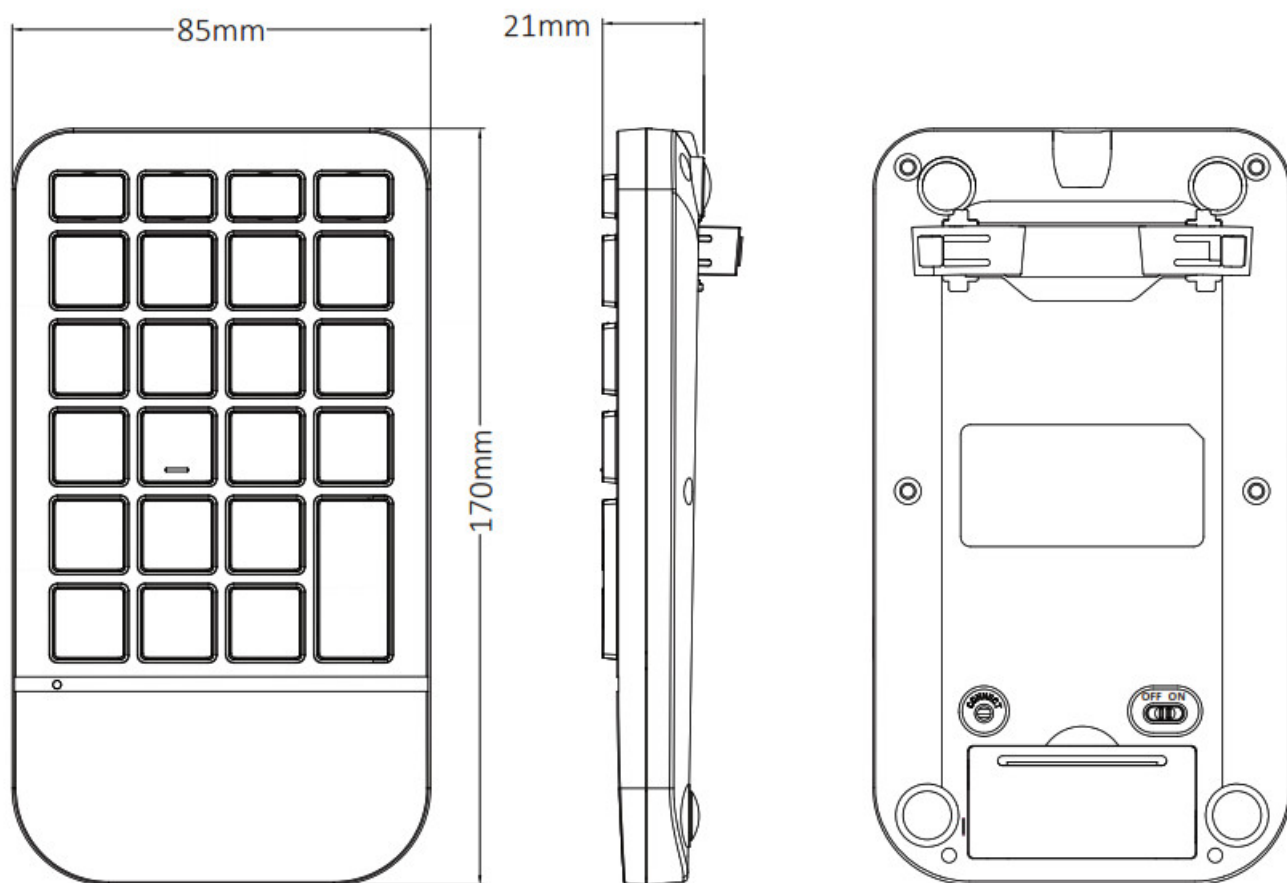
### ③ Keyboard Stand





1. Left Click Button
  2. Right-Click Button
  3. Scroll Wheel/Middle Click
  4. DPI Switch
- 3DPI Levels: 800/1200/1600 DPI

5. Forward(Browser)
6. Backward(Browser)
7. Sensor
8. On/Off Switch
9. 1Battery & Receiver Storage



## FCC Warning

This device complies with Part 15 of the FCC Rules. Operation is subject to the following two conditions:

(1) This device may not cause harmful interference, and (2) this device must accept any interference received, including interference that may cause undesired operation.

**NOTE 1:**

This equipment has been tested and found to comply with the limits for a Class B digital device, pursuant to part 15 of the FCC Rules. These limits are designed to provide reasonable protection against harmful interference in a residential installation. This equipment generates uses and can radiate radio frequency energy and, if not installed and used in accordance with the instructions, may cause harmful interference to radio communications. However, there is no guarantee that interference will not occur in a particular installation. If this equipment does cause harmful interference to radio or television reception, which can be determined by turning the equipment off and on, the user is encouraged to try to correct the interference by one or more of the following measures:

- Reorient or relocate the receiving antenna.
- Increase the separation between the equipment and receiver.
- Connect the equipment into an outlet on a circuit different from that to which the receiver is connected.
- Consult the dealer or an experienced radio/TV technician for help.

**NOTE 2:**

Any changes or modifications to this unit not expressly approved by the party responsible for compliance could void the user's authority to operate the equipment.

**Caution**

- The manufacturer and re-resellers are not responsible for any technical malfunctions, damage, or personal injury incurred by:
- Any attempt to dismantle, change or modify the product in any manner
- Malfunction or damage is due to misuse or improper alteration or repair.
- Malfunction or damage caused by external influence such as falling
- Malfunction or damage is caused by fire, salt, gas, earthquake, lightning, wind, water, or other natural calamities, or abnormal voltage.
- Malfunction or damage is caused by other devices connected to the products.
- Malfunction or damage is caused by high temperature, humid, greasy, dusty, and hazardous environment.
- You are cautioned that changes or modifications not expressly approved by Perixx Computer GmbH could void your authority to operate the equipment.
- All brand names, trademarks, and logos are the properties of their respective owners.

Please Note: Long-term repetitive use of any keyboard and mouse could cause injury to the user. Perixx recommends users avoid excessive use of this or any keyboard and mouse.

**Important Safety Instructions:**

- Avoid dropping.
- Do not disassemble.
- This product is suitable for moderate climates only.
- The maximum ambient temperature during use of this product must not exceed 40 degree
- Open flame sources, such as candles, must not be placed on this product.
- Only use a dry cloth or brush to clean this product.

Perixx offers a one-year limited warranty with an optional one-year extension.

**Specification**

\*Keyboard

Interface	USB 2.0		
Size	351*227*66mm		
Weight	607g±10g	Number of Keys	86 keys (US layout)
Input Current	DC 3V 5mA	Type of Keyboard	87 keys (EU layout)
Battery Required	AAA batteries 2pcs	Total travel distance	Membrane
Material	ABS	Durability	2.2±0.2mm
Requirements	Win 7 / above		4.5±0.2mm
			10 million keypresses
















#### **\*Mouse**

Interface	USB 2.0		
Size	105*58*67mm		
Weight	107g±10g	Number of Buttons	6
Input Current	DC 1.5V 25mA	DPI	10 G
Battery Required	AA battery 1pc	Tracking Speed	30 IPS
Material	ABS	Report Rate	800/1200/1600
Operating System	Win 7 / above	Durability	125 Hz
Requirements			1 million keypresses

#### **\*Keypad**


Interface	86*156*20mm		
Size	135g±10g		
Weight	DC 3V 10mA	Number of Keys	Membrane
Input Current	AAA batteries 2pcs	Type of Keyboard	1.3mm
Battery Required	USB 2.0	Actuation distance	2.2±0.2mm
Material	ABS	Total travel distance	23 keys
Operating System	Win 7 / above	Durability	10 million keypresses
Requirements			

#### **Multimedia keys**

	Previous Track		E-mail
	Play/Pause		Home
	Next Track		Calculator
	Mute		Pause
	Volume down		Insert
	Volume up		Scroll Lock
	Search		Delete
	My favorite		



Documents / Resources

	<a href="#">perixx PERIDUO-606A Ergonomic Combo Wireless Keyboard and Mouse for Windows [pdf] User Manual</a> PERIDUO-606A, Ergonomic Combo Wireless Keyboard and Mouse for Windows
---	--