

perixx PERIDUO-406A 3-In-1 Wired Compact Ergonomic Keyboard with Vertical Mouse and Numeric Keypad User Manual

[Home](#) » [Perixx](#) » perixx PERIDUO-406A 3-In-1 Wired Compact Ergonomic Keyboard with Vertical Mouse and Numeric Keypad User Manual 

Contents

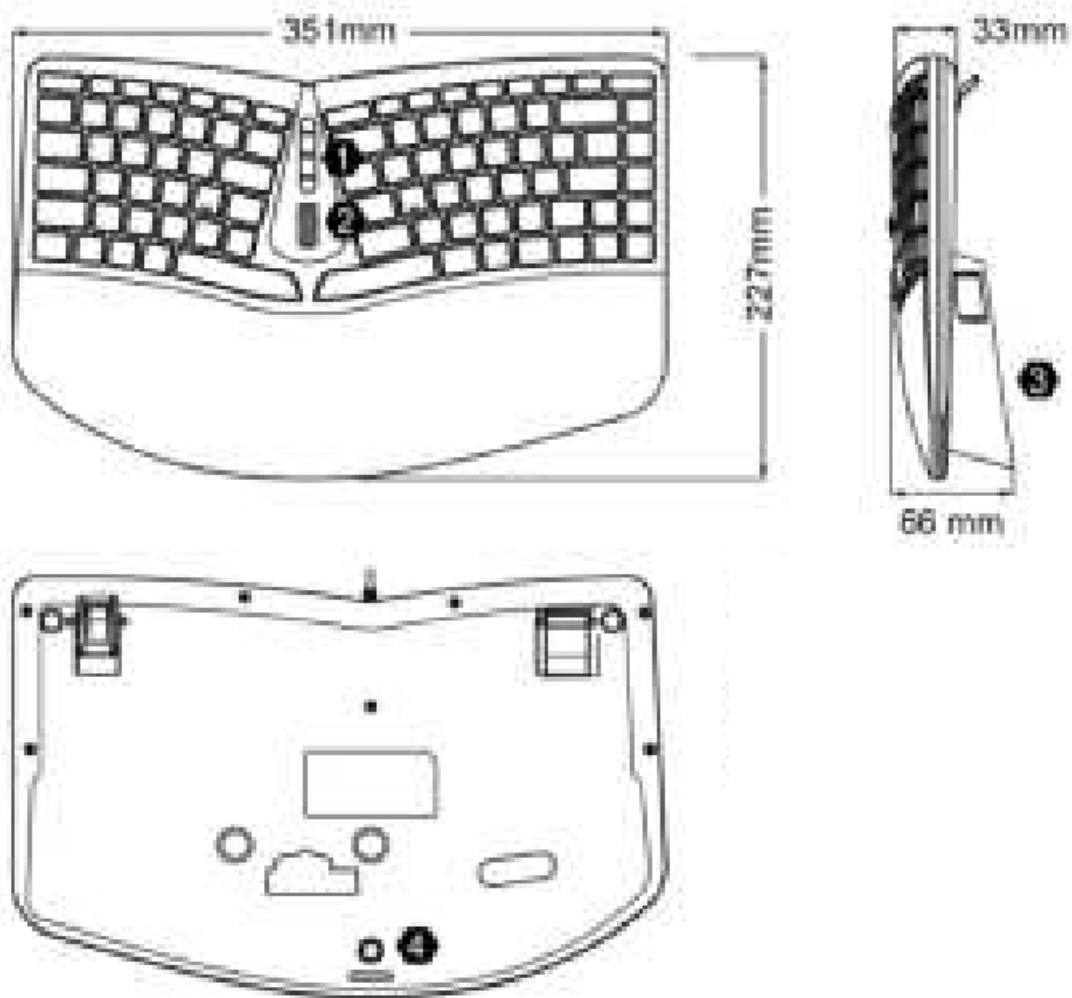
- [1 perixx PERIDUO-406A 3-In-1 Wired Compact Ergonomic Keyboard with Vertical Mouse and Numeric Keypad](#)
- [2 Product illustration](#)
- [3 FCC Warning](#)
- [4 Specification](#)
- [5 Multimedia keys](#)
- [6 Documents / Resources](#)
- [7 Related Posts](#)



perixx PERIDUO-406A 3-In-1 Wired Compact Ergonomic Keyboard with Vertical Mouse and Numeric Keypad

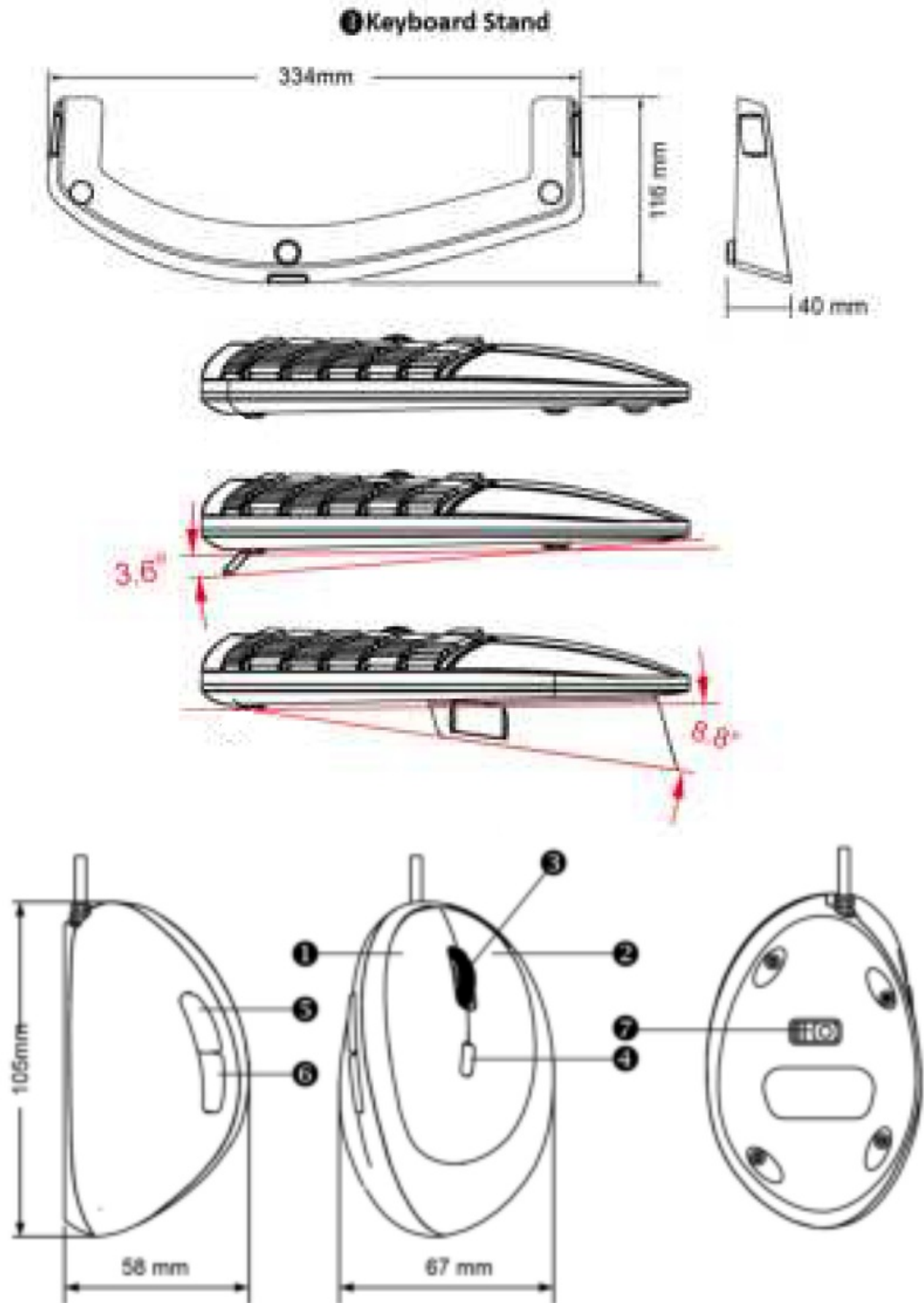


Product illustration



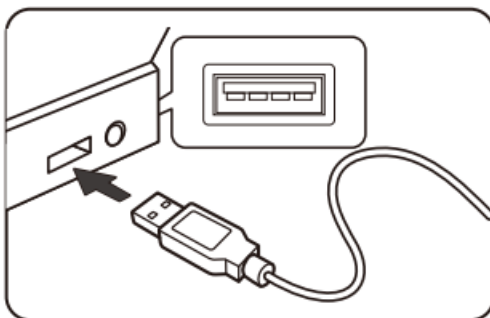
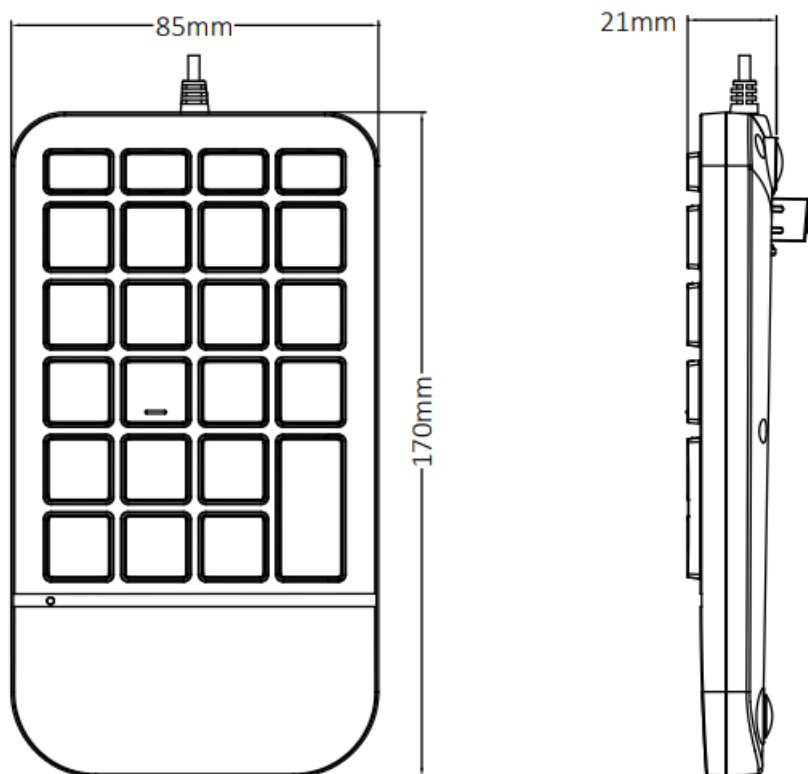
1. LED Indicators Fn, Caps Lock and Scrol Lock)
2. Scroll Wheel/Middle Click

3. Keyboard Stand
4. Removable Magnet Foot



1. Left Click Button

2. Right Click Button
3. Scroll Wheel/Middle Click
4. DPI Switch: 20P1 Levels: 800/1600
5. Forward(Browser)
6. Backward(Browser)
7. Sensor



FCC Warning

This device complies with Part 15 of the FCC Rules. Operation is subject to the following two conditions:

1. This device may not cause harmful interference, and
2. this device must accept any interference received, including interference that may cause undesired operation.

NOTE 1:

This equipment has been tested and found to comply with the limits for a Class B digital device, pursuant to part 15 of the FCC Rules. These limits are designed to provide reasonable protection against harmful interference in a residential installation. This equipment generates uses and can radiate radio frequency energy and, if not installed and used in accordance with the instructions, may cause harmful interference to radio communications. However, there is no guarantee that interference will not occur in a particular installation. If this equipment does cause

harmful interference to radio or television reception, which can be determined by turning the equipment off and on, the user is encouraged to try to correct the interference by one or more of the following measures:

- Reorient or relocate the receiving antenna.
- Increase the separation between the equipment and receiver.
- Connect the equipment into an outlet on a circuit different from that to which the receiver is connected.
- Consult the dealer or an experienced radio/TV technician for help.

NOTE 2:

Any changes or modifications to this unit not expressly approved by the party responsible for compliance could void the user's authority to operate the equipment.

Caution

- The manufacturer and re-resellers are not responsible for any technical malfunctions, damage, or personal injury incurred by:
 - Any attempt to dismantle, change or modify the product in any manner
 - Malfunction or damage is due to misuse or improper alteration or repair.
 - Malfunction or damage caused by external influence such as falling
 - Malfunction or damage is caused by fire, salt, gas, earthquake, lightning, wind, water, or other natural calamities, or abnormal voltage.
 - Malfunction or damage is caused by other devices connected to the products.
 - Malfunction or damage is caused by high temperature, humid, greasy, dusty, and hazardous environment.
- You are cautioned that changes or modifications not expressly approved by Perixx Computer GmbH could void your authority to operate the equipment.
- All brand names, trademarks, and logos are the properties of their respective owners. Please Note: Long-term repetitive use of any keyboard and mouse could cause injury to the user. Perixx recommends users avoid excessive use of this or any keyboard and mouse.

Important Safety Instructions:

- Avoid dropping.
- Do not disassemble.
- This product is suitable for moderate climates only.
- The maximum ambient temperature during use of this product must not exceed 40 degree
- Open flame sources, such as candles, must not be placed on this product.
- Only use a dry cloth or brush to clean this product.

Perixx offers a one-year limited warranty with an optional one-year extension.

Specification

KEYBOARD

Interface	USB Type-A	Number of Keys	86 keys (US layout) 87 keys (EU layout)
Size	351*227*66mm	Type of Keyboard	Membrane
Weight	620g±10g	Actuation distance	2.2±0.2mm
Cable Length	1800mm	Total travel distance	4.5±0.2mm
Material	ABS	Durability	10 million keypresses
Operating System Requirements	Win 7 / above		

MOUSE

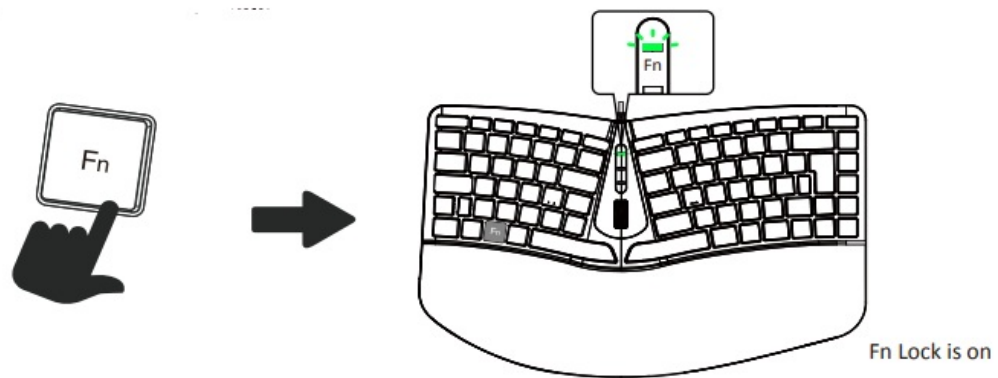
Interface	USB Type-A	Number of Buttons	6
Size	105*58*67mm	DPI	800/1600
Weight	120g±10g	Acceleration	8 G
Cable Length	1800mm	Tracking Speed	25 IPS
Material	ABS	Report Rate	125 Hz
Operating System Requirements	Win 7 / above	Durability	1 million keypresses

KEYPAD

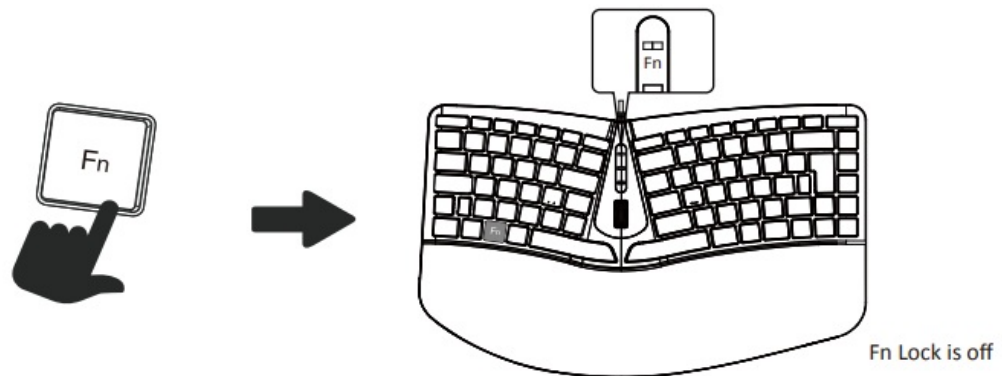
Interface	USB Type-A	Number of Keys	23 keys
Size	86*156*20mm	Type of Keyboard	Membrane
Weight	155g±10g	Actuation distance	1.3mm
Cable Length	1000mm	Total travel distance	2.2±0.2mm
Material	ABS	Durability	10 million keypresses
Operating System Requirements	Win 7 / above		

Multimedia keys

Please press “Fn” before using multimedia keys.



F1 Previous Track	F2 Play/Pause	F3 Next Track	F4 Mute	F5 Volume down
F6 Volume up	F7 Search	F8 My favorite	F9 E-mail	F10 Home
F11 Calculator	ScrLK Pause	Delete Insert		



ScrLK Pause	Delete Insert
-------------	---------------

Documents / Resources

<p>perixx PERIDUO-406A</p>	<p>perixx PERIDUO-406A 3-In-1 Wired Compact Ergonomic Keyboard with Vertical Mouse and Numeric Keypad [pdf] User Manual PERIDUO-406A, 3-In-1 Wired Compact Ergonomic Keyboard with Vertical Mouse and Numeric Keypad</p>
--------------------------------	--