



perixx PERIBOARD-810 Multi-Device Bluetooth Keyboard User Manual

[Home](#) » [Perixx](#) » perixx PERIBOARD-810 Multi-Device Bluetooth Keyboard User Manual 

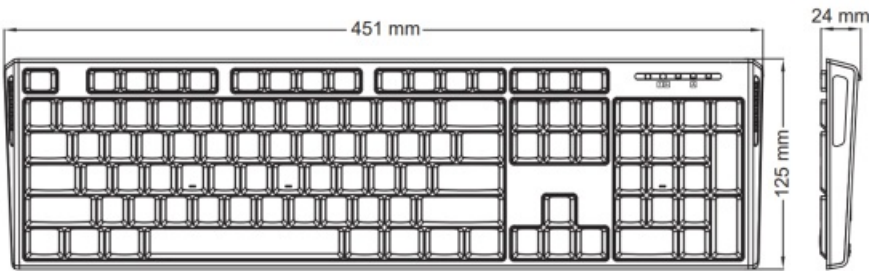
perixx PERIBOARD-810 Multi-Device Bluetooth Keyboard User Manual



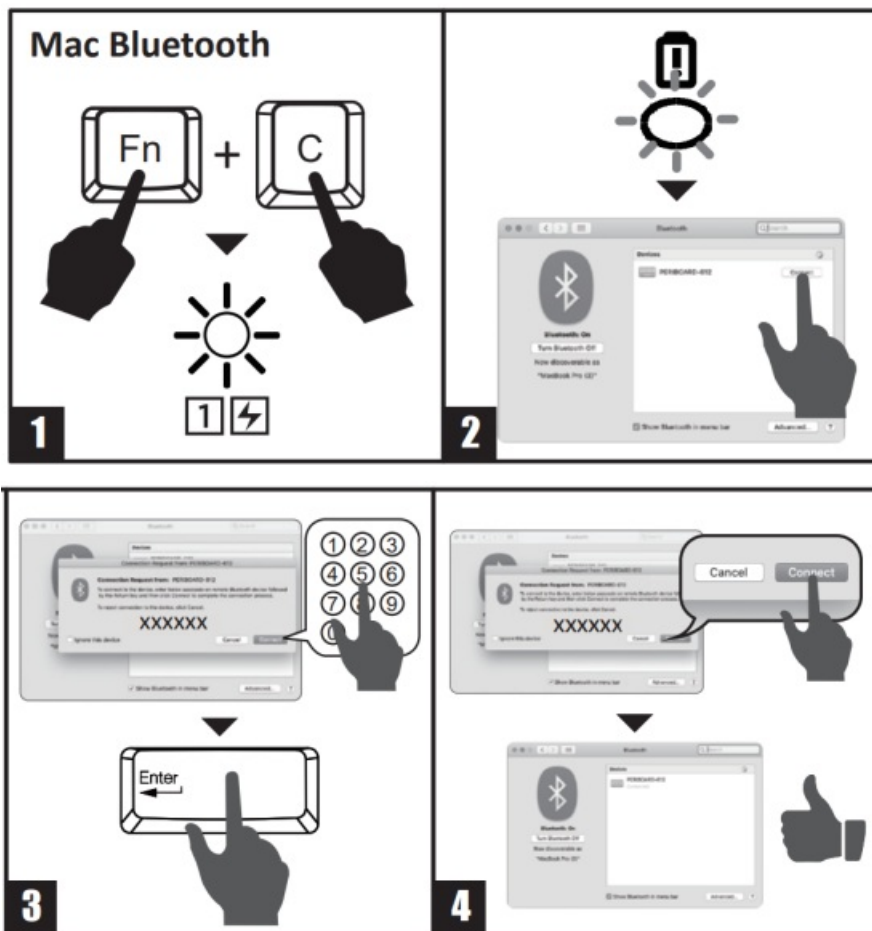
Contents

- 1 [Product Illustration](#)
- 2 [Important Safety Instructions](#)
- 3 [Specification](#)
- 4 [FCC Warning](#)
- 5 [Documents / Resources](#)
- 6 [Related Posts](#)

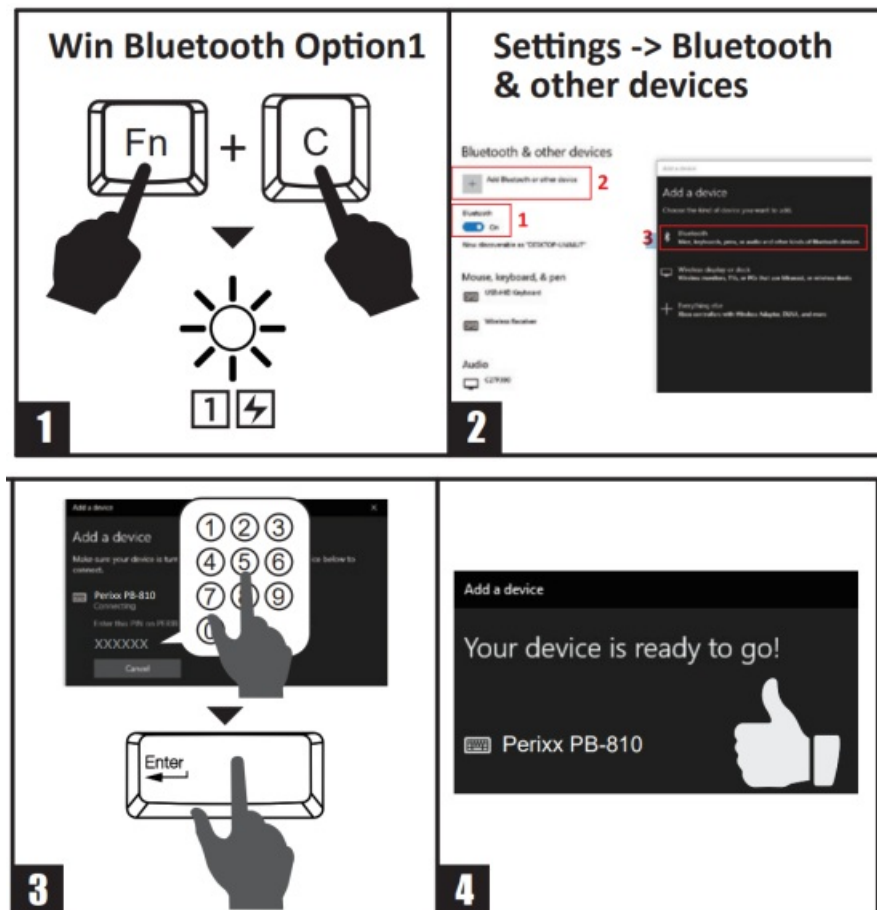
Product Illustration



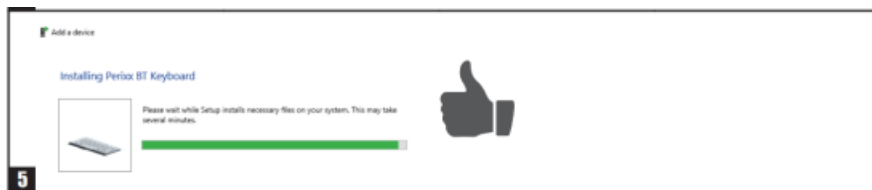
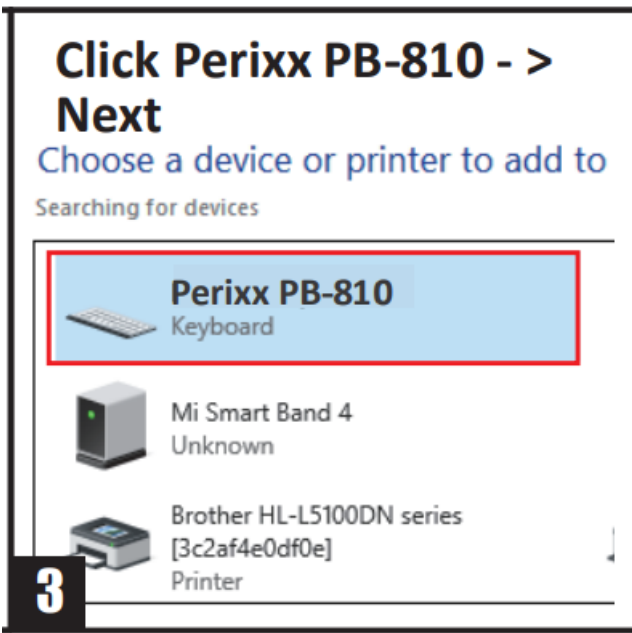
Mac Bluetooth



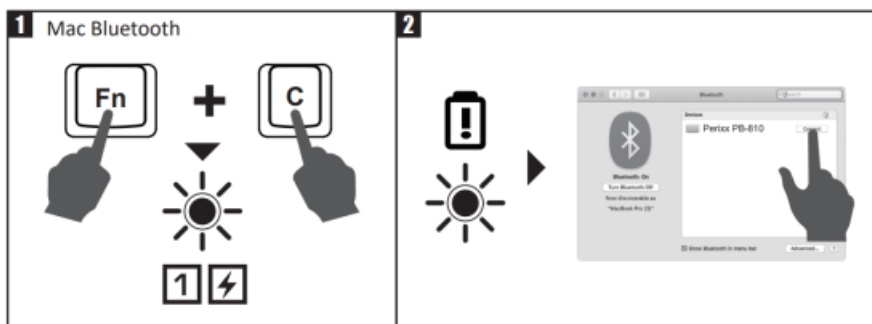
Win Bluetooth Option 1

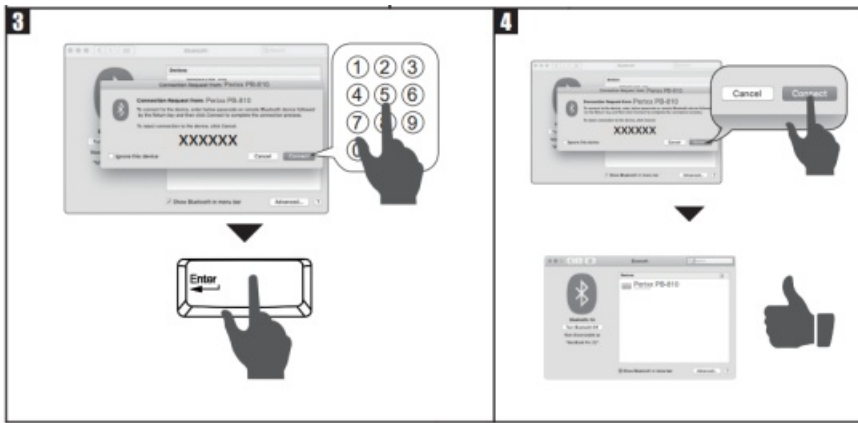


Win Bluetooth Option 2



Mac Bluetooth





Important Safety Instructions

- Avoid Dropping.
- Do not disassemble.
- Do not expose to liquids.
- This product is suitable for moderate climates only.
- The maximum ambient temperature during use of this product must not exceed 40 degree.
- Open flame sources, such as candles, must not be placed on this product.
- Only use a dry cloth or brush to clean this product

Specification

- Interface: Bluetooth 3.0
- Size: 451*125*24mm
- Input Current: 1.5V / $\leq 8\text{mA}$
- Weight: 396g
- Material: ABS
- OS requirement: Win 7 / above
- Key number: 104
- Key Type: Membrane
- Actuation distance: $3.8 \pm 0.2\text{mm}$
- Total travel distance: $2 \pm 0.2\text{mm}$
- Durability: 8 million keypresses

Fn + Scroll Lock > Open new web Page

Fn + F1 > Cut

Fn + F2 > Copy

Fn + F3 > Paste

Fn + F4 > keyboard Language Shift

Fn + F5 > Search

Fn + F6 > Previous Track

Fn + F7 > Play/Pause

Fn + F8 > Next Track

Fn + F9 > Mute

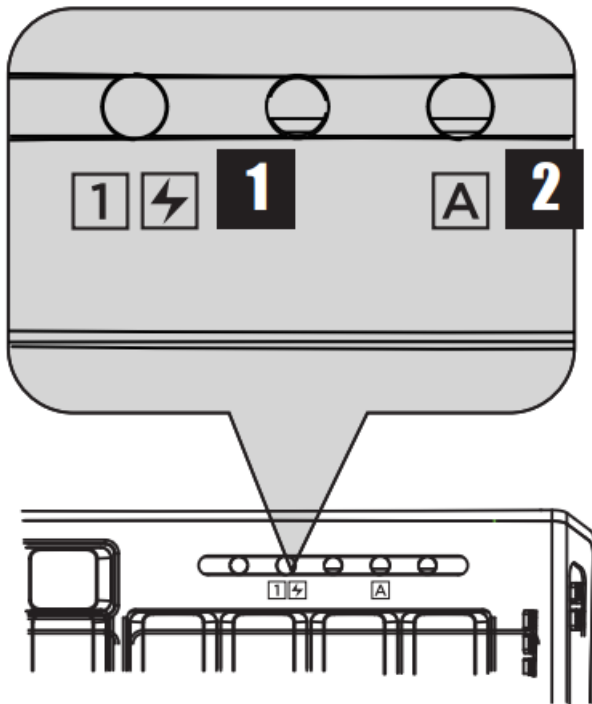
Fn + F10 > Volume Down
Fn + F11 > Volume Up
Fn + F12 > Power off
Fn + C > Pairing

1. 1st LED Indicator

Number Lock On/Off Status: Blue LED On Power On: Blue LED on (3 seconds) Bluetooth pairing Status: Blue LED blinking Low Voltage Status: Blue LED blinking

2. 2nd LED Indicator

Caps Lock Status: Blue LED on



FCC Warning

This device complies with Part 15 of the FCC Rules. Operation is subject to the following two conditions:

(1) This device may not cause harmful interference, and (2) this device must accept any interference received, including interference that may cause undesired operation.

NOTE 1:

This equipment has been tested and found to comply with the limits for a Class B digital device, pursuant to part 15 of the FCC Rules. These limits are designed to provide reasonable protection against harmful interference in a residential installation. This equipment generates uses and can radiate radio frequency energy and, if not installed and used in accordance with the instructions, may cause harmful interference to radio communications. However, there is no guarantee that interference will not occur in a particular installation. If this equipment does cause harmful interference to radio or television reception, which can be determined by turning the equipment off and on, the user is encouraged to try to correct the interference by one or more of the following measures:

- Reorient or relocate the receiving antenna.
- Increase the separation between the equipment and receiver.
- Connect the equipment into an outlet on a circuit different from that to which the receiver is connected.

- Consult the dealer or an experienced radio/TV technician for help.

NOTE 2:


Any changes or modifications to this unit not expressly approved by the party responsible for compliance could void the user's authority to operate the equipment.

Caution

- The manufacturer and re-resellers are not responsible for any technical malfunctions, damage, or personal injury incurred by:
 - Any attempt to dismantle, change or modify the product in any manner
 - Malfunction or damage due to misuse or improper alteration or repair.
 - Malfunction or damage caused by external influence such as falling
 - Malfunction or damage is caused by a fire, salt, gas, earthquake, lightning, wind, water, or other natural calamities, or abnormal voltage.
 - Malfunction or damage is caused by other devices connected to the products.
 - Malfunction or damage is caused by high temperature, humid, greasy, dusty and hazardous environment.
 - You are cautioned that changes or modifications not expressly approved by Perixx Computer GmbH could void your authority to operate the equipment.
- All brand names, trademarks and logos are the properties of their respective owners

Please Note: Long-term respective use of any keyboard and mouse could cause injury to user. Perixx recommends users to avoid excessive use of this or any keyboard and mouse.

Documents / Resources

 <p>perixx PERIBOARD-810</p> <p>PERIBOARD-810, PERIBOARD810, Z2G-PERIBOARD-810, Z2GPERIBOARD810, PERIBOARD-810 Multi-Device Bluetooth Keyboard, Multi-Device Bluetooth Keyboard</p> <p>perixx</p>	<p>perixx PERIBOARD-810 Multi-Device Bluetooth Keyboard [pdf] User Manual PERIBOARD-810, PERIBOARD810, Z2G-PERIBOARD-810, Z2GPERIBOARD810, PERIBOARD-810 Multi-Device Bluetooth Keyboard, Multi-Device Bluetooth Keyboard</p>
--	---