



# perixx Periboard-505 Plus Wired min Trackball Keyboard User Manual

[Home](#) » [Perixx](#) » perixx Periboard-505 Plus Wired min Trackball Keyboard User Manual 

## Contents

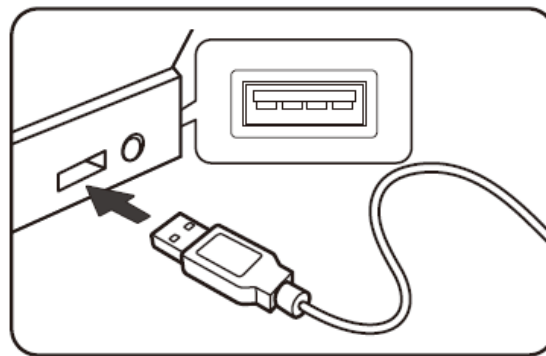
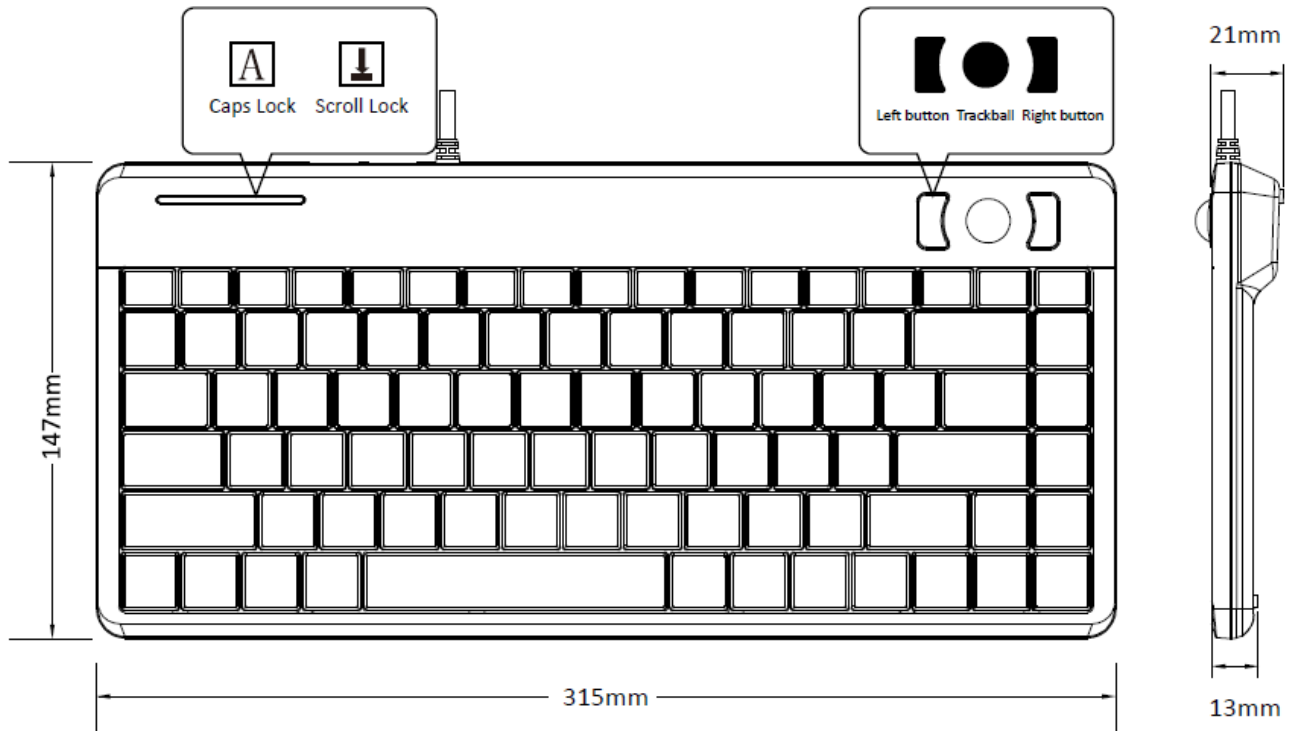
- [1 perixx Periboard-505 Plus Wired min Trackball Keyboard](#)
- [2 Product Illustration](#)
- [3 FCC Warning](#)
- [4 Important Safety Instructions](#)
- [5 Specification](#)
- [6 Multimedia keys](#)
- [7 Documents / Resources](#)
- [8 Related Posts](#)



## perixx Periboard-505 Plus Wired min Trackball Keyboard



## Product Illustration



## FCC Warning

This device complies with Part 15 of the FCC Rules. Operation is subject to the following two conditions:

1. This device may not cause harmful interference, a
2. this device must accept any interference received, including interference that may cause undesired operation.

### NOTE 1:

This device complies with Part 15 of the FCC Rules. Operation is subject to the following two conditions: This device may not cause harmful interference, and this device must accept any interference received, including interference that may cause undesired operation. This equipment has been tested and found to comply with the limits for a Class B digital device, pursuant to part 15 of the FCC Rules. These limits are designed to provide reasonable protection against harmful interference in a residential installation. This equipment generates uses and can radiate radio frequency energy and, if not installed and used in accordance with the instructions, may cause harmful interference to radio communications. However, there is no guarantee that interference will not occur in a particular installation. If this equipment does cause harmful interference to radio or television reception, which can be determined by turning the equipment off and on, the user is encouraged to try to correct the interference by one or

more of the following measures:

- Reorient or relocate the receiving antenna.
- Increase the separation between the equipment and receiver.
- Connect the equipment into an outlet on a circuit different from that to which the receiver is connected.
- Consult the dealer or an experienced radio/TV technician for help

#### **NOTE 2:**

Any changes or modifications to this unit not expressly approved by the party responsible for compliance could void the user's authority to operate the equipment.

#### **Caution**

- The manufacturer and re-resellers are not responsible for any technical malfunctions, damage, or personal injury incurred by:
  - Any attempt to dismantle, change or modify the product in any manner
  - Malfunction or damage is due to misuse or improper alteration or repair.
  - Malfunction or damage caused by external influence such as falling
  - Malfunction or damage is caused by fire, salt, gas, earthquake, lightning, wind, water, or other natural calamities, or abnormal voltage.
  - Malfunction or damage is caused by other devices connected to the products.
  - Malfunction or damage is caused by high temperature, humid, greasy, dusty, and hazardous environment

#### **Caution**

- The manufacturer and re-resellers are not responsible for any technical malfunctions, damage, or personal injury incurred by:
  - Any attempt to dismantle, change or modify the product in any manner
  - Malfunction or damage is due to misuse or improper alteration or repair.
  - Malfunction or damage caused by external influence such as falling
  - Malfunction or damage is caused by fire, salt, gas, earthquake, lightning, wind, water, or other natural calamities, or abnormal voltage.
  - Malfunction or damage is caused by other devices connected to the products.
  - Malfunction or damage is caused by high temperature, humid, greasy, dusty, and hazardous environment.
- You are cautioned that changes or modifications not expressly approved by Perixx Computer GmbH could void your authority to operate the equip

All brand names, trademarks, and logos are the properties of their respective owners. Please Note: Long-term repetitive use of any keyboard and mouse could cause injury to the user. Perixx recommends users avoid excessive use of this or any keyboard and mouse.

#### **Important Safety Instructions**

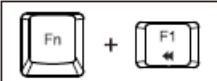

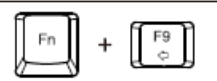
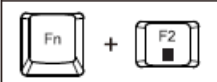

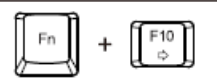
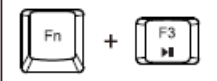

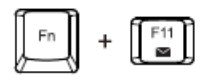
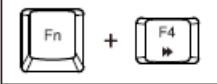

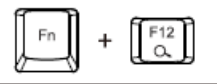
- Avoid dropping
- Do not disassemble.

- This product is suitable for moderate climates only.
- The maximum ambient temperature during use of this product must not exceed 40 degree
- Open flame sources, such as candles, must not be placed on this product.
- Only use a dry cloth or brush to clean this product.
- Perixx offers a one-year limited warranty with an optional one-year extension.


### Specification

Interface	USB Type-A PS/2	Number of keys	87 keys (US layout) 88 keys (EU layout)
Size	315*147*21mm	Type of keyboard	Membrane
Weight	393±10g	Actuation distance	2.3±0.2mm
Cable Length	1800mm	Total travel distance	3.2±0.2mm
Material	ABS	Durability	10 million keypresses
Operating System Requirements	Win 7 / above		

### Multimedia keys

	Previous Track		Mute		Previous page
	Stop		Volume down		Next page
	Play/Pause		Volume up		E-mail
	Next Track		Browser		Search

### Documents / Resources

	<a href="#">perixx Periboard-505 Plus Wired min Trackball Keyboard</a> [pdf] User Manual Periboard-505 Plus, Wired min Trackball Keyboard, Periboard-505 Plus Wired min Trackball Keyboard
-------------------------------------------------------------------------------------	-----------------------------------------------------------------------------------------------------------------------------------------------------------------------------------------------