


PERIBOARD-213 Wired
Compact Scissor Switch
Keyboard



Perixx PERIBOARD-213 Wired Compact Scissor Switch Keyboard User Manual

[Home](#) » [Perixx](#) » Perixx PERIBOARD-213 Wired Compact Scissor Switch Keyboard User Manual 

Contents

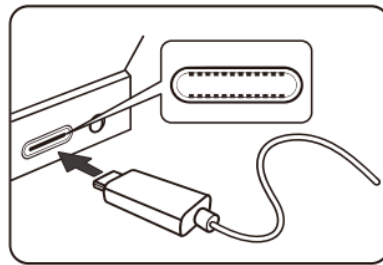
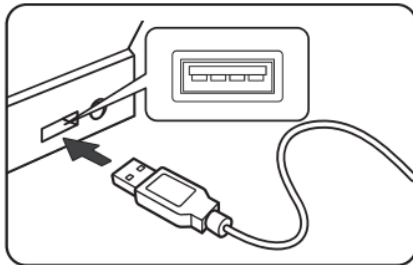
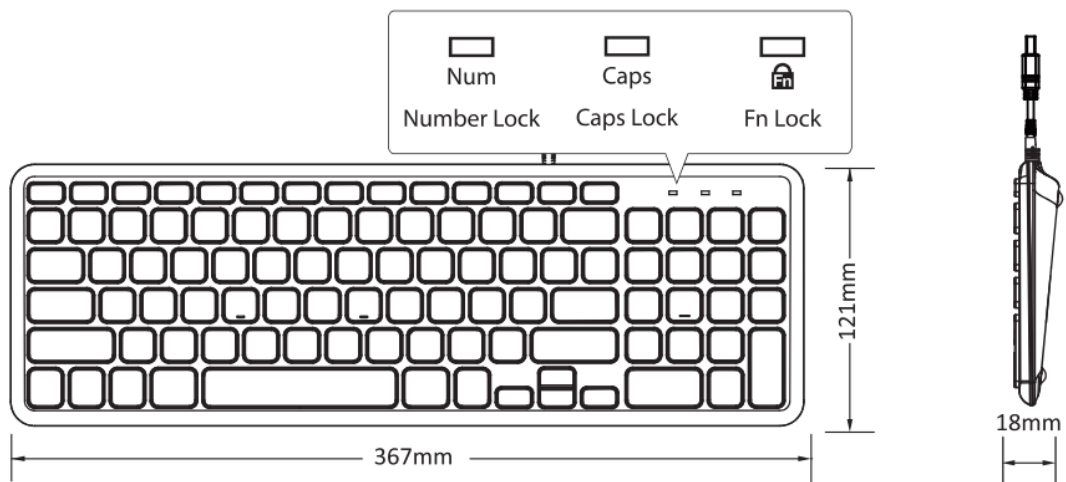
- [1 Perixx PERIBOARD-213 Wired Compact Scissor Switch Keyboard](#)
- [2 Product Illustration](#)
- [3 FCC Warning](#)
- [4 Important Safety Instructions](#)
- [5 Specification](#)
- [6 Multimedia keys](#)
- [7 ABOUT COMPANY](#)
- [8 Documents / Resources](#)
 - [8.1 References](#)



Perixx PERIBOARD-213 Wired Compact Scissor Switch Keyboard



Product Illustration



FCC Warning

This device complies with Part 15 of the FCC Rules. Operation is subject to the following two conditions:

1. This device may not cause harmful interference
2. this device must accept any interference received, including interference that may cause undesired operation.

This equipment has been tested and found to comply with the limits for a Class B digital device, pursuant to part 15 of the FCC Rules. These limits are designed to provide reasonable protection against harmful interference in a residential installation. This equipment generates uses and can radiate radio frequency energy and, if not installed and used in accordance with the instructions, may cause harmful interference to radio communications. However, there is no guarantee that interference will not occur in a particular installation. If this equipment does cause harmful interference to radio or television reception, which can be determined by turning the equipment off and on, the user is encouraged to try to correct the interference by one or more of the following measures:

- Reorient or relocate the receiving antenna.
- Increase the separation between the equipment and receiver.
- Connect the equipment into an outlet on a circuit different from that to which the receiver is connected.
- Consult the dealer or an experienced radio/TV technician for help.

Any changes or modifications to this unit not expressly approved by the party responsible for compliance could void the user's authority to operate the equipment.

Caution

- The manufacturer and re-resellers are not responsible for any technical malfunctions, damage, or personal injury incurred by:
 - Any attempt to dismantle, change or modify the product in any manner
 - Malfunction or damage is due to misuse or improper alteration or repair.
 - Malfunction or damage caused by external influence such as falling
 - Malfunction or damage is caused by fire, salt, gas, earthquake, lightning, wind, water, or other natural calamities, or abnormal voltage.
 - Malfunction or damage is caused by other devices connected to the products.
 - Malfunction or damage is caused by high temperature, humid, greasy, dusty, and hazardous environment.
 - You are cautioned that changes or modifications not expressly approved by Perixx Computer GmbH could void your authority to operate the equipment.
- All brand names, trademarks, and logos are the properties of their respective owners.

Please Note: Long-term repetitive use of any keyboard and mouse could cause injury to the user. Perixx recommends users avoid excessive use of this or any keyboard and mouse.

Important Safety Instructions

- Avoid dropping.
- Do not disassemble.
- This product is suitable for moderate climates only.
- The maximum ambient temperature during use of this product must not exceed 40 degree
- Open flame sources, such as candles, must not be placed on this product.
- Only use a dry cloth or brush to clean this product.

Please Note: The USB Power Setting on your BIOS Settings can cause the backlighting to stay lit after shutting the computer down. This problem can be solved by disabling the USB power on the BIOS Settings. When you make changes to the BIOS settings, please be aware of changes being made. Changing the BIOS settings incorrectly might cause system or hardware failure.

Perixx offers a one-year limited warranty with an optional one-year extension.








Specification

- **Interface** USB 2.0
- **Size** 367*121 *18mm
- **Cable length** 1800mm or 1500mm
- **Weight** 335g
- **Material** ABS
- **Operating system requirements** Win 7 or later
- **Number of keys**
 - 96 keys (US layout)
 - 96 keys (EU layout)
- **Type of keyboard** Scissor-switch
- **Actuation distance** 1.8±0.3mm
- **Total travel distance** 2.0±0.3mm
- **Durability** 3 million keypresses

Multimedia keys

Please press “Fn + Fn Lock” before using multimedia keys. 



F1 	Play/Pause	F5 	Volume Down	F9 	My Favorite
F2 	Previous Track	F6 	Mute	F10 	E-mail
F3 	Next Track	F7 	Home Page	Fn + F11 	Keyboard Lock
F4 	Volume Up	F8 	Search	F12 Prt Scr	Print Screen



ABOUT COMPANY

- **Perixx Computer GmbH**
 - +49-211-569488-00
 - Heerdter Landstra&e 189e, 40549 DOsseldorf, Germany <https://eu.perixx.com/>
- **Perixx Japan**
+81-50-5809-9650

- **Manufacturer:** Perlxx Technology (ShenZhen) Co., Ltd.
- **Customer Service Email:** shop@perlxx.com

Documents / Resources



[Perixx PERIBOARD-213 Wired Compact Scissor Switch Keyboard](#) [pdf] User Manual
PERIBOARD-213 Wired Compact Scissor Switch Keyboard, PERIBOARD-213, Wired Compact Scissor Switch Keyboard, Compact Scissor Switch Keyboard, Scissor Switch Keyboard, Switch Keyboard, Keyboard

References

- [User Manual](#)

Manuals+. [Privacy Policy](#)

This website is an independent publication and is neither affiliated with nor endorsed by any of the trademark owners. The "Bluetooth®" word mark and logos are registered trademarks owned by Bluetooth SIG, Inc. The "Wi-Fi®" word mark and logos are registered trademarks owned by the Wi-Fi Alliance. Any use of these marks on this website does not imply any affiliation with or endorsement.