



Perfect Prime TH201 Temperature & Humidity Smart Sensor Instruction Manual

[Home](#) » [Perfect Prime](#) » Perfect Prime TH201 Temperature & Humidity Smart Sensor Instruction Manual 

Contents

- 1 Perfect Prime TH201 Temperature & Humidity Smart Sensor
- 2 INCLUDED
- 3 MAIN FUNCTION
- 4 SPECIFICATIONS
- 5 DOWNLOAD APP
- 6 ADD DEVICE
- 7 DEVICE SETTING
- 8 CHART DISPLAY
- 9 EXPORT DATA
- 10 UNIT SWITCHING
- 11 ACCESSORIES
- 12 HOW TO REPLACE THE BATTERY
- 13 DECLARATION
- 14 CUSTOMER SERVICE INQUIRIES
- 15 Documents / Resources
- 16 Related Posts



Perfect Prime TH201 Temperature & Humidity Smart Sensor



INCLUDED

- Sensor x1
- Back clip x1
- Lanyard x1
- Bracket x1
- 3M tape x1

MAIN FUNCTION

- Real-time monitoring temperature and humidity.
- Push notifications when the temperature or humidity exceed the limits.
- Calibrate temperature and humidity.
- Chart graph display.
- Save and export data.
- Kinds of accessories for easily installation.

SPECIFICATIONS

Battery	CR2477 3V 1000mAH
Standby current	≤20uA
Protocol	bluetooth5.0
Wireless Range	50m(idea conditions)
Operating Temperature	-20°C ~85°C (-4°F~185°F)
Operating Humidity	0% ~ 95%
Temperature Accuracy	(0°C - 60°C / 32°F - 140°F) ±0.3°C / ±0.5°F (typical) 0.5°C / ±0.9°F (max)
Humidity Accuracy	±2% (typical) ±5%(max)
Working Time	About 12 months
Wireless Type	2.4GHz
Size	46mm x 46mm x 15mm

DOWNLOAD APP

- Download “SensorPro” app from app store or google play.



SensorPro

ADD DEVICE

1. Remove the battery insulation sheet of the sensor.
2. Run “SensorPro” app on your smart phone.
3. Take the device close to your phone.
4. Click “+” to add device to app.



DEVICE SETTING

1. Click the device item on the gray area to go to device setting.
2. Click the camera icon to customize your scenes picture.
3. Click Delete button to remove the device.

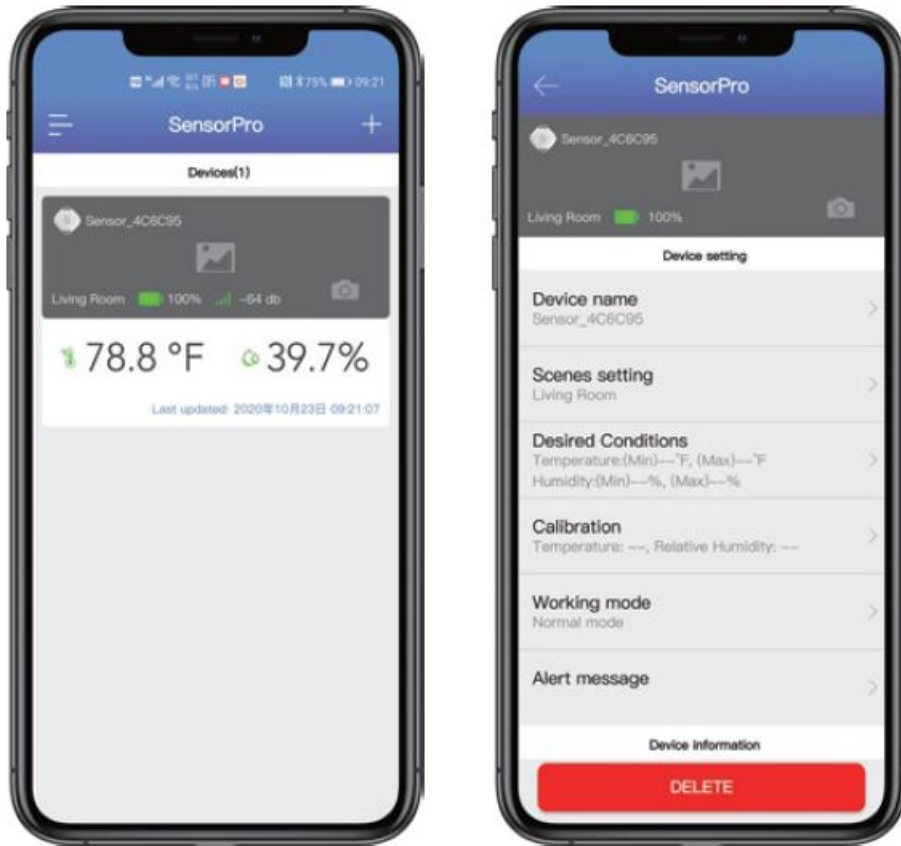
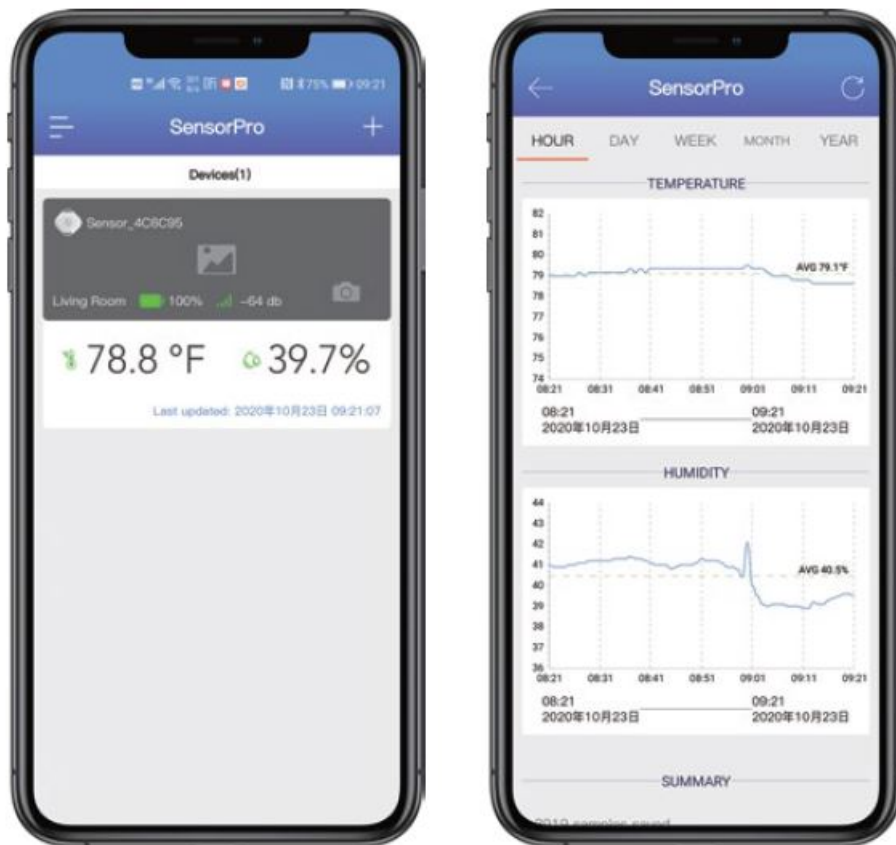


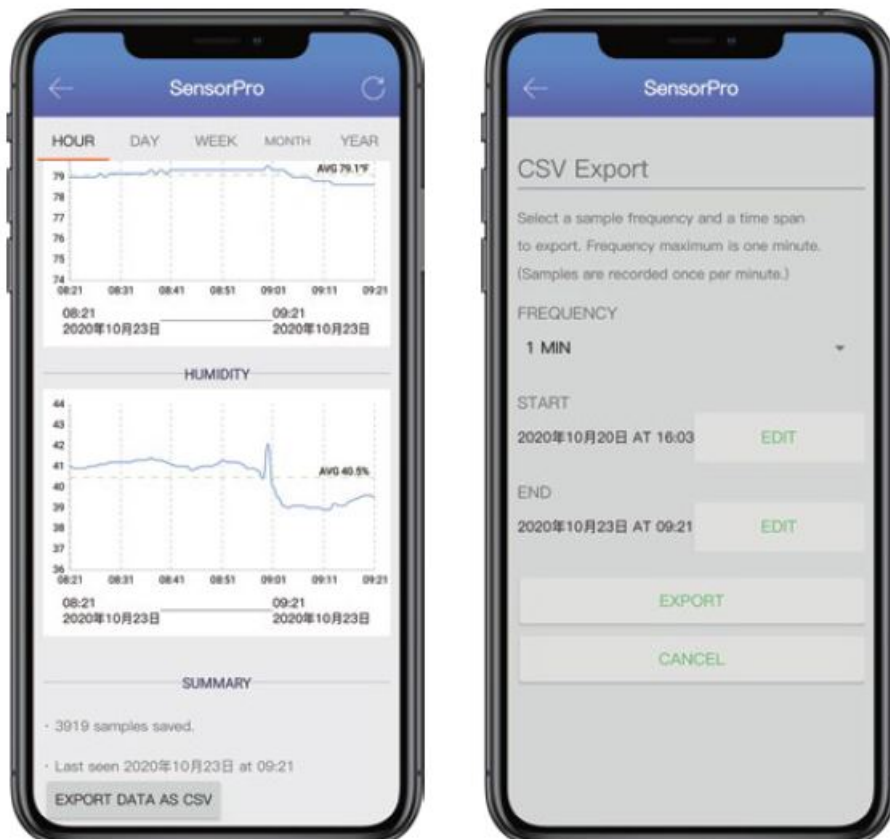
CHART DISPLAY

1. Click the data area on the device item to show the history data chart.
2. The App will automatically connect to the device to update data the first time you used. After updating the data for the first time, the historical data needs to be updated manually by clicking the refresh button.



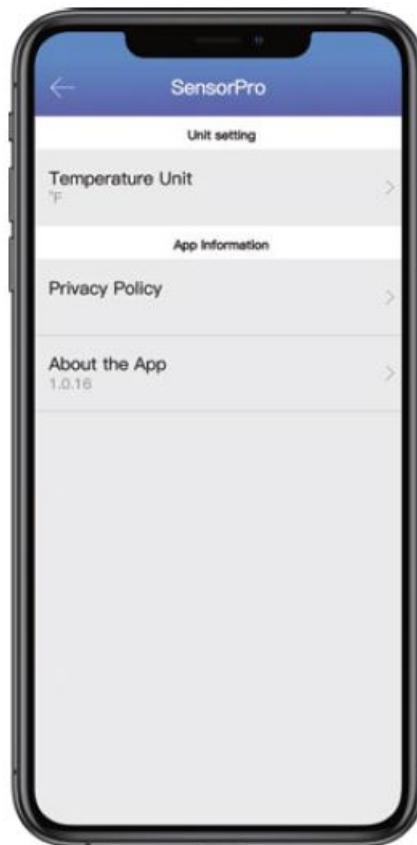
EXPORT DATA

1. The export button is at the bottom of the chart screen. Click “EXPORT DATA AS CSV” to enter the export data screen.
2. Select the date you need to export data and click “EXPORT” to export historical data.



UNIT SWITCHING

1. Click to go App setting screen.
2. The temperature unit can be set as Fahrenheit(°F) or Celsius (°C).



ACCESSORIES

Kinds of accessories to help you to install the device in different scenes.



Lanyard:hang or tie the sensor



Clip on bracket:
clips sensor on board

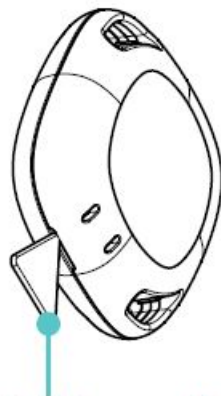


3M tape on bracket:
stick sensor to surface

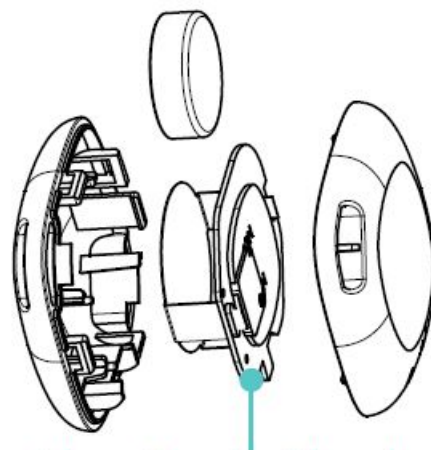
HOW TO REPLACE THE BATTERY

Our battery is replaceable. Follow below steps to replace.

1. Find the notch in the shell and use a tool to open the shell.
2. Then take out the circuit board, push the coil button battery, you can replace the battery.



use a tool to open the shell



take out the circuit board
push the coil button battery

DECLARATION

- When use Bluetooth in the Android system, please turn on location permission, The App need location permission. But our App does not record and use any information about your location.

- The App need camera permissions and album permissions, as the App has the function of customizing scene pictures. If you do not use this feature, you can turn it off.
- The App need storage permission for recording historical data. Without this permission, the App cannot work normally.

CUSTOMER SERVICE INQUIRIES

Your emails are important to us so we strive to reply to all inquiries and emails within 24 hours. In exceptional cases, we may require more time to respond.
Thank you for your understanding. For more information about our products and services, please send us an email:


cs@perfectprime.com

For B2B or project-based applications, please send an email:

sales@perfectprime.com

FOR MORE INFORMATION ABOUT PERFECT PRIME PLEASE VISIT OUR ABOUT US PAGE AND FEEL FREE TO BROWSE.

Documents / Resources

	<p>Perfect Prime TH201 Temperature & Humidity Smart Sensor [pdf] Instruction Manual TH201, Temperature Humidity Smart Sensor, Humidity Smart Sensor, Smart Sensor</p>
--	---