



PENTAIR INTELLIFLO3 Variable Speed and Flow Pump User Manual

[Home](#) » [Pentair](#) » PENTAIR INTELLIFLO3 Variable Speed and Flow Pump User Manual 



PUMPS
INTELLIFLO3®
Variable Speed & Flow Pump

Contents

- [1 INTELLIFLO3 Variable Speed and Flow Pump](#)
- [2 MATERIAL AND DESIGN](#)
- [3 ELECTRICAL SPECIFICATIONS](#)
- [4 PERFORMANCE & EFFICIENCY CURVES](#)
- [5 PRODUCT DIMENSIONS](#)
- [6 SOUND LEVELS](#)
- [7 Documents / Resources](#)
 - [7.1 References](#)
- [8 Related Posts](#)

INTELLIFLO3 Variable Speed and Flow Pump

The only pump with patented sensorless flow technology just got smarter.

Meet the first pump to combine true set-it-and-forget-it flow technology paired with the smart connectivity of the Pentair Home app. It's just what customers want.

The IntelliFlo3 VSF pool pump sets the new bar for performance. With flow so steady and smart, your customers will wonder how they ever used anything else.

- **Proprietary flow technology maintains the pool's optimal flow.**

For ongoing pool enjoyment, parts longevity, and all systems performing at peak.

- **Easy installation with the Pentair Pro app.**

Install via the Pentair Pro app with intuitive step-by-step actions and optional ongoing remote monitoring for easy maintenance.

- **Up to 90%* energy savings.**

Slower speed and regulated flow save energy and noticeably can impact that monthly utility bill.

- **Updated motor, drive, and hydraulics.**

ENERGY STAR® rated and U.S. Department of Energy (DOE) pump regulation compliant.


- **Optional onboard automation.**

Two-relay automation gives pool owners easy control of up to two additional pool devices, such as lights and a salt chlorine generator.

- **Monitor and control via the Pentair Home app.**

For pool owners, it's easy to set schedules and manage their pump at anytime, anywhere with the Pentair Home app.

Get IntelliFlo3 resources at the all-in-one HUB: pentair.com/intelliflo3HUB



* Savings based on variable speed pump compared to a single-speed pump running 12 hours per day at an average of \$0.16 per kWh in a 20,000 gallon pool.

Actual savings may vary based on local utility rates, pool size, pump run time, pump horsepower, pump rpm, plumbing size and length, pump model, service factor and other hydraulic factors. Individual Weighted Energy Factor (WEF) scores and savings may vary by model.

MATERIAL AND DESIGN

PUMP BODY AND PARTS

- Material
 - Glass reinforced thermoplastic
 - Threaded brass inserts throughout
 - Bronze impeller wear ring
 - Compression resistant EPDM rubber
 - Stainless steel hardware
- Port size—3.0 HP
 - Suction: 2.5" with unions (2" with included adapter or 3" with optional kit)
 - Discharge: 2.5" with unions (2" with included adapter or 3" with optional kit)
- Port size—1.5 HP
 - Suction: 2" with unions (1.5" with included adapter)
 - Discharge: 2" with unions (1.5" with included adapter)
- Mechanical seal
 - Type 6 mechanical seal
 - Made of ceramic, stainless steel, and EPDM

HAIR AND LINT STRAINER

- Material
 - White high density polyethylene thermoplastic
 - Clear thermoplastic
 - Glass reinforced thermoplastic

MOTOR

- NEMA rated 56 frame square flange totally enclosed fan cooled (TEFC)
- Permanent magnet synchronous motor (PMSM)
- Shaft
 - 300 series stainless steel
- Thermal overload protection
 - Provided by the motor control circuit
- Bearings
 - Lubricated, double sealed, stainless steel, single row, ball bearings
- Intrusion protection
 - IPx5

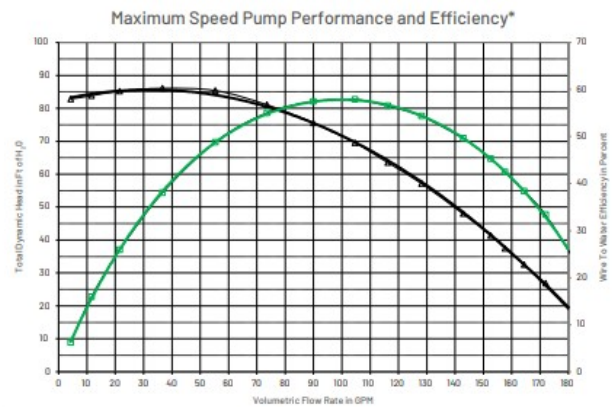


pentair.com/intelliflo3

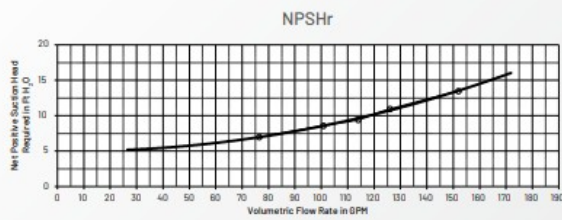
ELECTRICAL SPECIFICATIONS

3.0 HP IntelliFlo3 VSF		
Input Voltage Nominal		208-230VAC
Input Current		12.4/11.2 Amps
Input Frequency		Single Phase, L1-L2 or L-N, 50 or 60Hz
Maximum Input Watts		2590W
Maximum Shaft Horsepower		3.0 HP
Speed Range		1-100% (450-3450 RPM)
Environmental Enclosure Rating		NEMA Type 3/ IPX5
Ambient Condition Range	Storage	-40°C to +60°C (-40°F-140°F)
	Operating	0°C to 50°C (32°F-122°F)
	Humidity	Relative 0-95% Non-Condensing

PERFORMANCE & EFFICIENCY CURVES



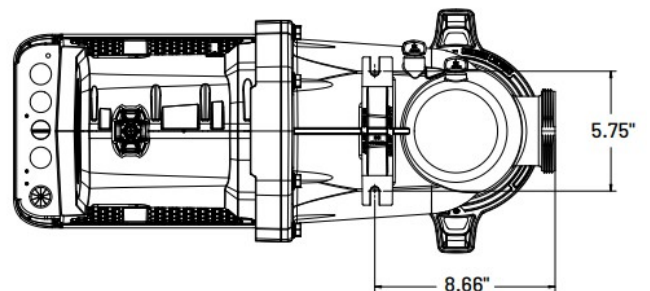
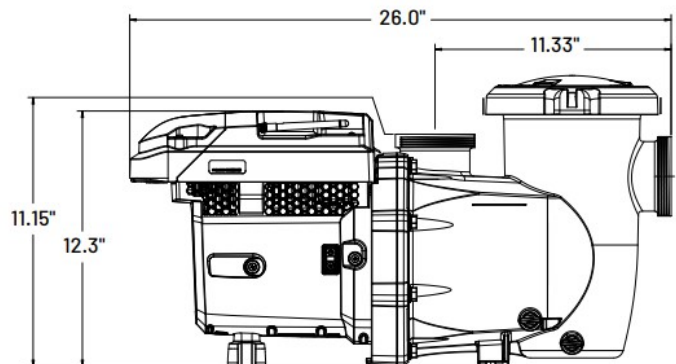
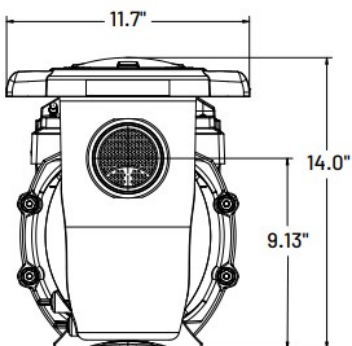
3.0 HP Models: WEF: 7.1 and THP: 3.0



IntelliFlo3 3.0 HP Variable Speed & Flow Pump

* Savings based on variable speed pump compared to a single-speed pump running 12 hours per day at an average of \$0.16 per kWh in a 20,000 gallon pool. Actual savings may vary based on local utility rates, pool size, pump run time, pump horsepower, pump rpm, plumbing size and length, pump model, service factor and other hydraulic factors. Individual Weighted Energy Factor (WEF) scores and savings may vary by model.

PRODUCT DIMENSIONS

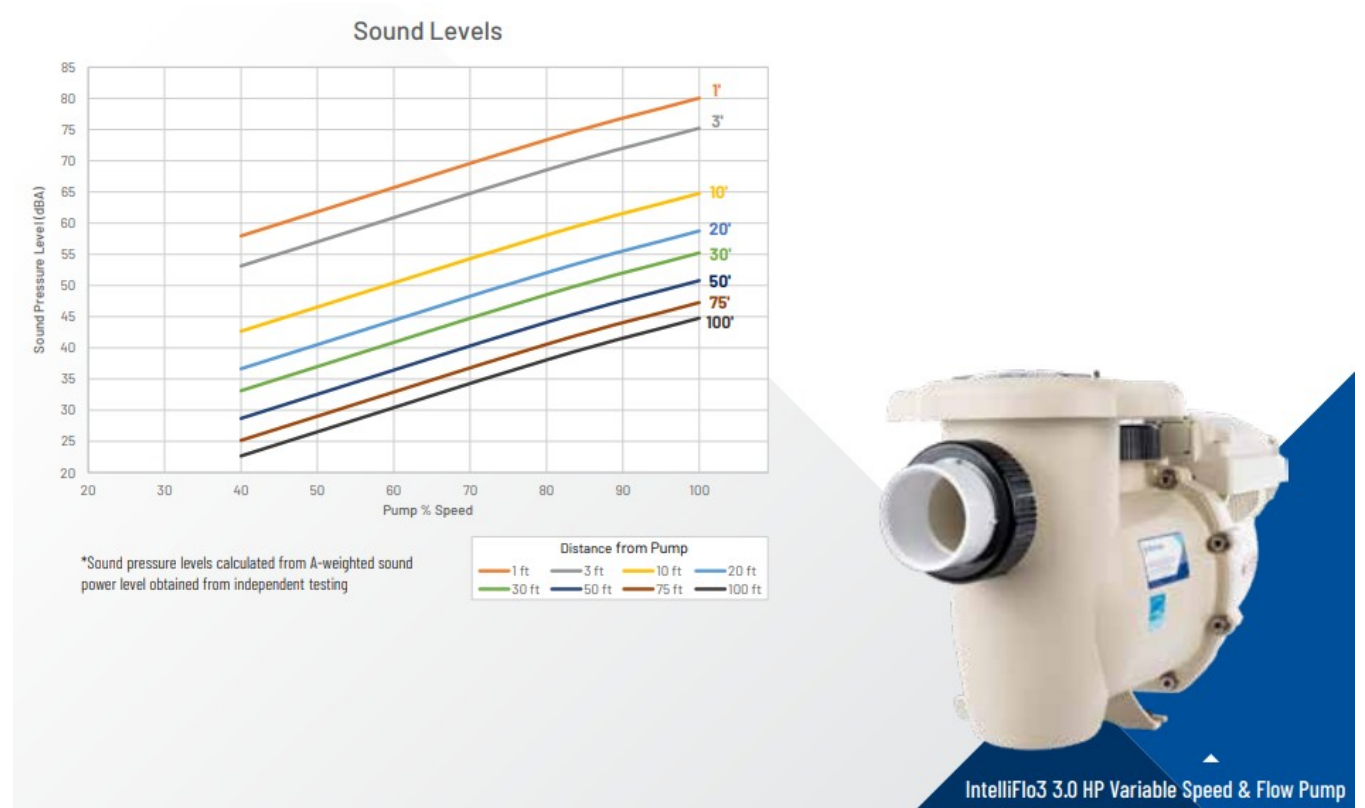


Scan the QR code for installation instructions and set-up using the Pentair Pro app.



pentair.com/intelliflo3-proapp-support

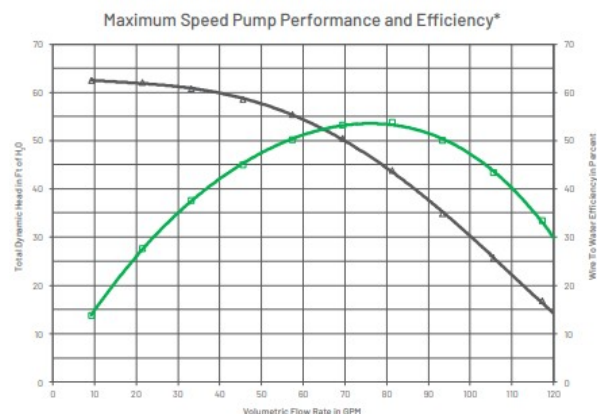
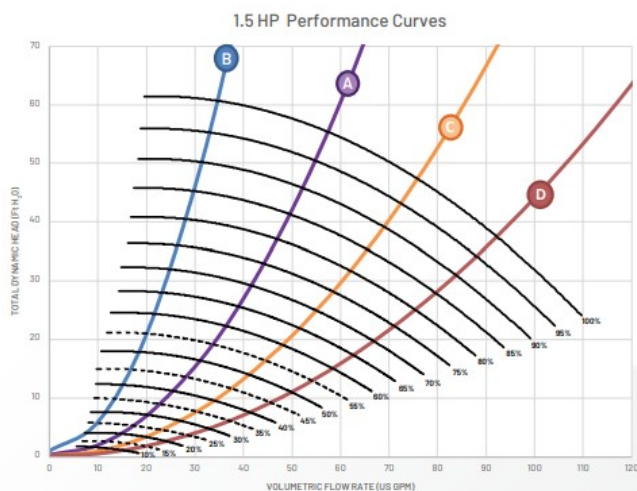
SOUND LEVELS



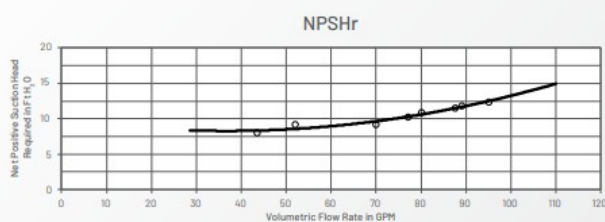
ELECTRICAL SPECIFICATIONS

1.5 HP IntelliFlo3 VSF		
Input Voltage Nominal		115/208–230VAC
Input Current		12.0/6.4–5.9 Amps
Input Frequency		Single Phase, L1-L2 or L-N, 50 or 60Hz
Maximum Input Watts		1350W
Maximum Shaft Horsepower		1.5 HP
Speed Range		1–100% (400–4000 RPM)
Environmental Enclosure Rating		NEMA Type 3/IPX5
Ambient Condition Range	Storage	-40°C to +60°C (-40°F–140°F)
	Operating	0°C to 50°C (32°F–122°F)
	Humidity	Relative 0-95% Non-Condensing

PERFORMANCE & EFFICIENCY CURVES



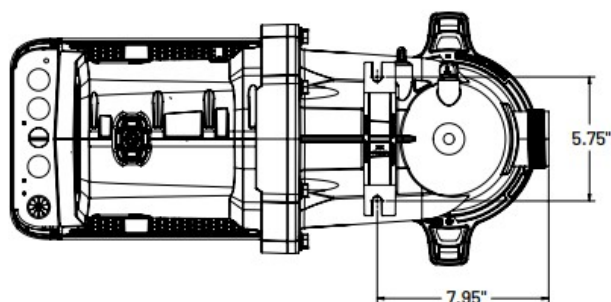
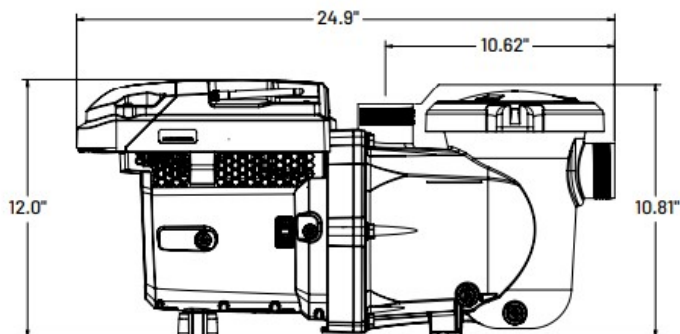
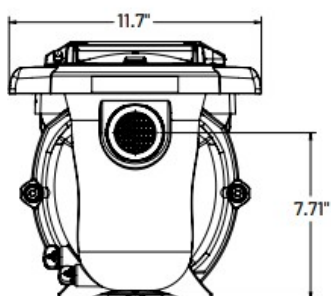
1.5 HP Models: WEF: 9.4 and THP: 1.5



IntelliFlo3 1.5 HP Variable Speed & Flow Pump

* Savings based on variable speed pump compared to a single-speed pump running 12 hours per day at an average of \$0.16 per kWh in a 20,000 gallon pool. Actual savings may vary based on local utility rates, pool size, pump run time, pump horsepower, pump rpm, plumbing size and length, pump model, service factor and other hydraulic factors. Individual Weighted Energy Factor (WEF) scores and savings may vary by model.

PRODUCT DIMENSIONS

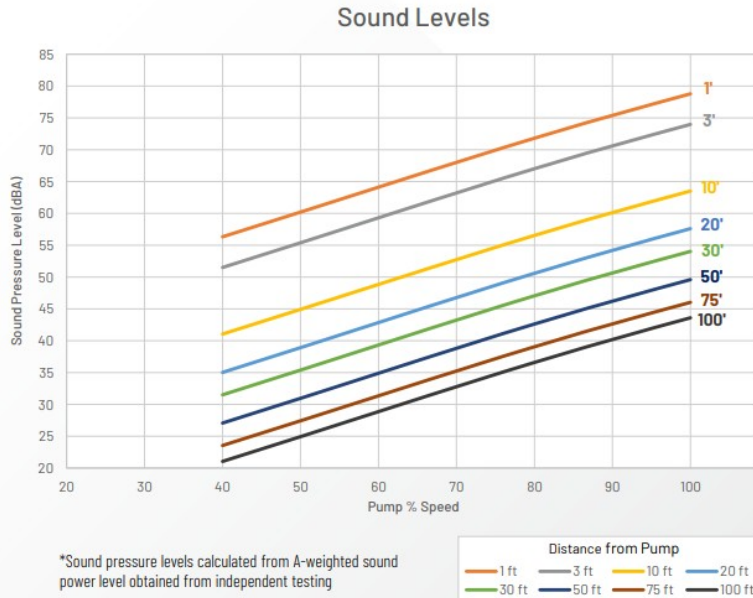


Scan the QR code for installation instructions and set-up using the Pentair Pro app.



pentair.com/intelliflo3-proapp-support

SOUND LEVELS



IntelliFlo3 1.5 HP Variable Speed & Flow Pump

PENTAIR PRO APP & HOME APP

IntelliFlo3® conveniently connects to applications that benefits both the pool professional and the pool owner.



PENTAIR PRO APP FOR POOL PROFESSIONALS

Full Control and Access of the Pump via the Pentair Pro App

- Installations are easy when you connect to the pump via Bluetooth® wireless technology or WiFi to set up and configure the pump.
 - Configure settings and limits.
 - Set schedules and speeds.
 - Set pump address (automation).
 - Configure relays (optional I/O board).
 - Ability to automatically invite homeowner to Pentair Home via email.
- Remote visibility of pump status and operating conditions via Remote Monitoring.



PENTAIR HOME APP FOR THE POOL OWNER

- Control from anywhere, any time.

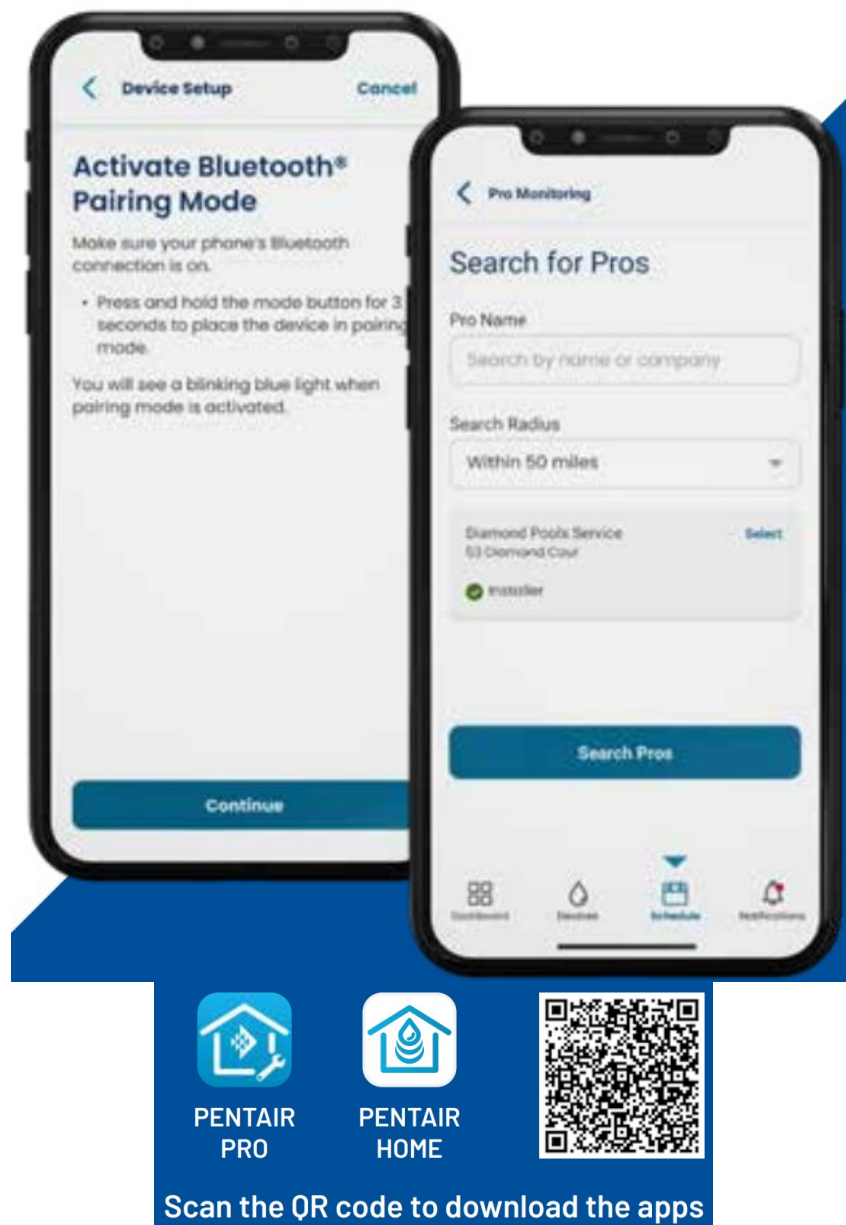
- Remote access via WiFi or Bluetooth® wireless technology connection.
- Set schedules and manage pump settings via mobile device.
- Coordinate with service professionals or request remote monitoring services.

WiFi or Bluetooth® Wireless Technology


IMPORTANT NOTE: WiFi Connection Even if the pump is connected to and controlled by automation, it can and should be, connected to WiFi. This allows for over-the-air software and firmware updates.

SERVICING BENEFITS

- Offer increased level of service and increased peace of mind to the homeowner with remote monitoring via the Pentair Pro app.
- Efficiently plan out your route or know what you are getting into before they arrive at the job.
- No longer need to go to job to flash software updates to the pump. It is handled by Pentair with over the air updates.



Loaded with features to get you to the next install even quicker.



ORDERING INFORMATION

PART #	DESCRIPTION	KEY SPECIFICATIONS								
		T H P	W E F	Maximum Input Voltage	F r e q u e n c y	Full Load AMPs	Port Size (NPT)	Weight	C e r t i f i c a t i o n *	
11075	IntelliFlo3 VSF 3.0 HP	3	7.1	208V–230 V	50 H z o r 60 H z	12.4–11.2 Amps	2" x 2" or 2.5" x 2.5" or (option al) 3" x 3"	55 lbs	U L , N S F	
11076	IntelliFlo3 VSF 3.0 HP with relay board									
11077	IntelliFlo3 VSF 3.0 HP with touchscreen									
11078	IntelliFlo3 VSF 3.0 HP with touchscreen and relay board									
11065	IntelliFlo3 VSF 1.5 HP	1.5	9.4	115/208–230V	50 H z o r 60 H z	12/6.4–5.9 Amps	1.5" x 1.5" or 2" x 2"	48 lbs		
11066	IntelliFlo3 VSF 1.5 HP with relay board									
11067	IntelliFlo3 VSF 1.5 HP with touchscreen									
11068	IntelliFlo3 VSF 1.5 HP with touchscreen and relay board									
356159Z	IntelliFlo3 VSF universal touchscreen add on									
356365Z	IntelliFlo3 VSF optional universal relay board kit									

*Certification details can be located on [Pentair.com/IntelliFlo3](https://www.pentair.com/IntelliFlo3)

TRADEGRADE The TradeGrade family of products is exclusively made for and sold by the world's most demanding pool professionals.



PENTAIR PRO



PENTAIR HOME



400 Regency Forest Dr | Cary, NC 27518 | United States | 800.831.7133 | [pentair.com](https://www.pentair.com)

All indicated Pentair trademarks and logos are property of Pentair. The Bluetooth® word mark and logos are registered trademarks owned by the Bluetooth SIG, Inc. and any use of such marks by Pentair Management Company is under license. Third-party registered and unregistered trademarks and logos are the property of their respective owners. App Store® is a registered trademark of Apple, Inc. in the U.S.A. and/or other countries. Google Play® is a registered trademark of Google LLC in the U.S.A. and/or other countries.



Documents / Resources



[PENTAIR INTELLIFLO3 Variable Speed and Flow Pump](#) [pdf] User Manual
INTELLIFLO3 Variable Speed and Flow Pump, INTELLIFLO3, Variable Speed and Flow Pump,
Speed and Flow Pump, Flow Pump, Pump

References

- [Pentair](#)
- [Pentair Home & Pro App Downloads](#)
- [IntelliFlo3® VSF Pool Pump | Pentair](#)
- [Support | IntelliFlo3® VSF Pool Pump Pro Support](#)
- [IntelliFlo3® VSF Pool Pump](#)

Manuals+.