

PEGUSUSASTRO PGA-PEG-FC2-UNIV FocusCube V 2 Universal Installation Guide

[Home](#) » [PEGUSUSASTRO](#) » PEGUSUSASTRO PGA-PEG-FC2-UNIV FocusCube V 2 Universal Installation Guide



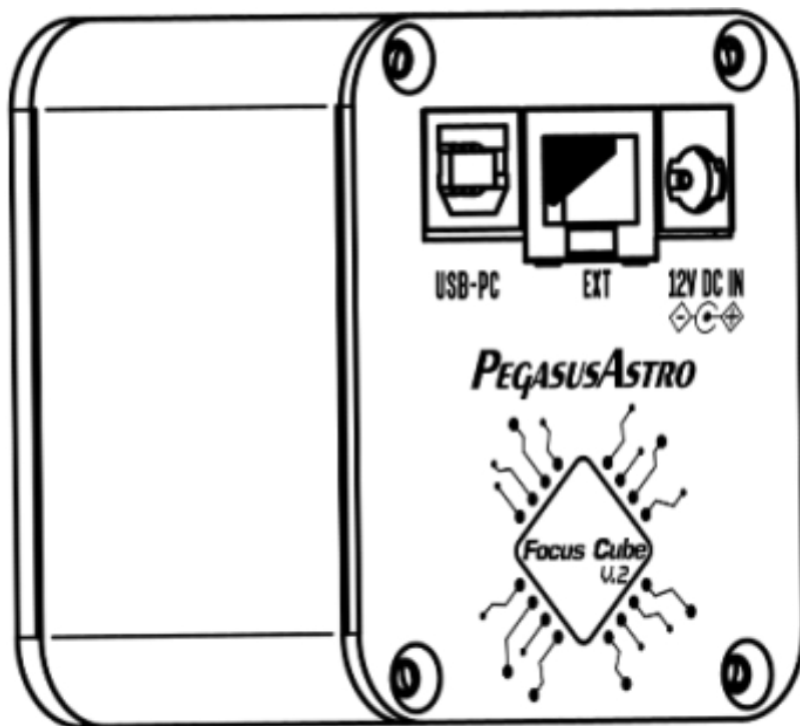
PEGUSUSASTRO PGA-PEG-FC2-UNIV FocusCube V 2 Universal Installation Guide



Thank you for choosing our product

The current evolution of technology in astronomy requires a system that will assist the focusing of the telescope with great accuracy. Fast optics and modern camera devices require automatic focusing in every small period of time as the temperature can affect focal length and modify the optimal focus position. Pegasus FocusCube v2 has been developed to meet these requirements.

Designed in high quality with modern electronics it can provide digital precise focus control from a PC. FocusCube includes a stepper motor for absolute position focusing. Electronics and stepper motor are enclosed in a compact-sized box.



Available Brackets: Universal L shaped or SCT


Contents

- 1 [Operating Instructions](#)
- 2 [What is in the box](#)
 - 2.1 [Optional Accessories](#)
- 3 [Documents / Resources](#)
- 4 [Related Posts](#)

Operating Instructions

- Plug the temperature sensor to the RJ45 socket.
- Plug the USB cable to the device.
- Plug the power cable into the 12V DC IN socket.
- Device will boot after three seconds and the green indication LED will blink three times. This means that firmware was loaded successfully and the “FocusCube” is now fully operational.
- Download USB drivers, standalone software or ASCOM drivers from pegasusastro.com/support in order to connect to the device.

Observer’s Hint: Order the optional Hand Controller and focus, vibration free, your telescope using the digital knob.

 FocusCube v.2 is a standalone device. The RJ45 socket (EXT) is only for the Hand Controller or the temperature probe.

DO NOT connect any external controller such as Ultimate Powerbox or Dual Motor Focus in the RJ45 as it will cause damage to device.

What is in the box

- 1 x FocusCube v2
- 4 x M3 bolts for L shape bracket
- 1 x USB2 Cable Type A to B (1.8 meters)
- 1 x Temperature Sensor
- 6 x Motor couplers 3mm-8mm (Universal model) or 2 x Pulleys & Belt (SCT model)
- 1 x Black Anodized Bracket (Universal L shaped or SCT model)
- Different sizes of bolts and spacers.

Optional Accessories


- Hand Controller

Device is covered by one (1) year warranty
Designed and Assembled in Greece

For any questions and support please contact: info@pegasusastro.com



Documents / Resources

	<p>PEGUSUSASTRO PGA-PEG-FC2-UNIV FocusCube V 2 Universal [pdf] Installation Guide PGA-PEG-FC2-UNIV, FocusCube V 2 Universal, PGA-PEG-FC2-UNIV FocusCube V 2 Universal</p>
---	---

[Manuals+](#).