




peerless-AV ACC-CSH2 UPS Mounting Brackets User Manual

[Home](#) » [Peerless-AV](#) » peerless-AV ACC-CSH2 UPS Mounting Brackets User Manual 

peerless-AV[®]

ACC-CSH2



Contents

- [1 ACC-CSH2 UPS Mounting Brackets](#)
- [2 Parts List](#)
- [3 Documents / Resources](#)
 - [3.1 References](#)
- [4 Related Posts](#)

ACC-CSH2 UPS Mounting Brackets

WARNING

Before installing make sure the supporting surface will support the combined load of the equipment and hardware. Screws must be tightly secured. Do not overtighten screws or damage can occur and product may fail. Never exceed the Maximum Load Capacity. Always use an assistant or mechanical lifting equipment to safely lift and position equipment. This product is intended for indoor use only. Use of this product outdoors could lead to product failure or personal injury. Be careful not to pinch fingers when operating the mount. For support please call customer care at 1-800-865-2112.

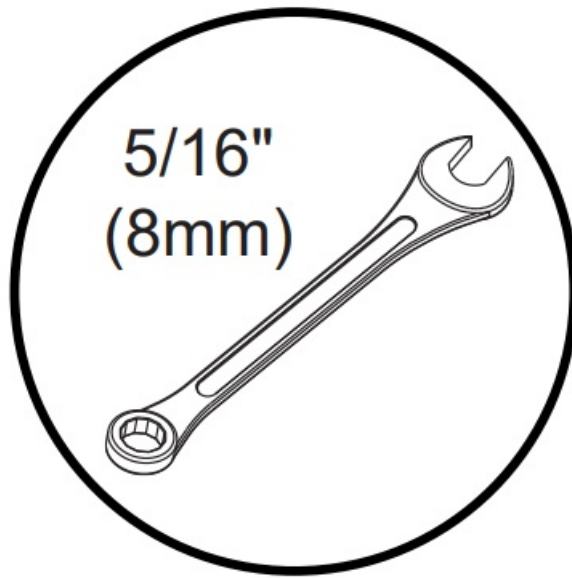
Symbols

WARNING

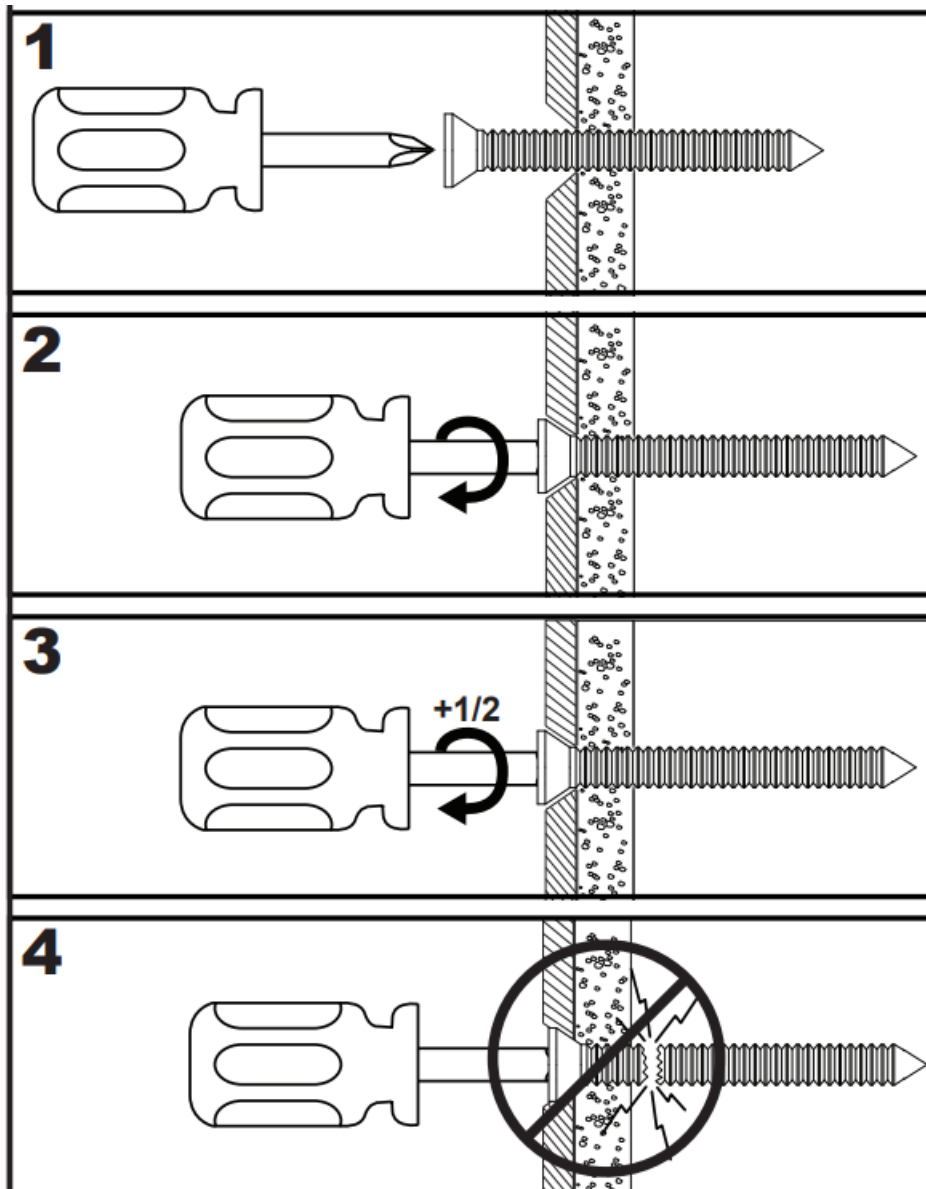


Screws must get at least three full turns and fit snug.

Tools Needed for Assembly.



To properly tighten screws: Tighten until screw head makes contact, then tighten another 1/2 turn. Do not overtighten screws.

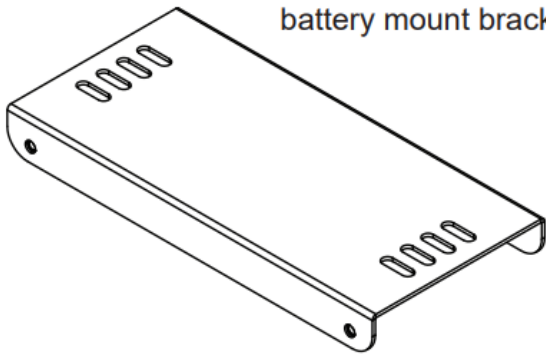


Parts (Before beginning, make sure you have all parts shown below).

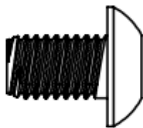
Parts List

Description	Qty	Part #
A battery mount bracket	2	10010588-FWHT
B M5 x 8mm socket pin screw	4	520-2038
C M5 locknut	4	530-2042
D 4mm security allen wrench	1	560-9646

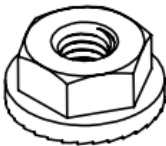
A (2)
battery mount bracket



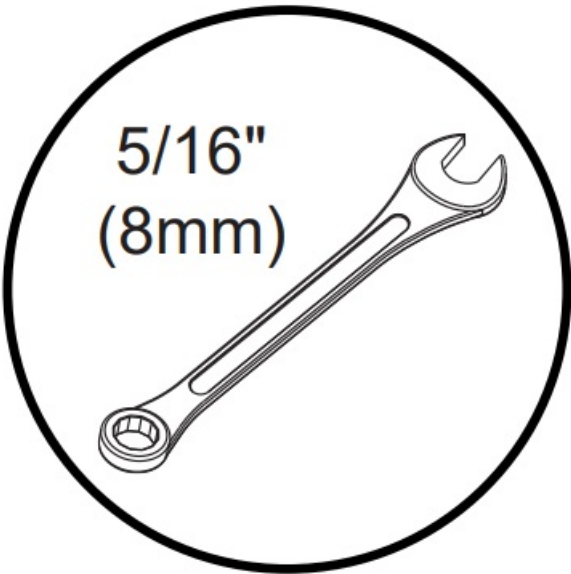
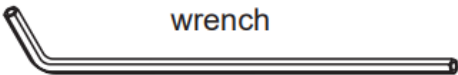
B (4)
M5 x 8mm



C (4)
M5 nut

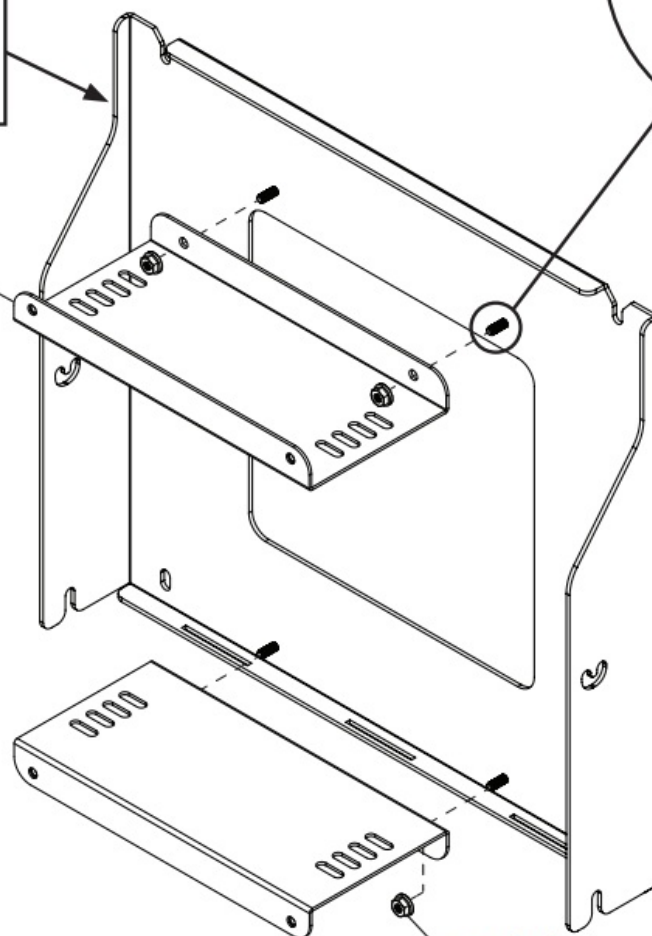


D (1)
4mm allen wrench

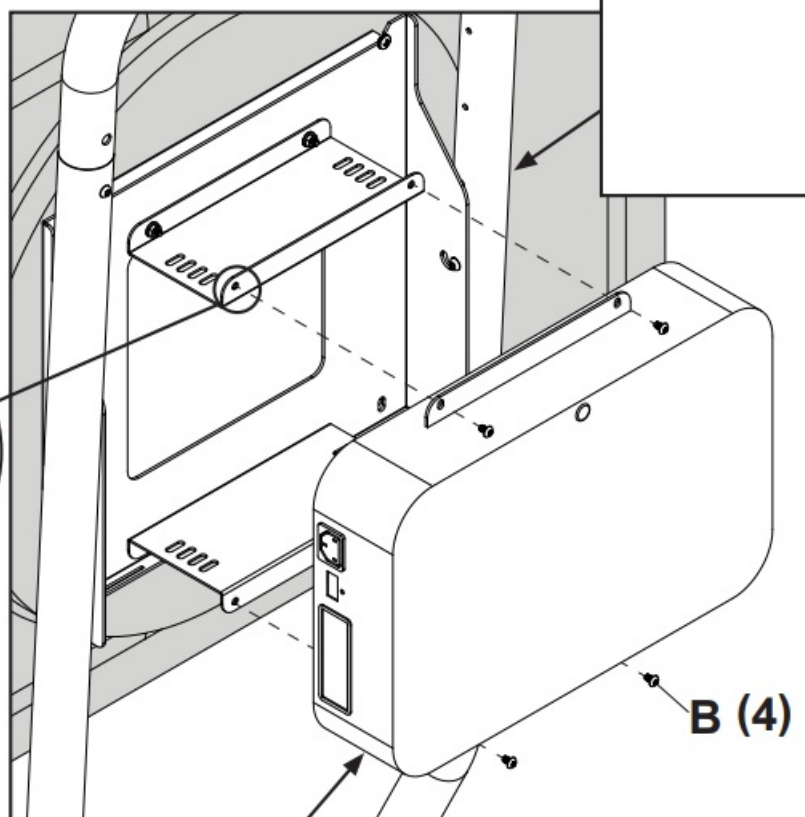
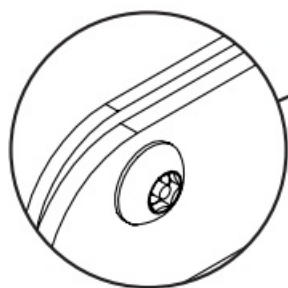
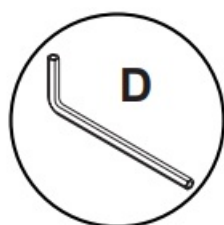


Sold separately.

A (2)



C (4)



Warranty

www.peerless-av.com/warranty

peerless-AV[®]

Peerless-AV

2300 White Oak Circle

Aurora, IL 60502

Email: tech@peerlessmounts.com

Ph: (800) 865-2112

Fax: (800) 359-6500

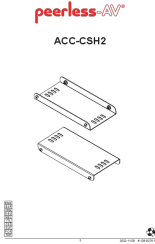
www.peerless-av.com

Peerless-AV Europe

Unit 3 Watford Interchange,
Colonial Way, Watford, Herts,
WD24 4WP, United Kingdom
Customer Care
44 (0) 1923 200 100
www.peerless-av.com

Peerless-AV América Latina
Av. de las Industrias 413
Parque Industrial Escobedo
General Escobedo N.L., México 66062
Servicio al Cliente
01-800-849-65-77
www.peerless-av.com
© 2022, Peerless Industries, Inc.

Documents / Resources

 <p>The diagram shows two views of the ACC-CSH2 UPS mounting bracket. The top view shows a rectangular bracket with dimensions 100mm (width) and 150mm (depth). The side view shows a bracket with a height of 25mm. The part number ACC-CSH2 is printed below the top view. The Peerless-AV logo is in the top left corner.</p>	<p>peerless-AV ACC-CSH2 UPS Mounting Brackets [pdf] User Manual ACC-CSH2 UPS Mounting Brackets, ACC-CSH2, UPS Mounting Brackets, Mounting Brackets, Brackets</p>
---	--

References

- [P Peerless-AV®](#)
- [P Limited Warranty – Peerless-AV](#)