



# PEDROLLO PRESFLO MULTI Automatic Control Device User Guide

[Home](#) » [pedrollo](#) » PEDROLLO PRESFLO MULTI Automatic Control Device User Guide 

**PEDROLLO PRESFLO MULTI Automatic Control Device**



## Contents

- [1 INSTALLATION AND USE](#)
- [2 PRODUCT DESCRIPTION](#)
- [3 DIMENSIONS AND WEIGHT](#)
- [4 TECHNICAL DATA](#)
- [5 PERFORMANCE RANGE](#)
- [6 APPLICATION LIMITS](#)
- [7 PERFORMANCE AND SAFETY STANDARDS](#)
- [8 AVAILABLE UPON REQUEST](#)
- [9 ADJUSTMENT](#)
- [10 Documents / Resources](#)
  - [10.1 References](#)
- [11 Related Posts](#)

## INSTALLATION AND USE

PRESFLO MULTI is an electronic device designed to control and protect single-phase domestic pumps with a power capacity of up to 2 HP. It is ideal for water supply and pressure boosting in residential settings, as well as for small-scale irrigation applications.

## PRODUCT DESCRIPTION

※ PRESFLO MULTI features a pressure sensor and a flow sensor linked to an electronic system that automatically activates the pump when a faucet's opening lowers the pressure below a specified level and deactivates it when

the flow stops or dips under 2 l/min.

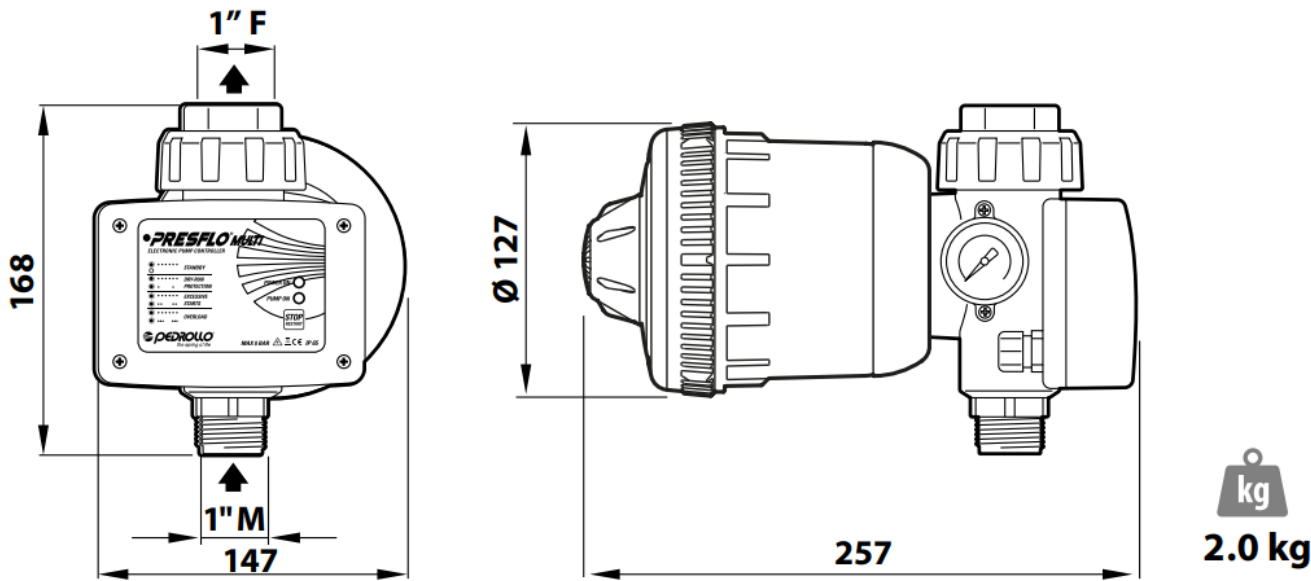
※ PRESFLO MULTI is also equipped with:

- Pressure Gauge
- integrated 1-litre expansion tank useful in case of leaks and to protect against water hammer;
- option to adjust the restart pressure from 1 bar to 5 bar;
- capability to set the maximum current up to 16 A

The integrated electronics protect the pump from:

- ※ dry running
- ※ frequent start-ups due to leaks in the system;
- ※ Overcurrent

DIMENSIONS AND WEIGHT



TECHNICAL DATA

TYPE Single-phase	P2		Power supply		Continuous duty current
	kW	HP	Volt	Hz	
PRESFLO MULTI	1.5	2	230	50/60	13 A

STANDBY



DRY-RUN



#### PROTECTION




#### EXCESSIVE



#### START



#### OVERLOAD



PRESFLO MULTI features 2 LED indicators to show the system's operating status and alerting to any issues through blinking patterns. A guide on the electrical panel helps to identify specific problems indicated by the LEDs.

### PERFORMANCE RANGE

- ※ Maximum volume capacity: 170 l/min (10 m<sup>3</sup>/h)
- ※ Adjustable restart pressure (factory setting 2 bar)
- ※ maximum current: adjustable up to 16 A.

### APPLICATION LIMITS

- ※ Liquid temperature up to +40 °C
- ※ Ambient temperature up to +40 °C
- ※ Maximum operating pressure 8 bar
- ※ Protection rating: IP 65

### PERFORMANCE AND SAFETY STANDARDS

The electronic circuit board inside the PRESFLO MULTI has passed the most rigorous EMC tests for electromagnetic compatibility.

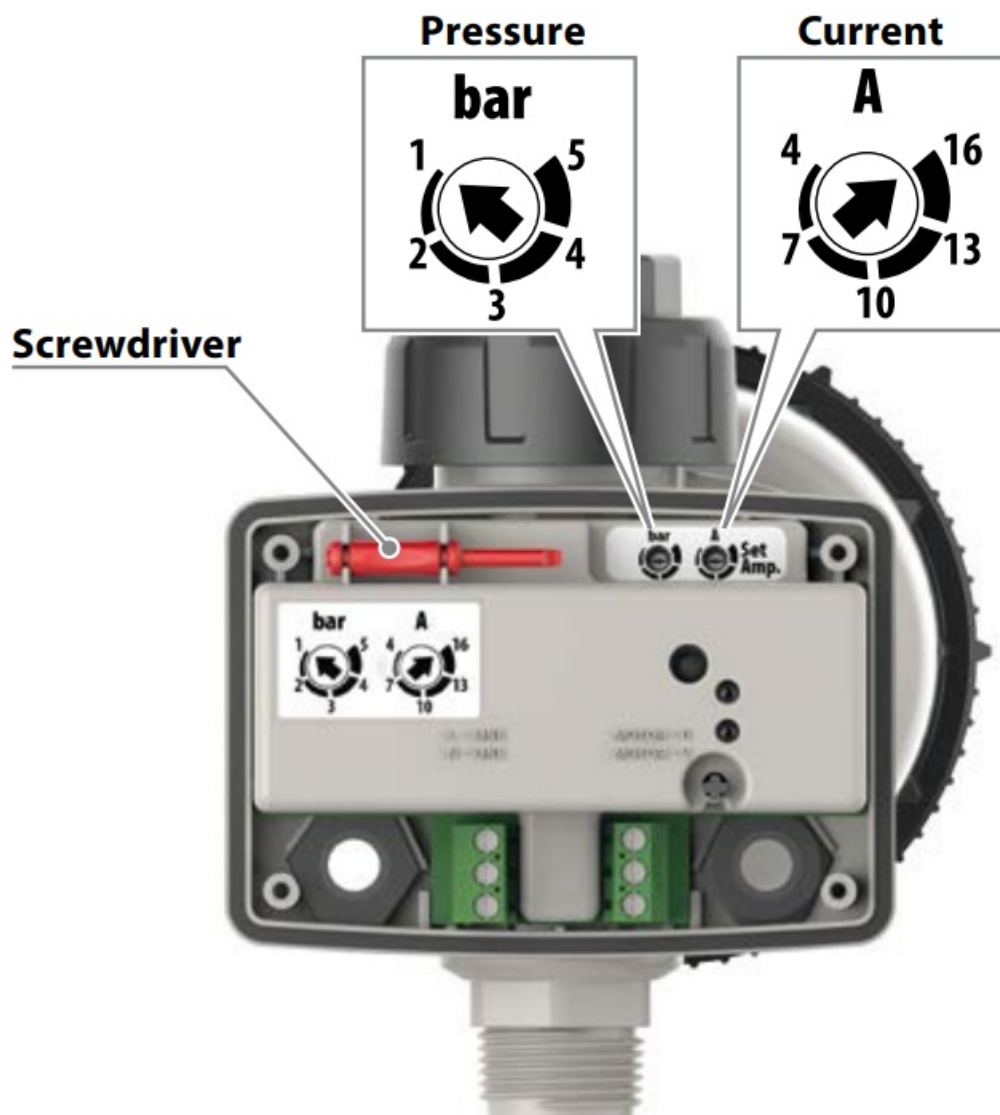
## AVAILABLE UPON REQUEST


※ Version with power cable with Schuko plug and pump connection cable

## ADJUSTMENT

PRESFLO MULTI is equipped with two trimmers and a screwdriver for simple and intuitive adjustment of:

- restart pressure from 1 bar to 5 bar
- amperometric protection from 4 to 16 A





**[PEDROLLO PRESFLO MULTI Automatic Control Device](#)** [pdf] User Guide  
PRESFLO MULTI, PRESFLO MULTI Automatic Control Device, PRESFLO MULTI Control Device, Automatic Control Device, Control Device

References

- [User Manual](#)

Manuals+, Privacy Policy

This website is an independent publication and is neither affiliated with nor endorsed by any of the trademark owners. The "Bluetooth®" word mark and logos are registered trademarks owned by Bluetooth SIG, Inc. The "Wi-Fi®" word mark and logos are registered trademarks owned by the Wi-Fi Alliance. Any use of these marks on this website does not imply any affiliation with or endorsement.