



# PEDAL COMMANDER PC31-BT Advanced Throttle Controller System Instruction Manual

[Home](#) » [PEDAL COMMANDER](#) » PEDAL COMMANDER PC31-BT Advanced Throttle Controller System Instruction Manual 

## Contents

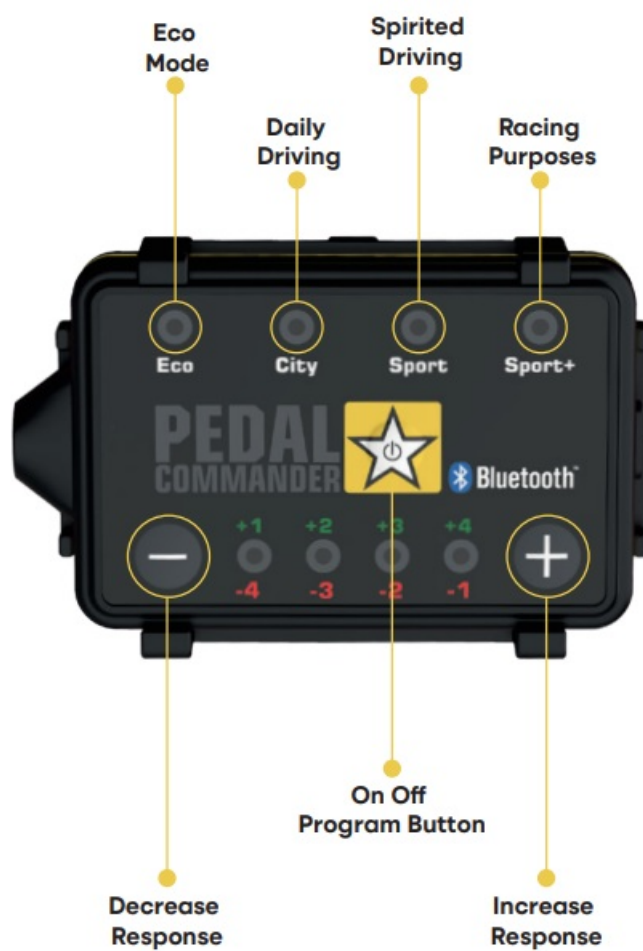
- [1 PEDAL COMMANDER PC31-BT Advanced Throttle Controller System](#)
- [2 Instructions](#)
- [3 PEDAL COMMANDER](#)
- [4 Installation Instructions](#)
- [5 General Disclaimer](#)
- [6 Having issues connecting to the Pedal Commander Bluetooth?](#)
- [7 Most Reliable](#)
- [8 Documents / Resources](#)
  - [8.1 References](#)
- [9 Related Posts](#)

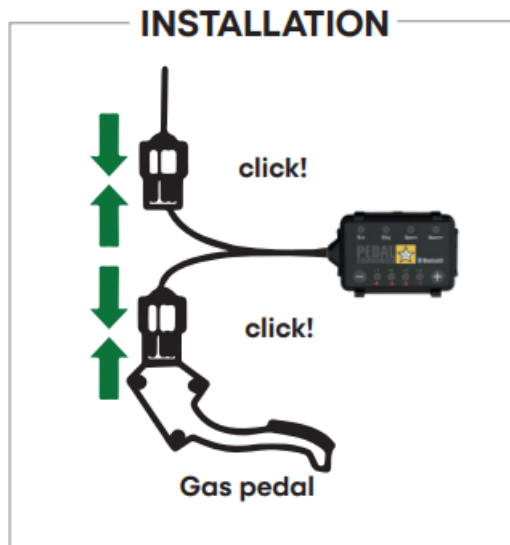
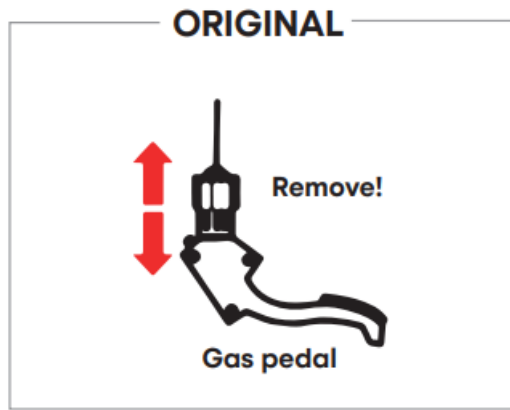


**PEDAL COMMANDER PC31-BT Advanced Throttle Controller System**



## Instructions





## PEDAL COMMANDER

### Worlds Most Advanced Throttle Controller System

The minus (-) button will light a red LED and decrease the sensitivity from -1 to -4.

The plus (+) button will light a green LED and increase the sensitivity from +1 to +4.

**Note:** We recommend coming to a complete stop before changing modes or sensitivity levels. The Vehicle does not need to be in "Park".

Pedal Commander offers 4 program selections. Eco, City, Sport, Sport ( + ). Each mode has 9 different sensitivity levels (up to 36 levels in total) and can be changed by pressing the program button.

**STOCK:** When all the Pedal Commander lights are off, your vehicle is operating at stock throttle response.

Eco Mode is accessed by holding the program button for 3 seconds.

**ECO MODE:** Used for fuel savings, smoother driving, better traction in heavy weather conditions and can also be used for off-road purposes.

\*Pedal Commander will not be active while the cruise control system is engaged.

**CITY MODE:** Perfect for daily driving.

**SPORT MODE:** Spirited driving.

**SPORT(+ ) MODE:** Great for racing at the track.

### Installation Instructions

1. Turn off ignition
2. If your vehicle has keyless entry, keep the key fob at least 35 ft. (10m) away from the vehicle (the signal can give power for your system). Wait 5 minutes to give everything time to power down.

3. Locate your accelerator pedal assembly plug connection.
4. Remove the plug on your gas pedal.
5. Plug male and female connectors into their coordinating plugs on the gas pedal. Make sure the both plugs “click” into place.
6. Make sure cables are tucked in place so they do not effect or endanger your driving.
7. Route the Pedal Commander to where you can access easily.
8. Use the included alcohol wipe to clean the area where you would like to mount the bracket.
9. Apply velcro to the bracket and cleaned area.
10. Put the Pedal Commander into bracket and you’re done!

If you unplug the gas pedal too soon, you will receive a check engine light because the vehicles computer still has power and has detected a sensor unplugged.

If you are visiting a dealership[ for routine maintenance, you do not need to unplug Pedal Commander, just turn off and tuck it out of sight.

If you are visiting a dealership for an issue or warranty repair, REMOVE THE PEDAL COMMANDER FIRST. Pedal Commander will not leave a “flag” or a digital footprint on your computer so they will never know it was installed.

But when any vehicles has a problem, a dealership will search for aftermarket parts to avoid paying for any warranty work. If you need visual assistance, visit our website to see some of our example installation videos!

## **General Disclaimer**

Pedal Commander is intended to boost your vehicle’s performance, including its speed and acceleration capabilities. We hope that drivers using Pedal Commander products will choose to drive responsibly, as the manufacturer is not responsible for any driver’s decision to operate a vehicle in an unsafe or illegal manner.

## **How to pair the Pedal Commander Bluetooth**

1. Install the Pedal Commander Application from your mobile store. ( Android & iOS)
2. Turn the ignition on in your, and make sure the Pedal Commander is on ( at least one led will be lit).
3. Make sure the Bluetooth feature on your smartphone is on, then pair to the Pedal Commander.
4. Open the application and press “connect”
5. The application will ask for your 6-digital serial number, this is located on the back of the Pedal Commander.
6. Now that you are connected, you can control the Pedal Commander remotely with your smartphone. You can also customize the visual properties of the app via the options menu.
7. You’re all done!

## **Having issues connecting to the Pedal Commander Bluetooth?**

### **Here are some simple troubleshooting steps:**

1. Make sure you’re using a Bluetooth-compatible Pedal Commander (it will have the Bluetooth logo on the top of the device).
2. Are you running an up-to-date operating system on your smartphone? Android phones require Android 5.1 (released 2/2015) and Apple phones require iOS 10 (released 9/2016).
3. Is the Pedal Commander turned on? Hit the white star button on the unit and make sure one of the modes has an LED light lit above it.
4. Make sure the Bluetooth feature on your device is turned on and you are paired to the device (must be within

15 feet).

5. Do you have the Pedal Commander app downloaded?

Search "Pedal Commander" in your app store to download.

6. Once paired, open the app, click "connect" and input the 6-digit serial number on the back of your Pedal Commander.

### FCC Compliance Statement:

Changes or modifications not expressly approved by the manufacturer could void the user's authority to operate the equipment.

This device complies with Part 15 of the FCC rules. Operation is subject to the following two conditions: (1) This device may not cause harmful interference, and (2) this device must accept any interference received, including interference that may cause undesired operation.

### Most Reliable

Pedal Commander is a SEMA Award winner and holds CE, TUV, E24, ISO 9001, and ISO 140001 certifications. In other words, we are one of the most reliable throttle response controllers for your vehicle.

<https://app.pedalcommander.com>

Fragen? Kontaktieren Sie uns!

+49 203 395 100 09

[kundendienst@pedalcommander.de](mailto:kundendienst@pedalcommander.de)

[www.pedalcommander.com](http://www.pedalcommander.com)

[www.pedalcommander.ca](http://www.pedalcommander.ca)

[www.pedalcommander.de](http://www.pedalcommander.de)

[www.pedalcommander.com.tr](http://www.pedalcommander.com.tr)

### Documents / Resources



[PEDAL COMMANDER PC31-BT Advanced Throttle Controller System](#) [pdf] Instruction Manual

PC31-BT, Advanced Throttle Controller System, PC31-BT Advanced Throttle Controller System

### References

- [★ Pedal Commander Canada | Throttle Response Controller – Pedal Commander CA](#)
- [★ Pedal Commander | Throttle Response Controller](#)
- [★ Dünyanın en çok satan gaz tepkime cihazı](#)
- [★ Pedal Commander | Gaspedal Tuning Box – Pedal Commander DE](#)
- [★ Pedal Commander | Gaspedal Tuning Box – Pedal Commander DE](#)
- [★ Pedal Commander App for IOS and Android - Bluetooth](#)