




## pebblebee PB-621-B Card Tracking Device User Manual

[Home](#) » [pebblebee](#) » pebblebee PB-621-B Card Tracking Device User Manual 



**PB-621-B Card Tracking Device  
User Manual**



### **Thin Rechargeable Item Finder**

Ultimate tracker for wallets or narrow spaces



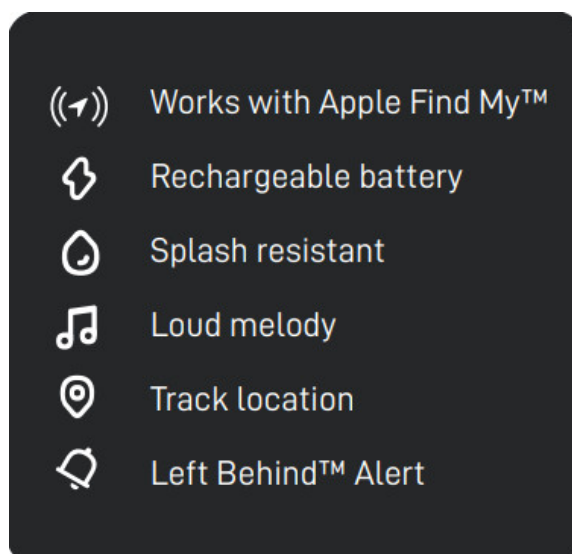
**RECHARGEABLE  
UP TO 12 MONTHS PER CHARGE**

## WELCOME TO THE PEBBLEBEE FAMILY

Thanks for choosing Pebblebee. Now that you've received your card you can join millions of users worldwide in tracking your valuables.

We hope that you will enjoy the peace of mind that the Pebblebee Card brings.

### Pebblebee® CARD



#### Contents

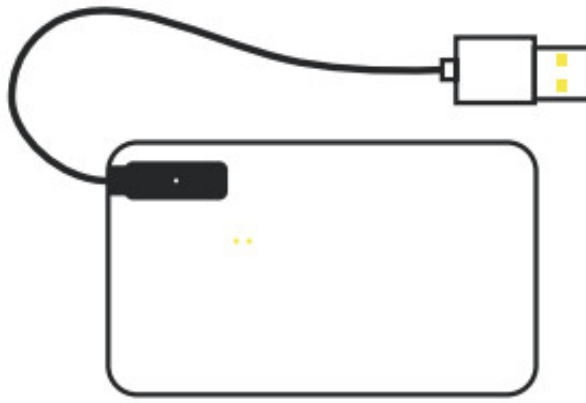
- [1 Charge your Card](#)
- [2 Works with Apple Find My](#)
- [3 Works with Pebblebee App](#)
- [4 Factory resetting your Card](#)
- [5 Use and care](#)
- [6 Limited warranty](#)
- [7 Safe electrical disposal](#)
- [8 Specs](#)
- [9 Regulatory & safety information](#)
- [10 Documents / Resources](#)
  - [10.1 References](#)
- [11 Related Posts](#)

## Charge your Card

Your new Card is rechargeable with the included magnetic charger. Please ensure your Card is fully charged before first use.

### How to charge your Pebblebee Card

1. Plug the USB end into a power adapter or a USB port, such as your laptop.
2. Place the magnetic charger on top of the pins on the back of the card (see picture below).
3. The LEDs on the Card will pulsate when charging and illuminate a solid light when it's fully charged.



**Note:** The battery cannot be removed. The Card includes a rechargeable battery that is not replaceable. Opening or tampering with the device voids the warranty.

## Works with Apple Find My

Pebblebee Card works with the Apple Find My network. With hundreds of millions of Apple devices around the world, advanced end-to-end encryption, and industry-leading security, the Find My network lets users easily locate their belongings in the Find My app with the peace of mind that their privacy is protected.

Pebblebee Card can be used with the Apple Find My network OR the Pebblebee App on Google Play® and App Store®. Using the Apple Find My network, prohibits the use of the Pebblebee App, and vice versa. You may not operate simultaneously on the Apple Find My network and Pebblebee network. In order to change networks, you must reset the device to factory settings.

**Learn more at:** [pebblebee.com/card](https://pebblebee.com/card)

Use of the Works with Apple badge means that a product has been designed to work specifically with the technology identified in the badge and has been certified by the product manufacturer to meet Apple Find My network product specifications and requirements. Apple is not responsible for the operation of this device or use of this product or its compliance with safety and regulatory standards.



## Set up a Card in the Find My app

To set up a Card in the Find My app:

1. Double-press the Pebblebee logo on the front of the Card. You'll hear a confirmation sound.
2. Open the Find My app on your iPhone or iPad and tap "Items."
3. Next tap "+ Add New Item" and tap "Other Supported Item." Follow the instructions displayed in the app.

## How to remove an item from the Find My app

1. Navigate to the item page on the Find My app.
2. Scroll to the bottom.
3. Tap "Remove item", then "Remove".

## Works with Pebblebee App

1. **PLEASE NOTE:** If you chose the Pebblebee App to claim your Card, you will not have access to the Apple

Find My network.

2. Download the free Pebblebee App for your Android or iOS phone and follow the in-app instructions.
3. Make sure that your phone's Bluetooth is enabled and that you've shared location permissions with the Pebblebee app. If you have any more questions, check out our setup guide on [help.pebblebee.com](https://help.pebblebee.com).
4. Allow the Pebblebee app to always access your location. This is needed to allow the app to locate your valuables at all times. In case you lose your items, the App will notify you of the last known location.
5. Place the card in your wallet or any other thing.

## Factory resetting your Card

If you want to give your Card to a new owner to claim it, or if you would like to switch between the Apple Find My network and the Pebblebee network you will need to factory reset your Card with the following instructions:

1. Locate the Pebblebee logo on the front of the Card.
2. Triple press the logo (3x) then press and hold for 10 seconds. You'll hear a confirmation sound.

This will reset the device and allow you to reclaim it with the Apple Find My network **OR** the Pebblebee App.

## Use and care

Please ensure proper operations of your Card device.

### Water Resistance

Your Card is splash resistant. This means that it's safe for water splashes. To preserve your device's life, we do not recommend submerging it in water.

### Environmental Requirements

Keep the Card stored and operating in the temperatures listed below. Avoid freezing weather and extremely hot temperatures to ensure the best functionality.

**Operating temp:** 5 °F to 11 °F (-15 °C to 43 °C)

**Storage temp:** -1+ °F to 130 °F (-23 °C to 54 °C)

Make sure that the device is dry before charging it.

Charging the device when it's wet voids the warranty.

## Limited warranty

Pebblebee offers a 1-year limited warranty against product defects, effective from the time of delivery. Product defects do not include those resulting from accidents, water damage, product modification, or failure to follow instructions for use. If Pebblebee deems the product defective, Pebblebee will replace the device upon receipt.

Please contact [support@pebblebee.com](mailto:support@pebblebee.com) if you believe your device to be defective. Our support team can identify and resolve most issues and will be happy to provide exchange directions for devices that fall within the warranty.

## Safe electrical disposal

When your device reaches the end of its useful life, please dispose of it at your local e-waste center to be recycled and properly discarded, ensuring the protection of our environment. Contact your local authorities to find a reputable and certified e-waste center near you.

## Specs

### Location Services

Bluetooth

Apple Find My network

**Mobile Compatibility**

Requires Bluetooth 4.0 and up.

To use the Apple Find My app to locate this item, the latest version of iOS®, iPadOS®, or macOS® is recommended.

To use the Pebblebee app, we recommend using the latest version of iOS or Android.

For more instructions please visit: [help.pebblebee.com](https://help.pebblebee.com)

**Power**

Proprietary contact charging

**Weight/Dimensions**

0.5 oz ( 15 grams)

2.12" x 3.35" x 0.11" (54 mm x 85 mm x 2.8 mm)

**Regulatory & safety information**

**FCC Compliance Statement**

This device complies with part 15 of the FCC Rules. Operation is subject to the following two conditions:

1. This device may not cause harmful interference, and
2. This device must accept any interference received, including interference that may cause undesired operation.

Any Changes or modifications not expressly approved by the party responsible for compliance could void the user's authority to operate the equipment.

**Note:** This equipment has been tested and found to comply with the limits for a Class B digital device, pursuant to part 15 of the FCC Rules. These limits are designed to provide reasonable protection against harmful interference in a residential installation.

This equipment generates uses and can radiate radio frequency energy and, if not installed and used in accordance with the instructions, may cause harmful interference to radio communications.

However, there is no guarantee that interference will not occur in a particular installation. If this equipment does cause harmful interference to radio or television reception, which can be determined by turning the equipment off and on, the user is encouraged to try to correct the interference by one or more of the following measures:

- Reorient or relocate the receiving antenna.
- Increase the separation between the equipment and receiver.
- Connect the equipment into an outlet on a circuit different from that to which the receiver is connected.
- Consult the dealer or an experienced radio/TV technician for help.

**Industry Canada Compliance Statement**

This device complies with Industry Canada's license-exempt RSS(s).

Operation is subject to the following two conditions:

1. This device may not cause interference; and
2. This device must accept any interference, including interference that may cause undesired operation of the device.

**IC Caution:**

This device complies with Industry Canada licence-exempt RSS standard(s).

Operation is subject to the following two conditions:

1. This device may not cause interference, and
2. This device must accept any interference, including interference that may cause undesired operation of the

device.

## Pebblebee®

At Pebblebee we create technology for peace of mind. We are focused on designing devices that make your life easier. We hold a range of products that includes key trackers, pet trackers, and devices that use Bluetooth, GPS, and cellular connectivity to keep track of your valuables.

Check out our products on [pebblebee.com](https://pebblebee.com)



<https://deeplinks.pebblebee.com/199xVZoGCjb>

Scan to get a **10% discount** on your next order!

## Pebblebee® CARD

A rechargeable lithium-polymer battery lasts up to 12 months per charge. The Apple Find My network provides an easy, secure way to locate compatible personal items on a map using the Find My app on your iPhone®, iPad®, iPod touch® or Mac®. To use the Apple Find My app to locate this item, the latest version of iOS®, iPadOS®, or macOS® is recommended. Find My, iPhone, iPad, iPod touch, Mac, and macOS are trademarks of Apple Inc., registered in the U.S. and other countries. IOS is a trademark of PB Inc. Patent [www.pebblebee.com/patents](https://www.pebblebee.com/patents)

**MODEL NO.** PB-621-B

**FCC ID:** 2AG5OPB-621-B

**IC:** 23453-PB621B




**@pebblebee**

[pebblebee.com](https://pebblebee.com)







**IC Bluetooth SIG certified**

## Documents / Resources

	<a href="#">pebblebee PB-621-B Card Tracking Device</a> [pdf] User Manual PB-621-B, PB621B, 2AG5OPB-621-B, 2AG5OPB621B, PB-621-B Card Tracking Device, PB-621-B, Card Tracking Device
---	--

## References

-  [HelpDesk](#)
-  [Pebblebee - Track what matters most](#)
-  [Pebblebee Card](#)
-  [Patents – Pebblebee](#)