



Peak Adjustable Stroke Rotary Machine Instruction Manual

[Home](#) » [PEAK](#) » Peak Adjustable Stroke Rotary Machine Instruction Manual 

Contents

- [1 Peak Adjustable Stroke Rotary Machine](#)
- [2 Product Information](#)
- [3 OVERVIEW](#)
- [4 TECHNICAL SPECIFICATIONS](#)
- [5 KEY FEATURES](#)
- [6 Documents / Resources](#)



Peak Adjustable Stroke Rotary Machine



Product Information

The Adjustable Stroke Rotary Machine is a versatile tattoo machine that offers the power of a liner, packer, shader, and more. It is designed with precision and durability to meet the needs of professional tattoo artists.

Technical Specifications

- **Net Weight:** 174g (6.2oz)
- **Machine Length:** 4"
- **Machine Width:** 1"
- **Machine Body:** Constructed from durable aluminum CNC precision-cut with Peak logo
- **Motor:** 1827 coreless motor; 5.5W
- **Maximum voltage:** 8v
- **Connection:** RCA
- **Package Includes:** 2 O-rings, 1 spring, RCA cord, 1 Allen key, 1 drive bar, and 1 wheel cam

Key Features

- Super lightweight pen-style machine
- 7 stroke length options: 2.4mm, 2.7mm, 3.0mm, 3.3mm, 3.6mm, 3.9mm, 4.2mm

- Adjustable needle depth with a twist of the grip
- Forward-weighted, ergonomic design for control and comfort
- Comes in Matte Red with High-Polish Black Accents, Matte Black with High-Polish Gray Accents, or Matte Black with High-Polish Red Accents

Get Started with Adjustable Stroke Rotary Machine

1. Plug your Adjustable Stroke Rotary Machine into your favorite power supply using the included RCA cable or go wireless with any RCA-compatible battery pack. Make sure not to exceed 8v.
2. Insert your favourite cartridge needles. The Adjustable Stroke Rotary Machine is compatible with all our cartridges: Blood, Quartz, Triton, and Cerus. It is also compatible with most popular cartridge needles on the market.
3. Adjust the stroke length by turning the stroke adjustment knob to one of the 7 available options.
4. Adjust the needle depth by turning the textured grip.

Using the Stroke Adjustment Knob

The stroke adjustment knob allows you to increase or decrease the stroke length with one turn or click. It has a secure locking mechanism to prevent involuntary changes in stroke length during a tattoo session.


Recommended stroke lengths:

- **2.4mm:** Recommended for soft shading
- **3.6mm:** Reliable stroke length, commonly used for colour packing and blending
- **4.2mm:** Excellent for bold line work, can also be used for color packing and shading

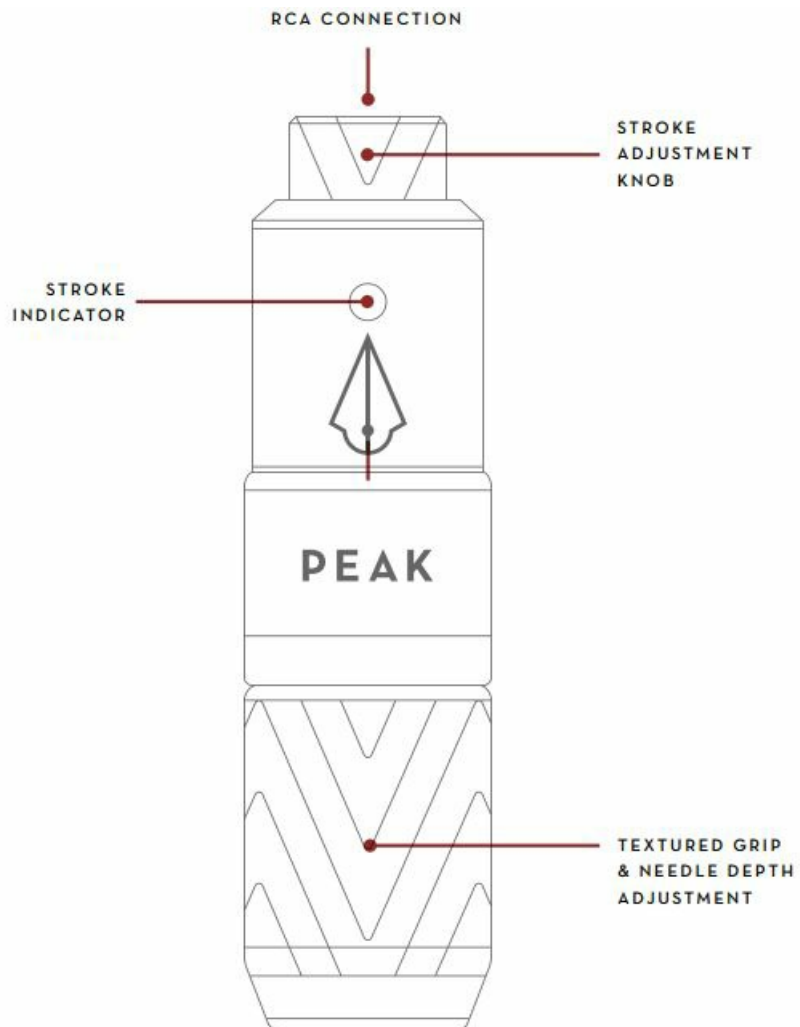
Warranty Information

If you experience any technical issues or require repairs for your Adjustable Stroke Rotary Machine, please contact our customer service team at 410-712-0145. After obtaining a return authorization, you can download and fill out our Peak Repair Order Form. Send the completed form, machine, and invoice as proof of purchase to 7410 Coca Cola Dr STE 108, Hanover, MD 21076.

If your Adjustable Stroke Rotary Machine was purchased less than a year ago, it will be replaced with a brand new model under our one-year warranty. Machines older than a year are no longer protected under the warranty.



OVERVIEW



TECHNICAL SPECIFICATIONS

- **Net Weight:** 174g (6.2oz)
- **Machine Length:** 4"
- **Machine Width:** 1"
- **Machine Body:** Constructed from durable aluminum CNC precision-cut Peak logo in machine body

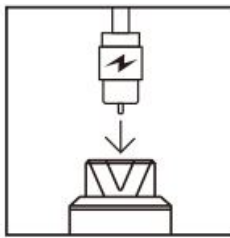
- **Motor:** 1827 coreless motor; 5.5W
- **Maximum voltage:** 8v
- **Connection:** RCA
- **Package Includes:** 2 O-rings, 1 spring, RCA cord, 1 allen key, 1 drive bar, and 1 wheel cam

KEY FEATURES

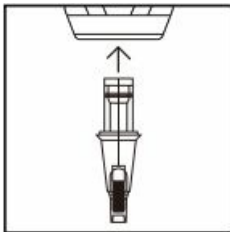
- Super lightweight pen-style machine
- 7 stroke length options: 2.4mm, 2.7mm, 3.0mm, 3.3mm, 3.6mm, 3.9mm, 4.2mm
- Adjustable needle depth with a twist of the grip
- Forward-weighted, ergonomic design for control and comfort
- Comes in Matte Red with High-Polish Black Accents, Matte Black with High-Polish Gray Accents, or Matte Black with High-Polish Red Accents

GET STARTED WITH PROTEUS

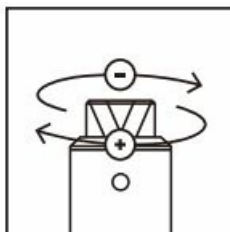
1. Plug your Proteus Pen into your favorite power supply with the included RCA cable or go wireless with any RCA-compatible battery pack. Do not exceed 8v.



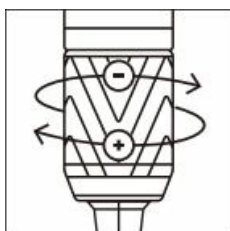
2. Insert your favorite cartridge needles. Our Proteus Pen is compatible with all our cartridges: Blood, Quartz, Triton, and Cerus. The Proteus is also compatible with most popular cartridge needles on the market.



3. Adjust your stroke length with a simple turn of the stroke adjustment knob.



4. Adjust your needle depth with a simple turn of the textured grip.





USING THE STROKE ADJUSTMENT KNOB

One turn or “click” of the stroke adjustment knob increases or decreases your stroke. Our stroke adjustment knob has a secure locking mechanism that prevents your stroke length from changing involuntarily mid-session.

- 2.4mm–2.7mm Recommended for soft shading
- 3.0mm–3.9mm Reliable stroke length, most commonly used for colour packing and blending
- 4.2mm Excellent for your boldest line work; can also be used for colour packing and shading

WARRANTY INFORMATION

If you experience any technical issues or your Proteus Pen Machine requires repairs, please contact our customer service team at 410-712-0145.

After our customer service team provides you with a return authorization, you can download and fill out our Peak Repair Order Form:



Mail your completed repair order form, machine, and invoice as proof of purchase to 7410 Coca-Cola Dr STE 108, Hanover, MD 21076. You can also direct any questions or concerns regarding issues with your Proteus Pen Machine to info@peakneedles.com. If you purchased your Proteus Pen Machine less than a year ago, we will replace it with a brand-new model. If your machine is older than a year, it is unfortunately no longer protected under our one-year warranty.

Documents / Resources



[Peak Adjustable Stroke Rotary Machine](#) [pdf] Instruction Manual
Adjustable Stroke Rotary Machine, Stroke Rotary Machine, Rotary Machine, Machine