



## PCE Instruments PCE-SFS 10 Gauss Meter User Manual

[Home](#) » [PCE Instruments](#) » PCE Instruments PCE-SFS 10 Gauss Meter User Manual 



**Instruments PCE-SFS 10 Gauss Meter  
User Manual**



User manuals in various languages



Product search on: [www.pce-instruments.com](http://www.pce-instruments.com)

## Contents

- 1 Safety notes
- 2 Specifications
- 3 Delivery scope
- 4 Device description
- 5 Battery information
- 6 Switching on and off
- 7 Backlight
- 8 Making a measurement
- 9 Zeroing
- 10 Contact
- 11 Disposal
- 12 PCE Instruments contact information
- 13 Documents / Resources
  - 13.1 References
- 14 Related Posts

## Safety notes

Please read this manual carefully and completely before you use the device for the first time. The device may only be used by qualified personnel and repaired by PCE Instruments personnel. Damage or injuries caused by non-observance of the manual are excluded from our liability and not covered by our warranty.

- The device must only be used as described in this instruction manual. If used otherwise, this can cause dangerous situations for the user and damage to the meter.
- The instrument may only be used if the environmental conditions (temperature, relative humidity, ...) are within the ranges stated in the technical specifications. Do not expose the device to extreme temperatures, direct sunlight, extreme humidity or moisture.
- Do not expose the device to shocks or strong vibrations.
- The case should only be opened by qualified PCE Instruments personnel.
- Never use the instrument when your hands are wet.
- You must not make any technical changes to the device.
- The appliance should only be cleaned with a damp cloth. Use only pH-neutral cleaner, no abrasives or solvents.
- The device must only be used with accessories from PCE Instruments or equivalent.
- Before each use, inspect the case for visible damage. If any damage is visible, do not use the device.
- Do not use the instrument in explosive atmospheres.
- The measurement range as stated in the specifications must not be exceeded under any circumstances.
- Non-observance of the safety notes can cause damage to the device and injuries to the user.

We do not assume liability for printing errors or any other mistakes in this manual.  
 We expressly point to our general guarantee terms which can be found in our general terms of business.  
 If you have any questions please contact PCE Instruments. The contact details can be found at the end of this manual.

## Specifications

Electromagnetic field	
Measurement range	±60 kV DC
Resolution	±20 kV DC: 0.01 kV DC -60 ... -20 kV DC / +20 ... +60 kV DC: 0.1 kV DC
Accuracy	±5 % of reading
Temperature	
Measurement range	-40.... 123.8 °C
Resolution	0.1 °C
Accuracy	±1.5 °C
Humidity	
Measurement range	0 ... 100 % RH
Resolution	0.1 % RH
Accuracy	±4.5 % RH
Further specifications	
Response time	<100 ms
Audible alarm	when the meter is switched on, 5 seconds before automatic power off , when measurement range is exceeded
Automatic power off	after 5 minutes
Power supply	9 V block battery
Operating time	>20 hours
Operating conditions	0 ... 40 °C, 0 ... 60 % RH, non-condensing
Dimensions	123 x 70.4 x 21.5 mm
Weight	147 g

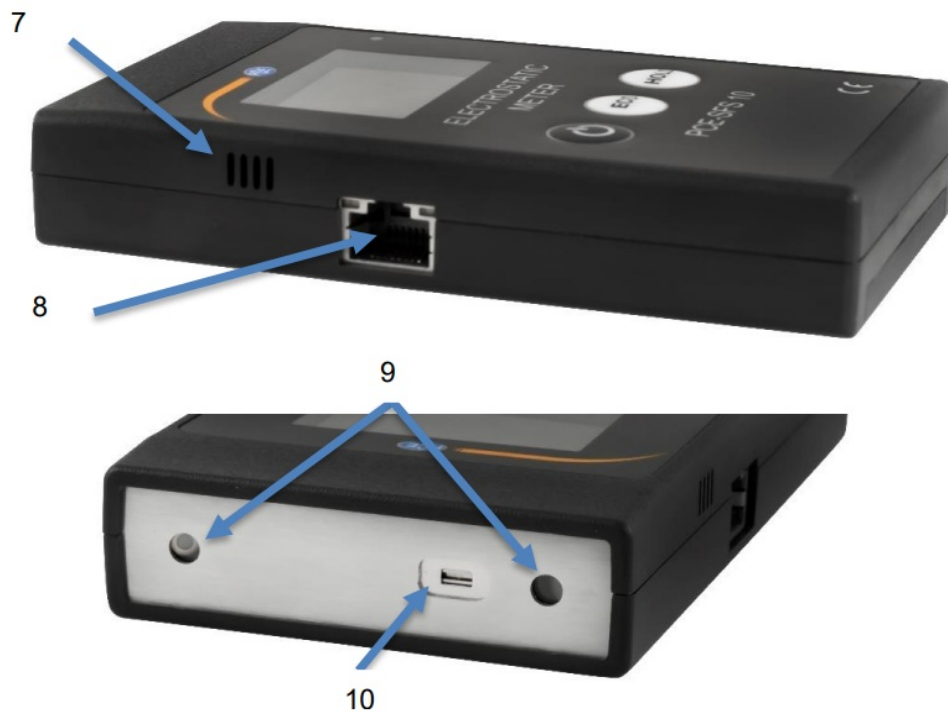
## Delivery scope

- 1 x gauss meter PCE-SFS 10
- 1 x earthing cable
- 1 x carrying bag
- 1 x 9 V block battery
- 1 x user manual

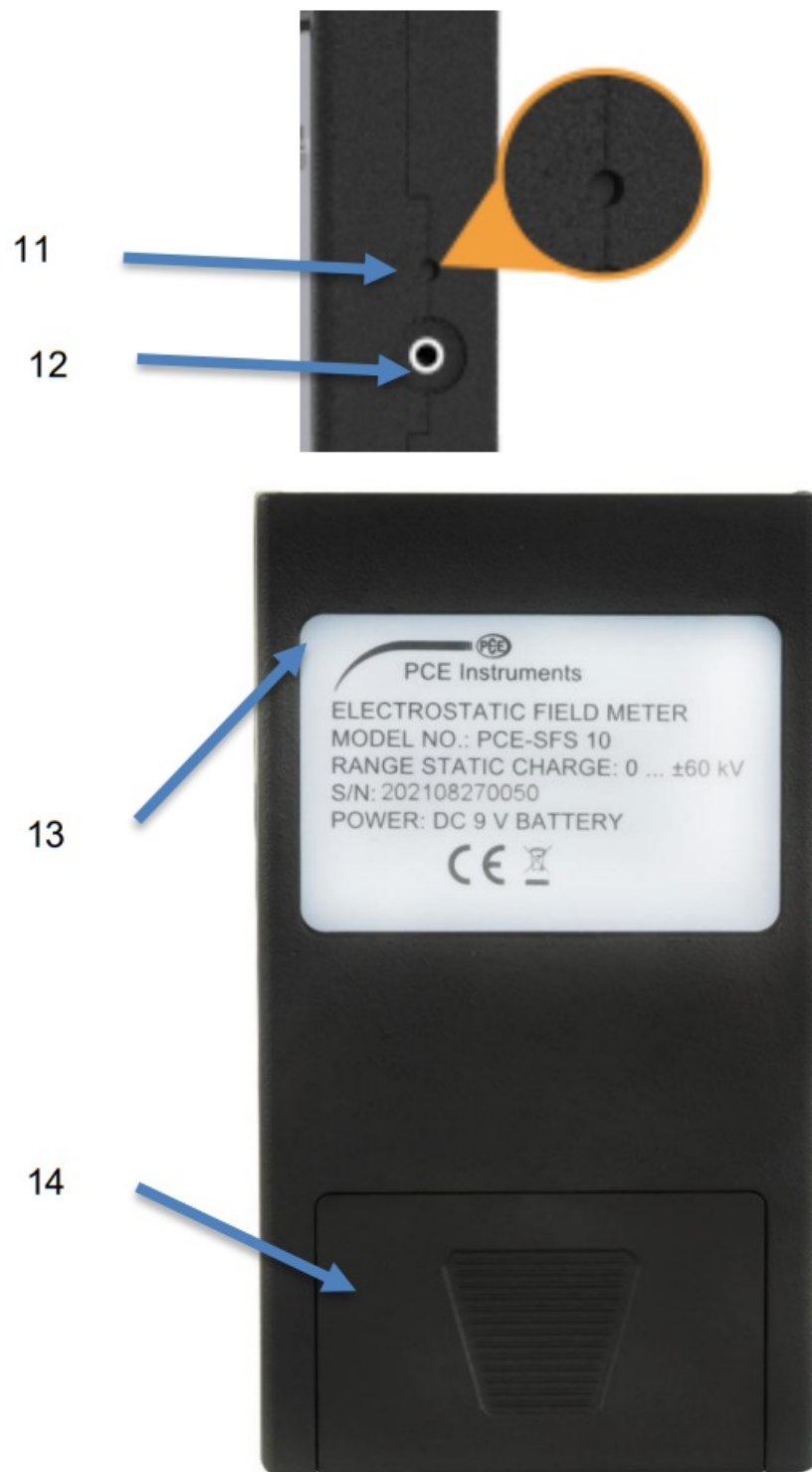
## Device description



No.	Description
1	Housing
2	Display
3	On and off switch
4	HOLD key to freeze the display
5	ECO key for switching the backlight on and off
6	Status display

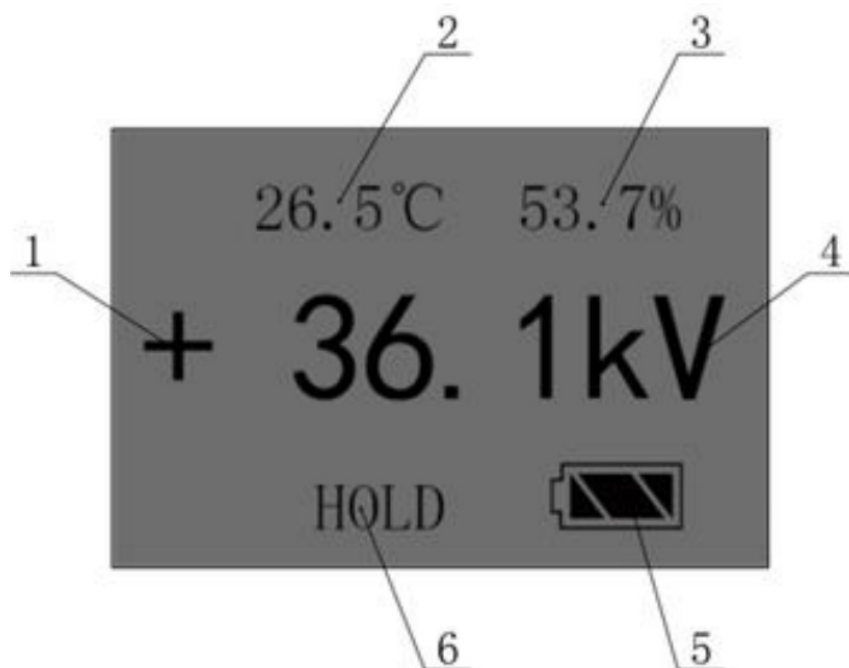


No.	Description
7	Temperature and humidity sensor
8	Service interface
9	Alignment laser
10	Radiation sensor



No.	Description
11	Zero key for setting the zero point
12	Earth connection
13	Nameplate
14	Battery compartment





#### 4.1 Display description



No.	Description
1	Polarity of the magnetic field
2	Temperature display
3	Humidity display
4	Measured value
5	Battery status display
6	“HOLD” – display is frozen

## Battery information

The battery life is a maximum of 20 hours. The battery status is continuously shown on the display.

Battery status display	Meaning
	Battery is fully charged.
	Battery is partially discharged.
	Battery almost discharged. The battery should be replaced promptly.
	Battery is discharged. The battery must be replaced for further use.

To replace the battery, first switch off the meter and remove the earthing cable from the meter. Then open the battery compartment and replace the battery with a new 9 V block battery. Then close the battery compartment. The measurement can be resumed.

## Switching on and off

To switch the meter on and off, press the on/off switch. The measurement is made after a few seconds. To switch the meter off again, press the on/off switch again.

## Backlight

When the meter is switched on, the backlight is activated. To switch off the backlight, press and hold the "ECO" key for two seconds. To switch the backlight back on, press and hold the "ECO" key again for two seconds.

## Making a measurement

To make a measurement, first connect the earthing cable to the meter and to an earthed conductor. Then switch on the meter. The measurement will start after a short time. Point the measuring device at the object to be measured. You have reached the correct distance as soon as the lasers cross. Now you can read the measured value.

## Zeroing

To zero the meter, first ground it with the earthing cable. Then switch on the meter and wait until the reading has stabilized. Then press the zero key to set the displayed reading to zero.

**NOTE:** Make sure that there is no static charge on the sensor side. This can influence zeroing.

## Contact

If you have any questions, suggestions or technical problems, please do not hesitate to contact us. You will find the relevant contact information at the end of this user manual.


## Disposal

For the disposal of batteries in the EU, the 2006/66/EC directive of the European Parliament applies. Due to the contained pollutants, batteries must not be disposed of as household waste. They must be given to collection points designed for that purpose.

In order to comply with the EU directive 2012/19/EU we take our devices back. We either reuse them or give them to a recycling company which disposes of the devices in line with law.

For countries outside the EU, batteries and devices should be disposed of in accordance with your local waste regulations.

If you have any questions, please contact PCE Instruments.



[www.pce-instruments.com](http://www.pce-instruments.com)

## PCE Instruments contact information



<b>Germany</b> PCE Deutschland GmbH Im Langel 26 D-59872 Meschede Deutschland <b>Tel.:</b> +49 (0) 2903 976 99 0 <b>Fax:</b> +49 (0) 2903 976 99 29 <a href="mailto:info@pce-instruments.com">info@pce-instruments.com</a> <a href="http://www.pce-instruments.com/deutsch">www.pce-instruments.com/deutsch</a>	<b>United Kingdom</b> PCE Instruments UK Ltd Unit 11 Southpoint Business Park Ensign Way, Southampton Hampshire United Kingdom, SO31 4RF <b>Tel:</b> +44 (0) 2380 98703 0 <b>Fax:</b> +44 (0) 2380 98703 9 <a href="mailto:info@pce-instruments.co.uk">info@pce-instruments.co.uk</a> <a href="http://www.pce-instruments.com/english">www.pce-instruments.com/english</a>
<b>The Netherlands</b> PCE Brookhuis B.V. Institutenweg 15 7521 PH Enschede Nederland <b>Telefoon:</b> +31 (0)53 737 01 92 <a href="mailto:info@pcebenelux.nl">info@pcebenelux.nl</a> <a href="http://www.pce-instruments.com/dutch">www.pce-instruments.com/dutch</a>	<b>France</b> PCE Instruments France EURL 23, rue de Strasbourg 67250 Soultz-Sous-Forêts France <b>Téléphone:</b> +33 (0) 972 3537 17 <b>Numéro de fax:</b> +33 (0) 972 3537 18 <a href="mailto:info@pce-france.fr">info@pce-france.fr</a> <a href="http://www.pce-instruments.com/french">www.pce-instruments.com/french</a>
<b>Italy</b> PCE Italia s.r.l. Via Pesciatina 878 / B-Interno 6 55010 Loc. Gragnano Capannori (Lucca) Italia <b>Telefono:</b> +39 0583 975 114 <b>Fax:</b> +39 0583 974 824 <a href="mailto:info@pce-italia.it">info@pce-italia.it</a> <a href="http://www.pce-instruments.com/italiano">www.pce-instruments.com/italiano</a>	<b>United States of America</b> PCE Americas Inc. 1201 Jupiter Park Drive, Suite 8 Jupiter / Palm Beach 33458 FL USA <b>Tel:</b> +1 (561) 320-9162 <b>Fax:</b> +1 (561) 320-9176 <a href="mailto:info@pce-americas.com">info@pce-americas.com</a> <a href="http://www.pce-instruments.com/us">www.pce-instruments.com/us</a>
<b>Spain</b> PCE Ibérica S.L. Calle Mayor, 53 02500 Tobarra (Albacete) España <b>Tel. :</b> +34 967 543 548 <b>Fax:</b> +34 967 543 542 <a href="mailto:info@pce-iberica.es">info@pce-iberica.es</a> <a href="http://www.pce-instruments.com/espanol">www.pce-instruments.com/espanol</a>	<b>Turkey</b> PCE Teknik Cihazları Ltd.Şti. Halkalı Merkez Mah. Pehlivan Sok. No.6/C 34303 Küçükçekmece – İstanbul Türkiye <b>Tel:</b> 0212 471 11 47 <b>Faks:</b> 0212 705 53 93 <a href="mailto:info@pce-cihazlari.com.tr">info@pce-cihazlari.com.tr</a> <a href="http://www.pce-instruments.com/turkish">www.pce-instruments.com/turkish</a>



© PCE Instruments

Last change: 29 December 2021

v1.0





[PCE Instruments PCE-SFS 10 Gauss Meter](#) [pdf] User Manual  
PCE-SFS 10, PCE-SFS 10 Gauss Meter, PCE-SFS 10 Meter, Gauss Meter, Meter

## References

- [France.fr : Actualités, destinations et infos du tourisme en France](#)
- [iberica.es](#)
- [Make an offer on the domain instruments.co.uk - Domains.co.uk](#)
- [Computer Instruments | Home](#)
- [Discover Italy: Official Tourism Website - Italia.it](#)
- [Industrial Measurement Products and Solutions | PCE Instruments](#)
- [PCE Deutschland GmbH Prüfgeräte vom Hersteller | PCE Instruments](#)
- [PCE Brookhuis B.V. | PCE Instruments](#)
- [PCE Americas Inc. : Test Instruments | PCE Instruments](#)
- [PCE Iberica S.L. Instrumentación | PCE Instruments](#)
- [PCE Instruments France | PCE Instruments](#)
- [PCE Italia s.r.l. / Strumenti di Misura | PCE Instruments](#)
- [PCE Teknik Cihazlar Paz. Tic. Ltd.Şti. | PCE Instruments](#)
- [PCE Americas Inc. : Test Instruments | PCE Instruments](#)
- [PCE Americas Inc. : Test Instruments | PCE Instruments](#)