



Pax Technology L1400 Stylish and Ergonomic Android Based POS Workstation User Manual

[Home](#) » [Pax Technology](#) » Pax Technology L1400 Stylish and Ergonomic Android Based POS Workstation User Manual 

Contents

- [1 Pax Technology L1400 Stylish and Ergonomic Android Based POS Workstation](#)
- [2 Contents Checklist](#)
- [3 Product Description](#)
- [4 Installtion](#)
- [5 Instruction](#)
- [6 Specification](#)
- [7 Cautions of Installation and Usage](#)
- [8 Trademark notice](#)
- [9 FCC compliance statement](#)
- [10 FCC SAR statement](#)
- [11 ISED compliance statement](#)
- [12 Documents / Resources](#)
- [13 Related Posts](#)



Pax Technology L1400 Stylish and Ergonomic Android Based POS Workstation



Contents Checklist

Please check the components after unpacking. If any one of them is missing, or if there is a page missing from the product manual,ect., please contact the dealer.

Name	Qty.
L1400	1
AC Power Adapter	1
AC Power cable	1
Product Manual	1

Product Description

Camera Light

Camera

Main Display

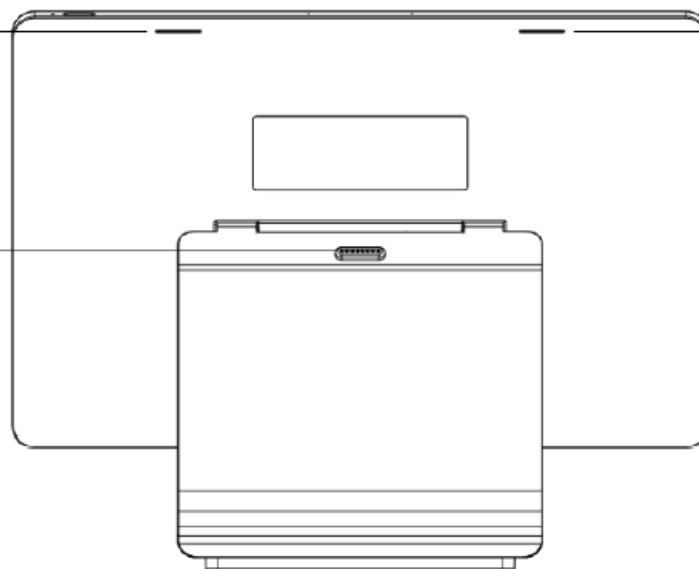
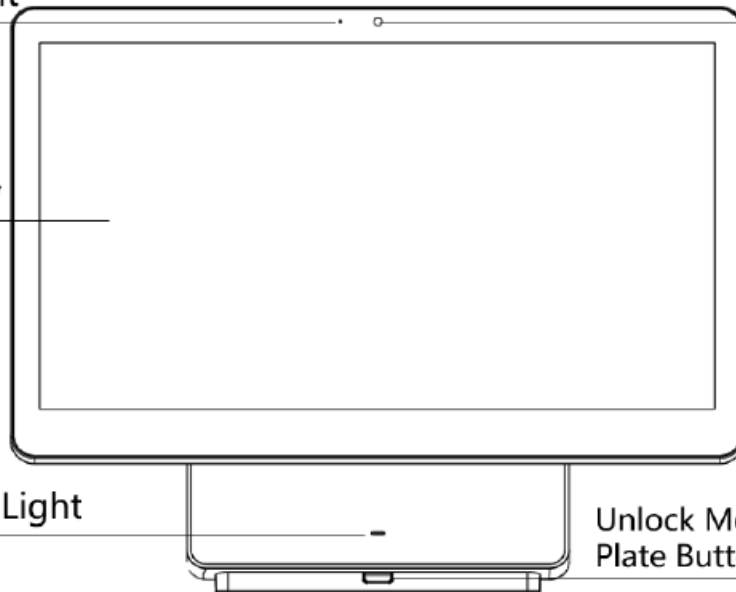
Power Light

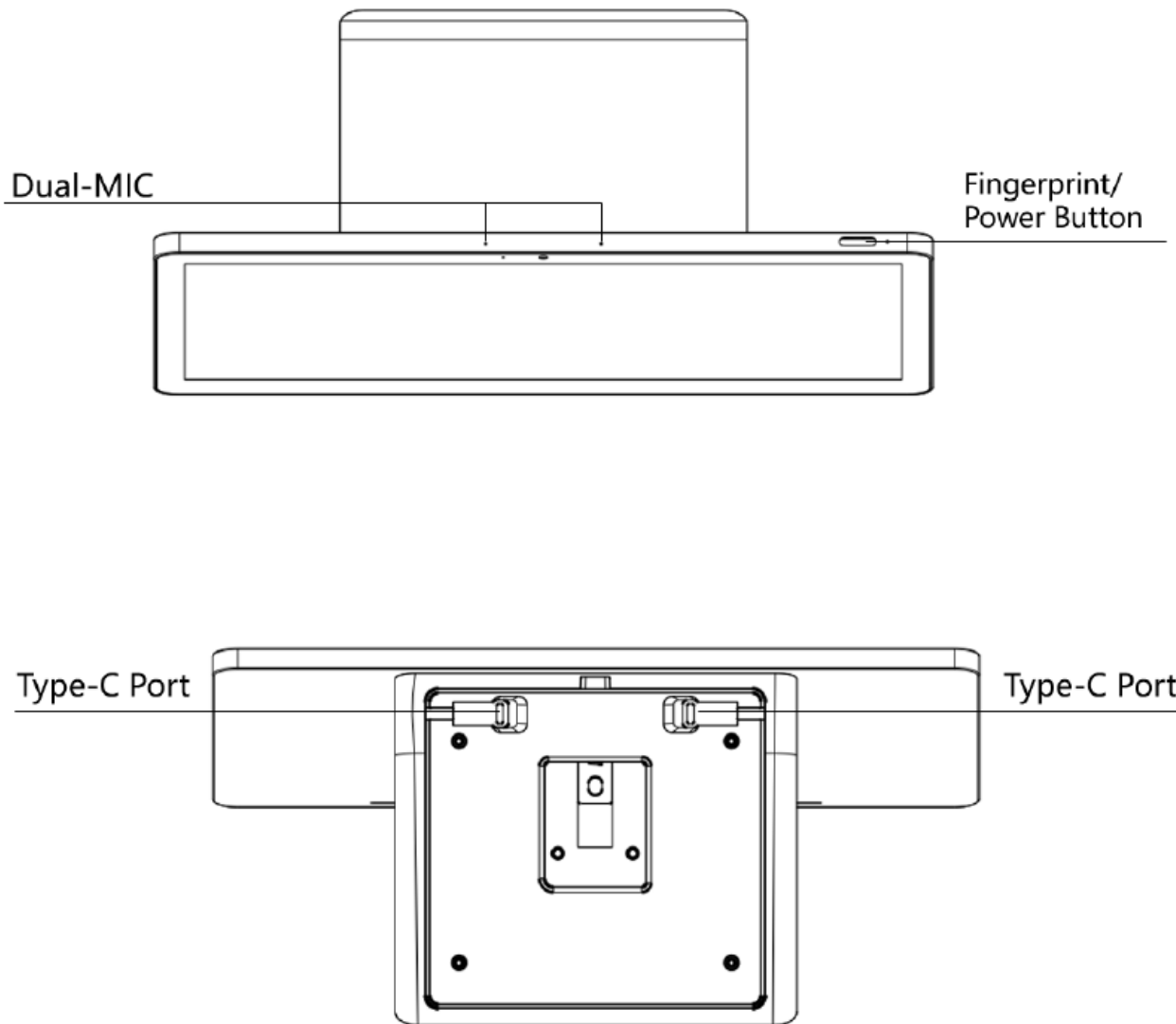
Unlock Mounting
Plate Button

Loudspeaker

Loudspeaker

Pogopin Port





Installation

- **Type-C port:** Connect Power or Hub
- **Type-C port:** Connect USB device.
- **Pogopin Port:** Connect ElysTablet device.

Instruction

Power ON/OFF

- **Power on:** Press and hold the Power button (on the top) for three seconds until the main screen displays normally.
- **Power off:** Press and hold the Power button (on the top) for three seconds until the shutdown menu appears, tap "Shutdown", and then shutting..."appears. The terminal will be turned off after a few seconds.

Specification

Operation System: Android 11

- CPU: Qcta-core,2.0GHzprocessor

- Memory: 4GB RAM + 64GB Flash Memory
- Display: 14 inch, resolution: 1920*1080, multi-touch capacitive touch screen
- Audio: Built-in dual speaker/Built-in dual MIC
- Fingerprint: Side fingerprint
- Camera: mega-pixel auto-focusing camera
- Wireless Communication: Support Wi-Fi 2.4/5G, Bluetooth 5.0
- Peripheral Ports: 2 Type-C port / 1 Pogo pin ports

Cautions of Installation and Usage

1. Avoid exposing the terminal in hot, humid, dusty or strong electromagnetic environment.
2. Do not violently vibrate, shake or beat the product.
3. Do not plug/unplug any units of the product when it is power on, otherwise it may damage the internal circuit.
4. Do not maintain the terminal if you are non-professional

Trademark notice

The Bluetooth® word mark and logos are registered trademarks owned by Bluetooth SIG, Inc. and any use of such marks by PAX Technology Limited is under license. Other trademarks and trade names are those of their respective owners.”

FCC compliance statement

This device complies with Part 15 of the FCC Rules. Operation is subject to the following two conditions: (1) this device may not cause harmful interference, and (2) this device must accept any interference received, including interference that may cause undesired operation. Changes or modifications not expressly approved by the party responsible for compliance could void the user's authority to operate the equipment. This equipment has been tested and found to comply with the limits for a Class B digital device, pursuant to Part 15 of the FCC Rules. These limits are designed to provide reasonable protection against harmful interference in a residential installation. This equipment generates, uses and can radiate radio frequency energy and, if not installed and used in accordance with the instructions, may cause harmful interference to radio communications. However, there is no guarantee that interference will not occur in a particular installation. If this equipment does cause harmful interference to radio or television reception, which can be determined by turning the equipment off and on, the user is encouraged to try to correct the interference by one or more of the following measures:

- Reorient or relocate the receiving antenna.
- Increase the separation between the equipment and receiver.
- Connect the equipment into an outlet on a circuit different from that to which the receiver is connected.
- Consult the dealer or an experienced radio/TV technician for help.

FCC SAR statement


This equipment complies with FCC radiation exposure limits set forth for an uncontrolled environment. End user must follow the specific operating instructions for satisfying RF exposure compliance. This transmitter must not be co-located or operating in conjunction with any other antenna or transmitter. This equipment complies with IC radiation exposure limits set forth for an uncontrolled environment. This equipment should be installed and operated with minimum distance 20cm between the radiator & your body.

ISED compliance statement

This device contains license-exempt transmitter(s)/receiver(s) that comply with Innovation, Science and Economic Development Canada’s licence-exempt RSS(s). Operation is subject to the following two conditions:

1. This device may not cause interference.
2. This device must accept any interference, including interference that may cause undesired operation of the device.

Documents / Resources

	<p>Pax Technology L1400 Stylish and Ergonomic Android Based POS Workstation [pdf] User Manual</p> <p>L1400, V5PL1400, L1400 Stylish and Ergonomic Android Based POS Workstation, Stylish and Ergonomic Android Based POS Workstation</p>
---	--