

PawHut D30-225 Cat Tree Tower Instruction Manual






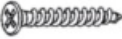


Contents

- 1 PawHut D30-225 Cat Tree Tower
- 2 PART LIST
- 3 INSTALLATION INSTRUCTION
- 4 CONTACT
- 5 Documents / Resources
 - 5.1 References



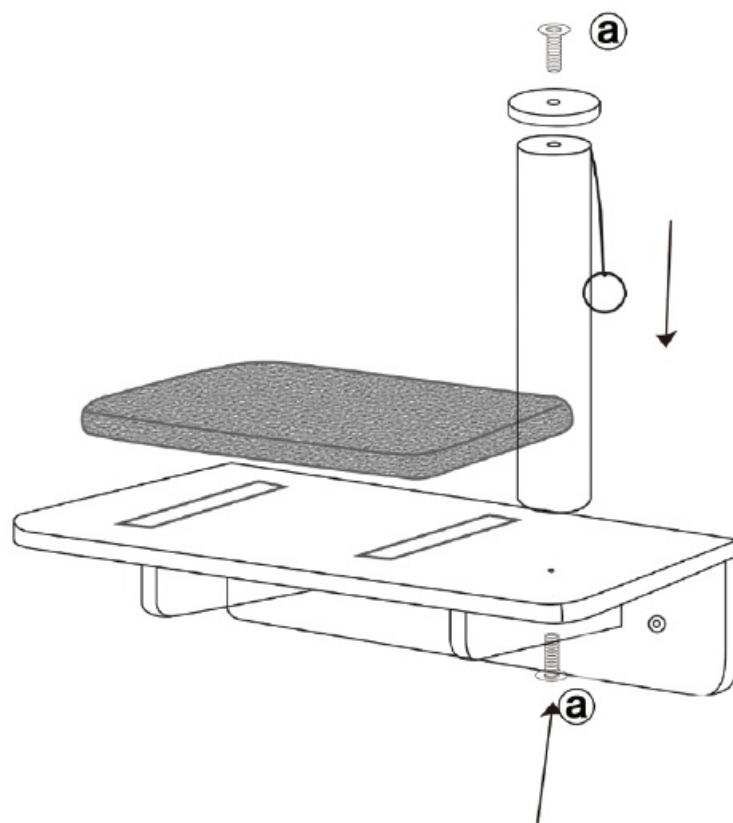
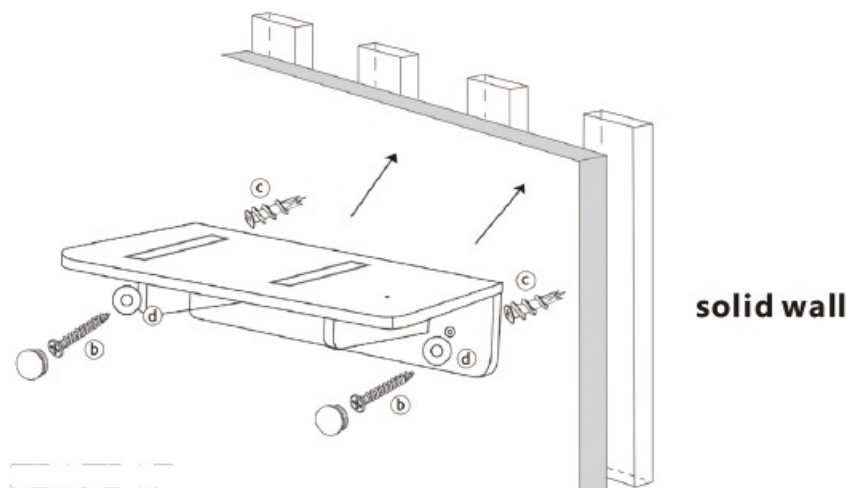
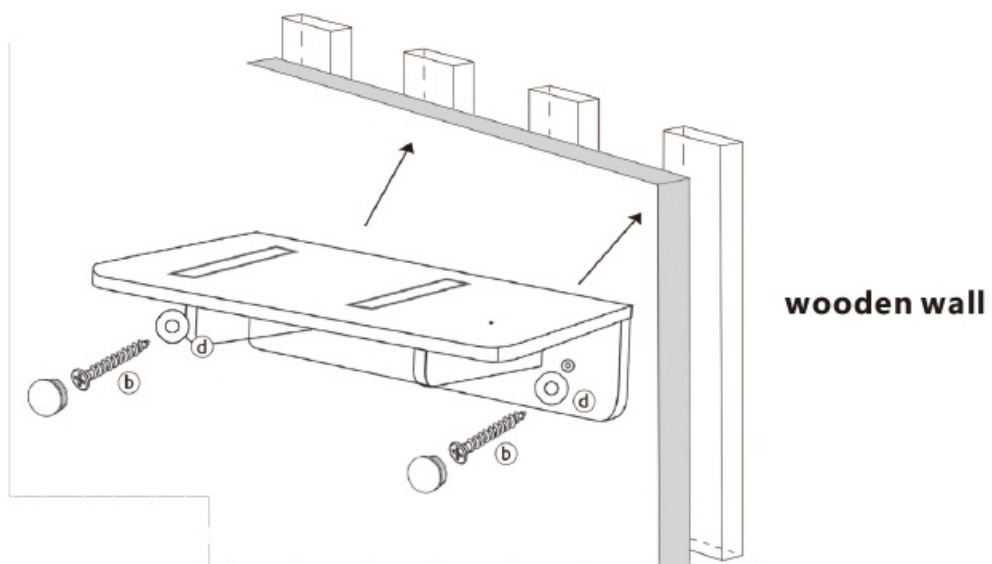
PawHut D30-225 Cat Tree Tower

PART LIST

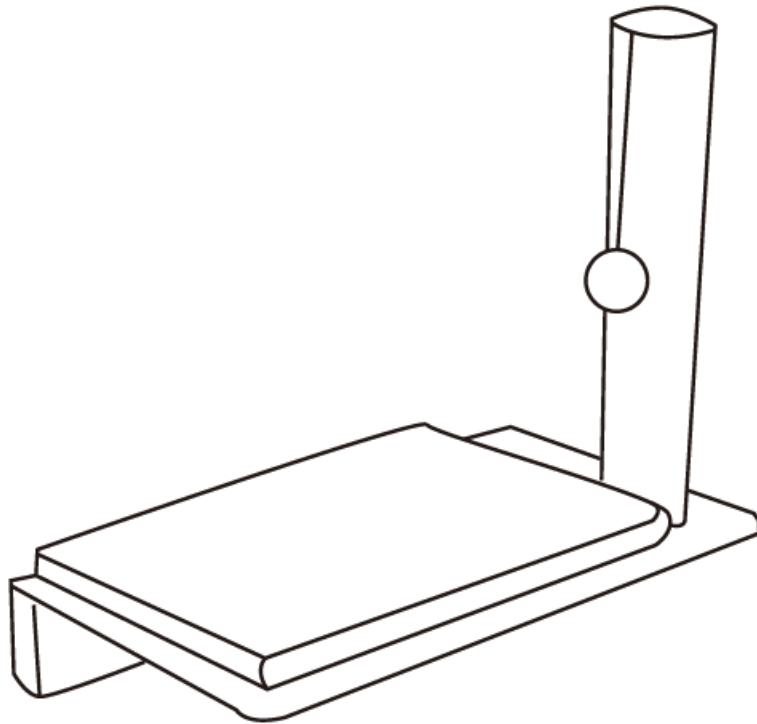
 ① x 1	 ② x 1	 ③ x 1	 ④ x 1
 a x 2	 b x 2	 c x 2	 d x 2

IMPORTANT. RETAIN FOR FUTURE REFERENCE: READ CAREFULLY.

INSTALLATION INSTRUCTION



Done



CONTACT

US

- If you have any questions, please contact our
- customer care center.
- Our contact details are below:
- 001-[877-644-9366](tel:877-644-9366)
- customerservice@aosom.com
- Imported by Aosom LLC 27150 SW Kinsman Rd Wilsonville, OR 97070 USA MADE IN CHINA

UK

- If you have any questions, please contact our
- customer care center. Our contact details are below:
- 0044-[800-240-4004](tel:800-240-4004)
- enquiries@mhstar.co.uk
- IMPORTER ADDRESS:
- MH STAR UK LTD
- Unit 27, Perivale Park, Horsenden Lane South Perivale, UB6 7RH MADE IN CHINA UK

Documents / Resources



[PawHut D30-225 Cat Tree Tower](#) [pdf] Instruction Manual
D30-225, D30-225 Cat Tree Tower, Cat Tree Tower, Tree Tower, Tower

References

- [User Manual](#)

Manuals+, Privacy Policy

This website is an independent publication and is neither affiliated with nor endorsed by any of the trademark owners. The "Bluetooth®" word mark and logos are registered trademarks owned by Bluetooth SIG, Inc. The "Wi-Fi®" word mark and logos are registered trademarks owned by the Wi-Fi Alliance. Any use of these marks on this website does not imply any affiliation with or endorsement.