



Paulmann Wall Recessed Luminaire LED Edge Instruction Manual

[Home](#) » [Paulmann](#) » Paulmann Wall Recessed Luminaire LED Edge Instruction Manual 



Paulmann

Art.-No: 994.95/930.93/930.94

(+MA 326) PH07/21

Instruction Manual

Contents

[1 Safety Instructions](#)

[2 Documents /
Resources](#)

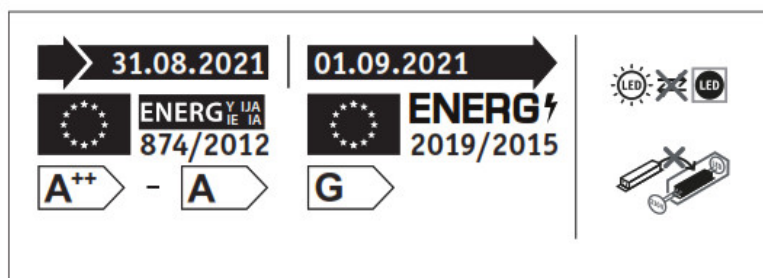
[2.1 References](#)

[3 Related Posts](#)

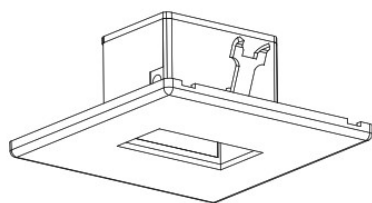
Safety Instructions



1, 2, 3, 4, 5, 6, 8, 11, 12, 16, 17, 19, 20, 21, 22, 23, 24, 28, 33, 34



www.paulmann.com/symbols

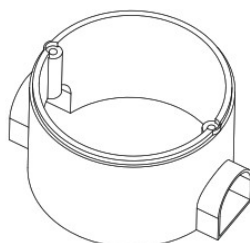


1x

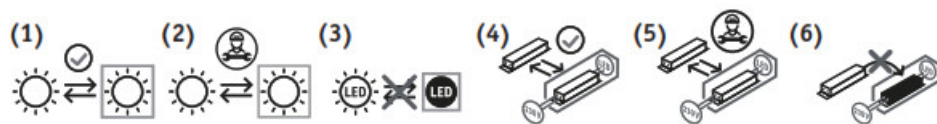
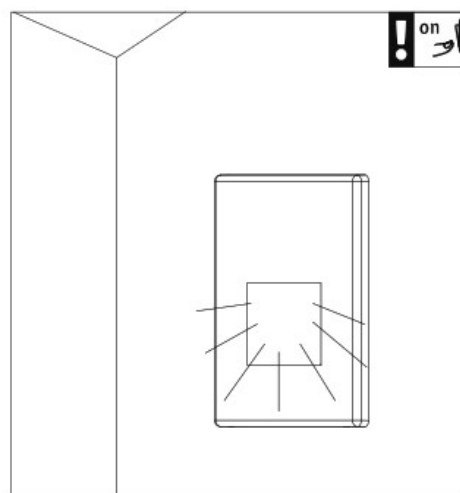
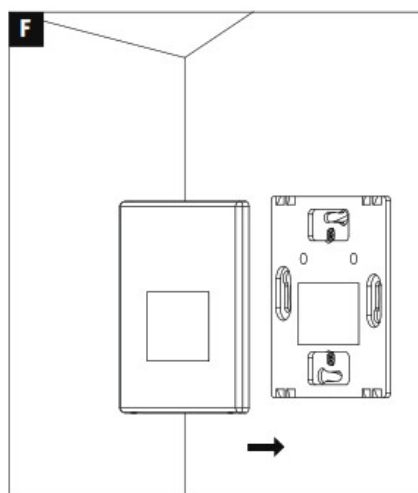
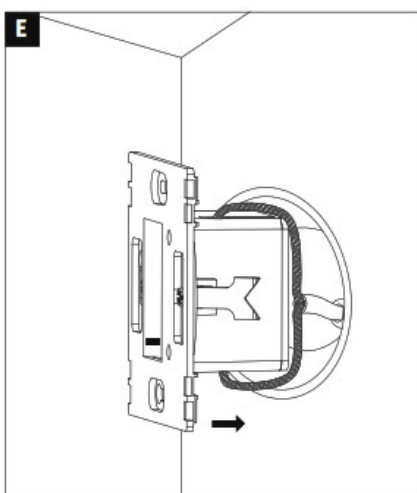
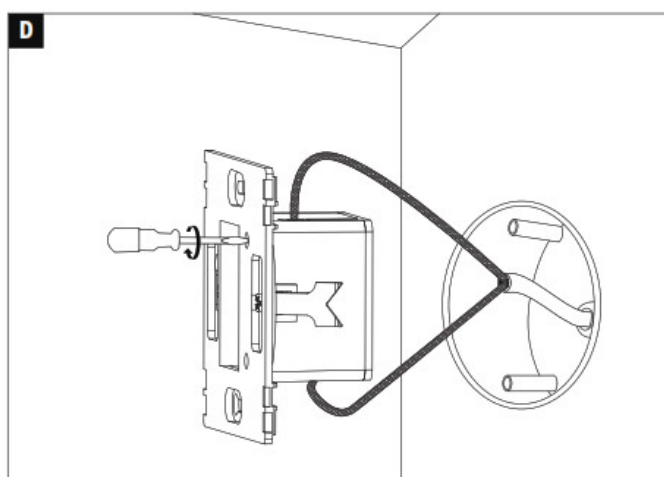
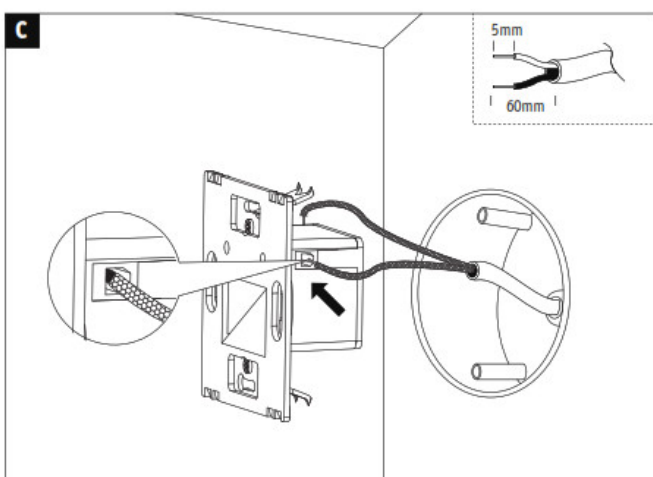
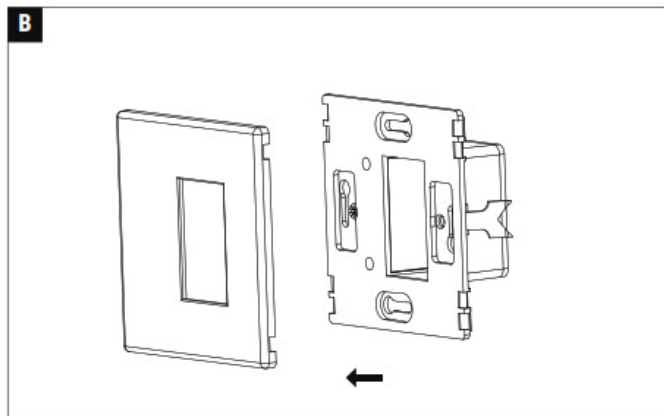
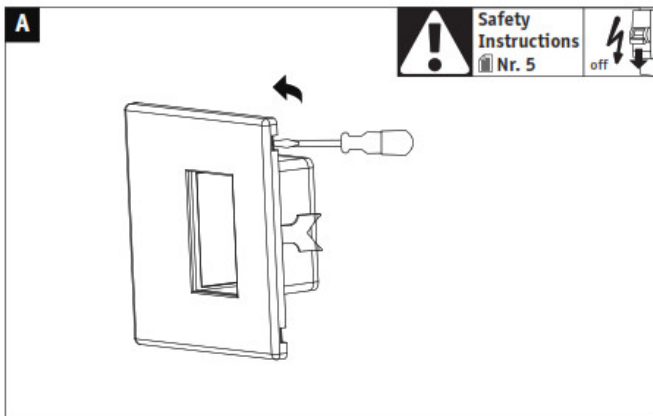


2x

incl



not incl



This product contains a light source with energy efficiency class <see above>.

Replaceability: (1) Light source or (4) operating device can be replaced by end users without permanent damage to the luminaire. (2) Light source or (5) operating device can be replaced by a qualified electrician without permanently damaging the luminaire. (3) Light source or (6) the operating device is not replaceable, the luminaire must be replaced.

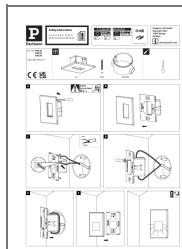
Paulmann Licht GmbH
Quezinger Feld 2 31832 Springe
Germany



www.paulmann.com



Documents / Resources



[Paulmann Wall Recessed Luminaire LED Edge](#) [pdf] Instruction Manual
994.95, 930.93, 930.94, Wall Recessed Luminaire LED Edge, Wall Recessed Luminaire LED,
Wall Luminaire LED Edge, Luminaire LED Edge, LED Edge, Wall LED, LED

References

- [P Q & A: Icons on Paulmann Products](#)