



Paulmann LED Recessed Floor Luminaire Instruction Manual

[Home](#) » [Paulmann](#) » Paulmann LED Recessed Floor Luminaire Instruction Manual 

Paulmann LED Recessed Floor Luminaire Instruction Manual



Contents

1

Safety Instructions

2


Documents / Resources

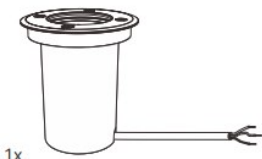
3


Related Posts


Safety Instructions


Art.-Nr.: **947.32**
(+MA 326) PCIK 04/22












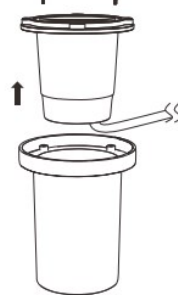








A



B1 B2



i **IP65**






Diagram illustrating a table with a downward arrow indicating a load of $\leq 500\text{Kgs}$.

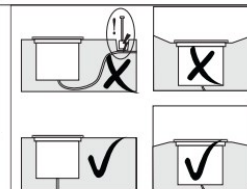
Ø105 mm
130 mm



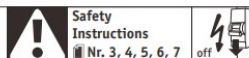
not incl. Junction-Box




 **Paulmann**
Art.-Nr.: 232



B1 **B2**





i **IP65**

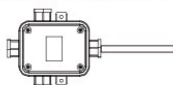
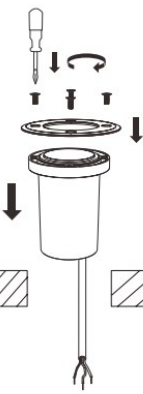
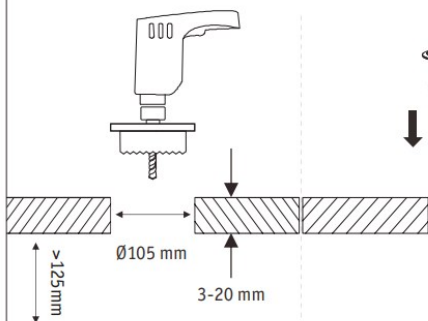


A schematic diagram of a column under a point load. A thick black arrow points downwards from the top, labeled $\leq 500\text{Kgs}$. Below the arrow is a grey rectangular block representing the load, which sits on a thin horizontal line representing the column's top surface. The column itself is shown as a vertical line extending downwards from the surface.

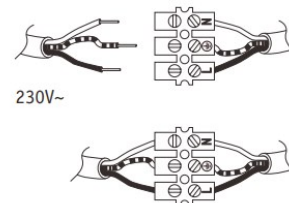
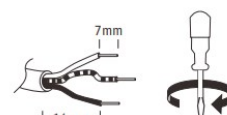
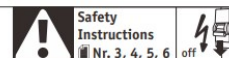
not incl. Junction-Box



 **Paulmann**
Art.-Nr.: 232

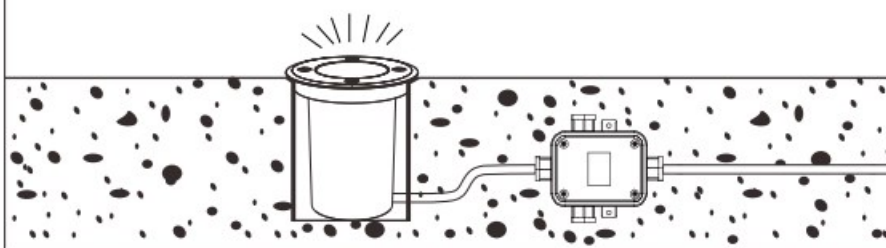


C

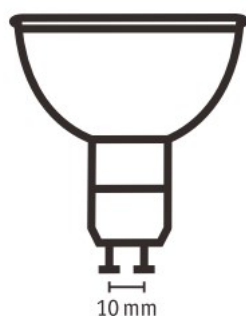
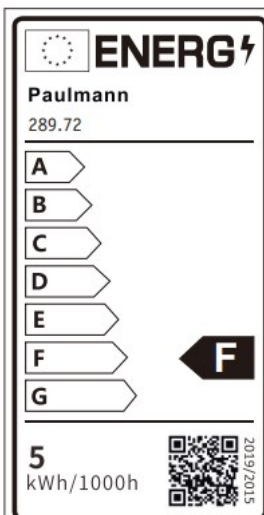
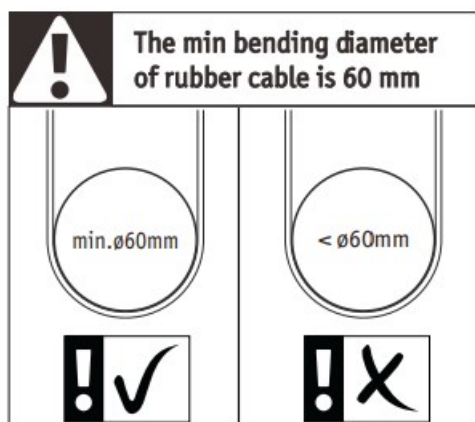
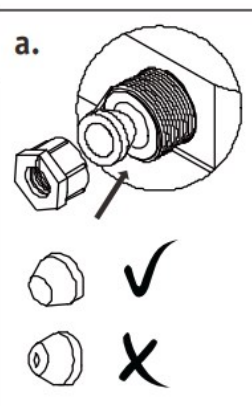
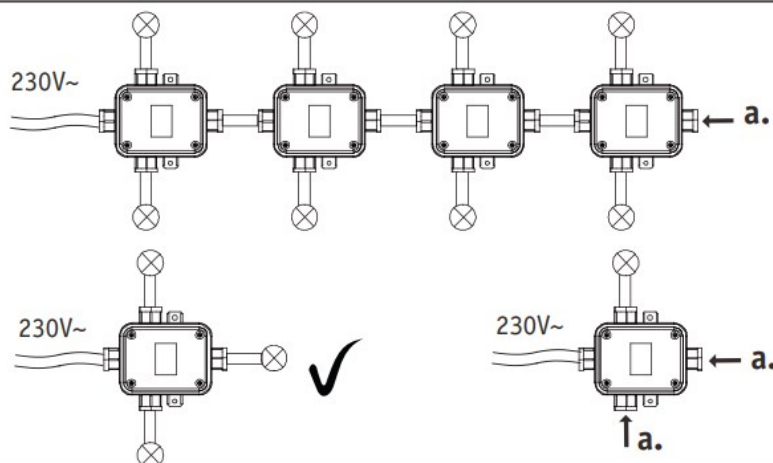
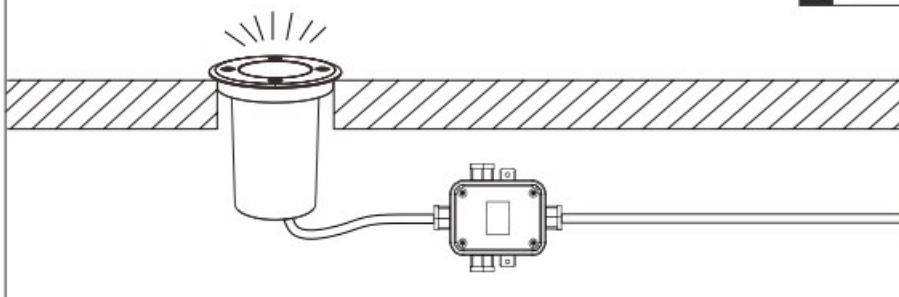


230V~

D1 D2



D1 D2



GU10
 \varnothing 51 mm
 \updownarrow 55 mm

320 lm
 4,3 W
 230V AC 50Hz



CRI/Ra \geq 80



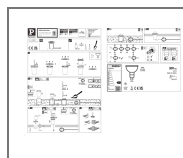
This product contains a light source with energy efficiency class <see above>. Replaceability:

- (1) Light source or (4) operating device can be replaced by end users without permanent damage to the luminaire.
(2) Light source or (5) operating device can be replaced by a qualified electrician without permanently damaging the luminaire. (3) Light source or (6) operating device is not replaceable, the luminaire must be replaced.

www.paulmann.com



Documents / Resources



[Paulmann LED Recessed Floor Luminaire](#) [pdf] Instruction Manual
LED Recessed Floor Luminaire, LED, Recessed Floor Luminaire, Recessed Floor LED,
Recessed Floor Light, Underground Light, Light

[Manuals+](#)