

# Paulmann 956.75 High Voltage Busbar System Instruction Manual


[Home](#) » [Paulmann](#) » Paulmann 956.75 High Voltage Busbar System Instruction Manual 



## Contents









- [1 Paulmann 956.75 High Voltage Busbar System Instruction Manual](#)
- [2 Documents / Resources](#)
  - [2.1 References](#)
- [3 Related Posts](#)

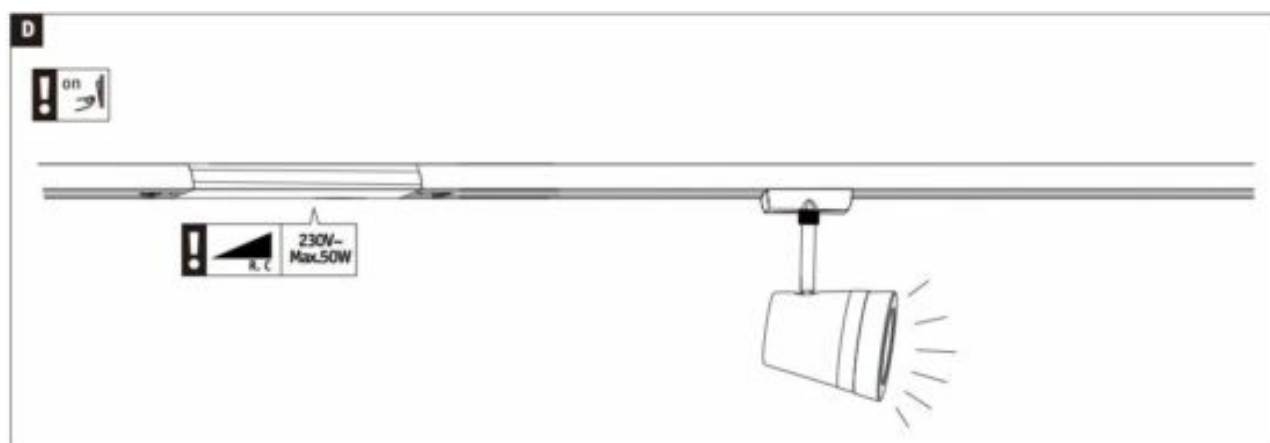
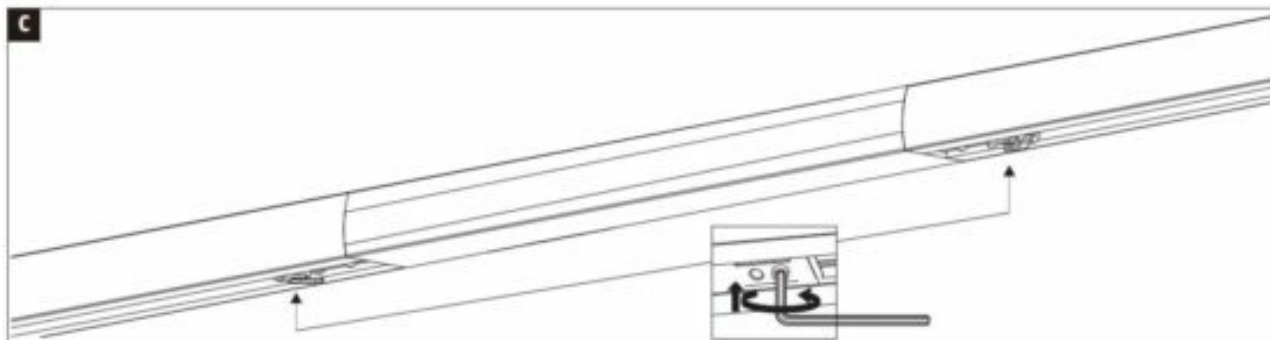
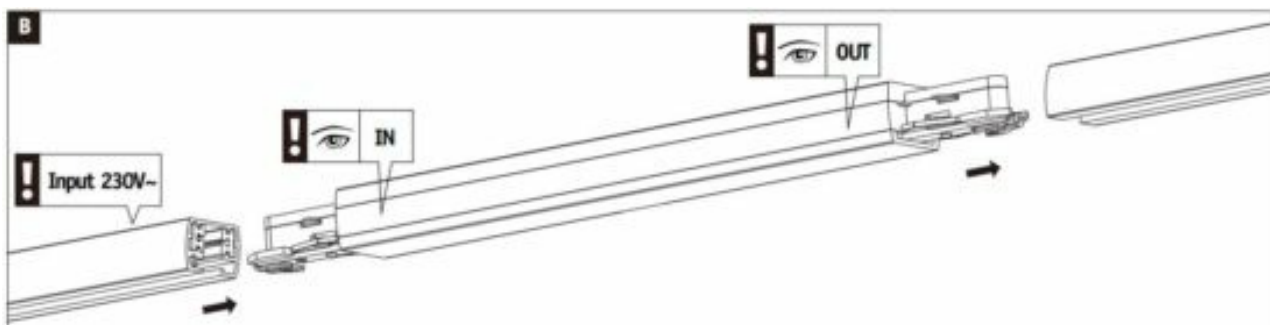
**Paulmann 956.75 High Voltage Busbar System Instruction Manual**



## Info

[www.paulmann.com](http://www.paulmann.com)

<p>Nr.: 956.73 956.74 956.75 (+MA 326) PSU 08/24</p> <p><b>CE UK CA</b></p>	  <p>1x</p>	 <p>incl.</p>
<p><b>A</b></p> <div style="display: flex; justify-content: space-around; align-items: center;"> <div style="text-align: center;">  </div> <div style="text-align: center;">  </div> </div> <div style="text-align: right; margin-top: 10px;">   <p><b>Safety Instructions</b> = 3, 4, 5, 6</p>  </div>		

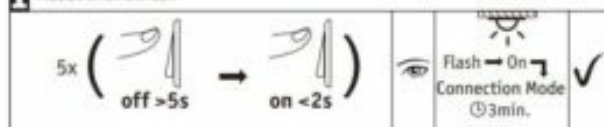


**E Factory reset**

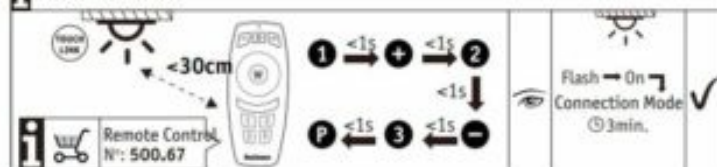
**i Reset with app**



**i Reset with switch**



**i Reset with remote**



**F Add to gateway**

1	on or E	Connection Mode 3min.
---	---------	-----------------------

2 App Start discovery

If added to gateway not successfully within connection mode, repeat 1.  
Integration with Zigbee 3.0 gateways depends on manufacturer and is not guaranteed by Paulmann.

3	Flash → On	✓
---	------------	---

Add to gateway successfully

**G Touchlink pairing**

1 on or E Connection Mode 3min.

2 Hold > 5s

3 2x(Flash → On) ✓

Remote Control N°: 500.67

**Info Zigbee**

www.paulmann.com/zb

Zigbee 3.0 Gateway

Router

App

Hereby, Paulmann Licht declares that the radio equipment type 1956.73, 956.74, 956.751 is in compliance with Directive 2014/53/EU.

The full text of the EU declaration of conformity is available at the following internet address:

[www.paulmann.com/ce](http://www.paulmann.com/ce)

Radio frequency 12,4 GHz – 2,4835 GHz) Radiated energy LIO mWJ

**Read More About This Manual & Download PDF:**

**Documents / Resources**

	<p><a href="#">Paulmann 956.75 High Voltage Busbar System</a> [pdf] Instruction Manual</p> <p>956.75 High Voltage Busbar System, 956.75, High Voltage Busbar System, Voltage Busbar System, Busbar System, System</p>
--	---

**References**

- [P Paulmann – Lamps & Luminaires from the Manufacturer](#)
- [P Zigbee lighting control: What is it?](#)

- [User Manual](#)

[Manuals+](#), [Privacy Policy](#)

This website is an independent publication and is neither affiliated with nor endorsed by any of the trademark owners. The "Bluetooth®" word mark and logos are registered trademarks owned by Bluetooth SIG, Inc. The "Wi-Fi®" word mark and logos are registered trademarks owned by the Wi-Fi Alliance. Any use of these marks on this website does not imply any affiliation with or endorsement.