



Paulmann 944.03 LED Instruction Manual

[Home](#) » [Paulmann](#) » Paulmann 944.03 LED Instruction Manual 

Contents

- [1 Paulmann 944.03 LED](#)
- [2 Features](#)
- [3 WHAT'S IN THE BOX](#)
- [4 TOOLS](#)
- [5 INSTALLATION INSTRUCTION](#)
- [6 Documents / Resources](#)
- [7 Related Posts](#)



Paulmann

Paulmann 944.03 LED



Features



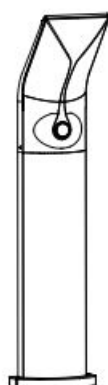
www.paulmann.com/symbols

WHAT'S IN THE BOX

Art.-Nr.: 944.03



(+MA 326) PYD 07/22



1x

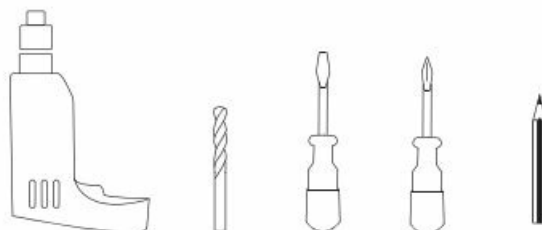


1x

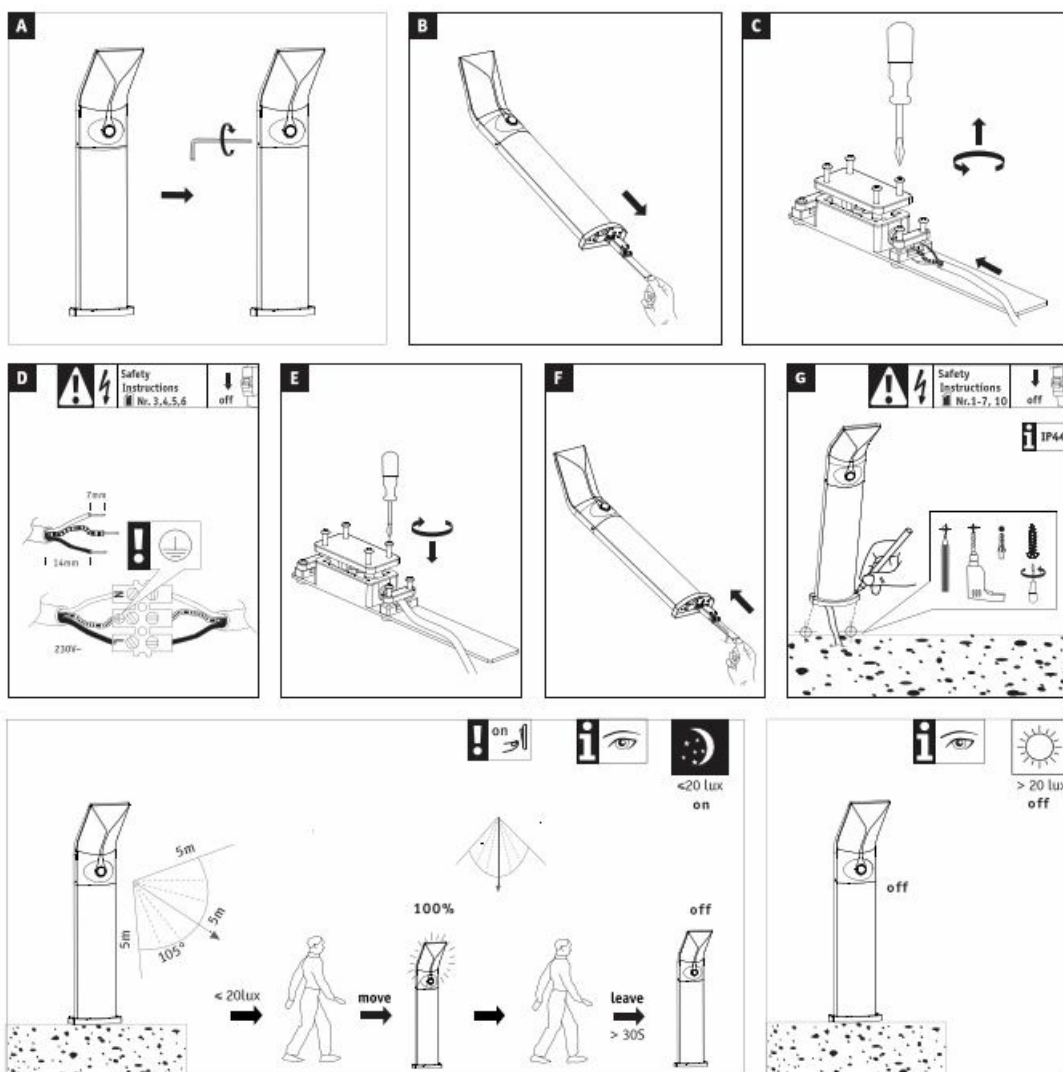
2x

2x

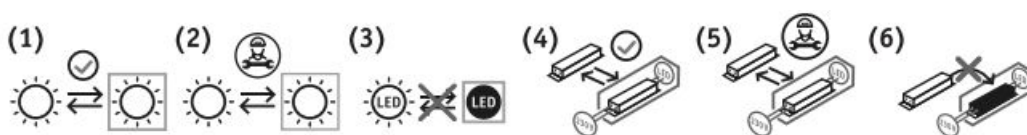
TOOLS



INSTALLATION INSTRUCTION



Replaceability:



- The light source or operating device can be replaced by end users without permanent damage to the luminaire.
- The light source or operating device can be replaced by a qualified electrician without permanently damaging the luminaire.

- The light source or operating device is not replaceable, the luminaire must be replaced.
- This product contains a light source with energy efficiency class <see above>.


Paulmann Licht GmbH Quezinger Feld 2 31832 Springe Germany

www.paulmann.com

Paulmann Licht GmbH Quezinger Feld 2 31832 Springe Germany

www.paulmann.com

Documents / Resources

	<p>Paulmann 944.03 LED [pdf] Instruction Manual 94403, 944.03 LED, 944.03, LED</p>
---	--

Manuals+.